

ACURA  
**GRAND PRIX**  
OF LONG BEACH

APRIL 17-19, 2026



# MEDIA GUIDE







Dear Members of the Media:

Welcome to the 2026 Acura Grand Prix of Long Beach, where our fans will ***Experience the Long Beach Vibe!***

This media guide is meant to assist you throughout the weekend, whether it be references to historical data, information on this year's event or statistics.

Our three-day weekend is packed with activities on and off the track. In addition to the racing, concerts will take place on Friday and Saturday nights, the Mornings CARnival will bring SoCal car culture to the East Paddock on Sunday and the Lifestyle Expo, located in the Long Beach Convention & Entertainment Center, will see more than 195,000 Acura Grand Prix fans walk through multiple times.

Our annual media luncheon takes place on Thursday, April 16 at noon, and will feature drivers from many of the racing series that will be here over the weekend. Media interested in attending should contact us.

If you have any questions or particular needs surrounding the Acura Grand Prix, please do not hesitate to contact the Media Center at (562) 624-2056 or [pr@gpalb.com](mailto:pr@gpalb.com). Our website, [gpalb.com](http://gpalb.com), can be accessed at any time to find the latest news and information about the Grand Prix and downloadable, hi-resolution photos for editorial use. If you wish to download these photos, please contact us for password information.

Our goal is to make your job easier and more enjoyable. Your continued support and enthusiasm is, as always, very much appreciated.

We look forward to seeing you at the Acura Grand Prix of Long Beach!

Sincerely,

A handwritten signature in black ink that reads 'Christian P. Esslinger'.

Christian P. Esslinger  
Director of Communications

## Table of Contents

5	PR Contacts
7	Event Information
11	Feature Race Overview & Box Scores (1975-2025)
73	Race Statistics/All-Time Driver Index
93	NTT INDYCAR SERIES Race
96	IMSA WeatherTech SportsCar Championship
121	Super Drift Challenge
127	SPEED Energy Stadium SUPER Trucks
145	Porsche Carrera Cup North America
153	Historic Sports Car Challenge
156	Sponsor Partners

## Public Relations Contact List

### **Grand Prix Association of Long Beach**

3000 Pacific Avenue, Long Beach, CA 90806  
(562) 981-2600; (562) 981-2632 (Fax)  
Chris Esslinger - Director of Communications  
cesslinger@gpalb.com

Lance Caparas - Public Relations Assistant  
pr@gpalb.com

### **NTT INDYCAR SERIES**

4565 W. 16th St., Indianapolis, IN 46222  
(317) 492-8577  
Kate Davis - Director, Communications  
kdavis@indycar.com

### **IMSA WeatherTech SportsCar Championship**

One Daytona Blvd., Daytona Beach, FL 32114  
(386) 310-6500  
Nate Siebens - Director, Communications  
nsiebens@imsa.com

### **Super Drift Challenge (Formula Drift)**

2161 Gundry Ave., Signal Hill, CA 90755  
(562) 901-2600  
Greg Emmerson - Public Relations  
greg@theidagency.com

### **SPEED Energy Stadium SUPER Trucks**

10615 Twin Lakes Parkway, Charlotte, NC 28269  
(704) 949-1255  
Scott Strupe - Public Relations  
sstrupe@teamgordon.com

### **Historic Sports Car Challenge**

Historic Motor Sports Association  
2029 Verdugo Blvd., #1010, Montrose, CA 91020  
(818) 249-3515  
Cris Vandagriff - President  
cris@hmsausa.com

### **Porsche Carrera Cup North America**

Porsche Motorsport North America  
19800 S. Main St., Carson, CA 90745  
(404) 716-2961  
Justin Cornelison, Marketing Communications  
justin.cornelison@porschemotorsport.com

 ACURA  
**GRAND PRIX** | APRIL  
OF LONG BEACH | 17-19,  
2026





## FACT SHEET

- WHAT:** The 51st Acura Grand Prix of Long Beach, featuring the fifth round of the 2026 NTT INDYCAR SERIES and third round of the 2026 IMSA WeatherTech SportsCar Championship.
- WHEN:** Friday through Sunday, April 17-19.
- WHERE:** The streets of downtown Long Beach surrounding the Long Beach Convention and Entertainment Center, the Aquarium of the Pacific and a portion of The Pike Outlets. The start/finish line is on Shoreline Drive.
- THE CIRCUIT:** 1.97 miles in length, 11-turn temporary street circuit.
- ATTENDANCE:** The weekend event drew more than 200,000 spectators in 2025, making it one of the largest paid spectator special events in Southern California.
- WHO:** The featured race is Sunday's **NTT INDYCAR SERIES** event (2:30 p.m. PT), which features an international field of world-class drivers including defending two-time Long Beach winner Kyle Kirkwood, past Long Beach winners Scott Dixon, Josef Newgarden and Alexander Rossi, plus defending INDYCAR SERIES champ Alex Palou and popular Mexican driver Pato O'Ward. The series features cars with turbocharged hybrid engines supplied by Honda and Chevrolet. Five other racing events will be run.
- MORE RACING:** **IMSA WeatherTech SportsCar Championship:** Saturday's featured event includes America's finest sports cars running in two classes: the high-tech, hybrid-engine Grand Touring Prototype (GTP) class along with GT Daytona (GTD) class. Practice and qualifying will be held on Friday, April 17, and the race will run at 1:00 p.m. Saturday afternoon, April 18.
- Super Drift Challenge:** The popular Formula DRIFT invitational competition, taking place Friday and Saturday nights at 6:30 p.m. under the lights, always attracts huge crowds! Expected to feature eight of the sport's top cars and drivers. Practice and eliminations will take place both nights.

**SPEED Energy Stadium Super Trucks Race:** On Saturday and Sunday, Robby Gordon's Stadium Super Truck Series will race its 600-horsepower V-8 engine trucks in 30-minute sprints featuring jumps and lots of excitement.

**Historic Sports Car Challenge:** A Sat./Sun. doubleheader will celebrate historic muscle cars that competed on road and street courses from the 1970s through 1991 in the Trans-Am Series.

**Porsche Carrera Cup North America:** A Sat./Sun doubleheader of Porsche Carrera Cup, sanctioned by IMSA, showcases identical road car-based Porsche 911 Cup race cars, which places the emphasis on driver and team talent to win. Porsche Carrera Cup North America is one of only four Porsche One-Make Series that will introduce the brand new 911 Cup, based on the newest 992.2 generation of the 911, in its first season in 2026.

**TELEVISION:  
(all times PT)**

**NTT INDYCAR SERIES Race:** FOX, FOX One (live), April 19, 2:30 - 5 p.m.

**INDYCAR Qualifying:** FOX Sports 1 (live), April 18, 3:30 – 5:00 p.m.

**IMSA Race:** NBC/Peacock (live), April 18, 1:00 – 3:00 p.m.

**Porsche Carrera Cup Races:** Peacock (live), April 18, 9:00 – 10:00 a.m.; April 19, 11:00 a.m. – noon

**Super Drift:** YouTube & Twitch (live), April 17-18, 6:30 – 8:30 p.m.

**SPEED Energy Stadium Super Trucks:** YouTube (live), April 18, 5:15 – 5:45 p.m.; April 19, 12:15 – 12:45 p.m.

**SANCTIONING  
BODIES:**

INDYCAR; IMSA; SCCA Pro Racing; HMSA

**RACE WEEKEND  
SCHEDULE:**

Thu., April 16 – **Long Beach Motorsports Walk of Fame Ceremony** in front of the Convention Center at 11 a.m. Inductees will be announced soon. That evening, **Thunder Thursday at The Pike Outlets** includes freestyle motocross, a car show, driver autograph session and an NTT INDYCAR SERIES pit stop competition. Starts at 6:00 p.m., free to public.

Fri., April 17 – Practice and qualifying sessions for all races plus **Super Drift Challenge** practice and eliminations at 6:30 p.m. INDYCAR driver autographs 5:15 p.m. – 6:15 p.m. **Friday Concert Presented by Acura** at 6:30 p.m.

Sat., April 18 – Five race events: **SPEED Energy Stadium SUPER Trucks Race, Porsche Carrera Cup, IMSA WeatherTech SportsCar Championship, Historic Sports Car Challenge** and **Super Drift Challenge** practice & eliminations at 6:30 p.m. INDYCAR qualifying. **Saturday Concert** at 6:30 p.m.

Sun., April 19 – Four race events: Acura Grand Prix of Long Beach **NTT INDYCAR SERIES** race, **Historic Sports Car Challenge**, **Stadium SUPER Trucks Race** and **Porsche Carrera Cup**.

**LIFESTYLE EXPO:**

The popular **Lifestyle Expo** will feature more than 100 exhibitors offering the latest products and services in automotive, travel, home improvement, green power, fitness and recreation in the Long Beach Convention and Entertainment Center. There is also a large Family Fun Zone in the Long Beach Arena. Race sponsor **Cooler Master** will stage a sim racing tournament for fans, the **Dyn X Racing Challenge**, using its state-of-the-art racing simulators. Free to all race attendees, the Expo is open Friday and Saturday from 8 a.m. – 6 p.m. and Sunday from 8 a.m. – 5 p.m.

**CONCERTS:**

The Friday Concert Presented by Acura will star Lupe Fiasco and the Saturday night concert will be headlined by Kings of Chaos, featuring guest vocalists Ed Kowalczyk (LIVE), Nick Hexum (311) and Aloe Blacc. The concerts will take place on the Concert Stage outside the Terrace Theater at 6:30 p.m.

**TICKETS:**

Tickets are on sale at **gplb.com**, where fans can select and pay for their seats. Customers can also place orders by calling toll-free, **(888) 827-7333** or by visiting the Grand Prix Office at 3000 Pacific Ave. Beginning April 13, tickets will also be on sale at the downtown ticket office, 300 E. Ocean Blvd. (in front of the Long Beach Convention Center).

**WEBSITE/APP/MEDIA GUIDE:**

For the official media guide, updated information about schedules, drivers, tickets and race-related events, or to purchase tickets, visit the official Acura Grand Prix of Long Beach website at **gplb.com**. The official Acura Grand Prix app is available in the Apple App Store for iOS and Google Play for Android phones.

**GRAND PRIX FOUNDATION OF LONG BEACH:**

The Grand Prix Foundation of Long Beach annually raises money through its events around the Acura Grand Prix of Long Beach. Ninety cents of each dollar raised go directly to the organizations selected by the Foundation's Board of Directors. This year, the Foundation will stage the **8th Annual Grand Prix Foundation 5K Run on Sunday, April 12th** where participants run the Grand Prix racecourse. More info and registration is available at **gpflb.com**. For more information on the Foundation, a 501(c)(3) organization, and its charitable activities, please call (562) 490-4509 or visit its website at **gpflb.com**.

**COMMITTEE  
OF 300:**

Since the first Grand Prix in 1975, the Committee of 300 “Redcoats” – have been vital cogs in the promoting and staging of the Acura Grand Prix of Long Beach. Serving in a variety of capacities, most notably as Grandstand supervisors, members of the C300 also host three days of entertainment in Club C300 on race weekend. The Committee annually “adopts” local charities as well. For more information, call (562) 981-9200 or visit [committeeof300.com](http://committeeof300.com).

**SOCIAL MEDIA:**

Instagram: GPLongBeach, #AGPLB  
Facebook: GrandPrixLB  
TikTok: GPLongBeach  
YouTube: GPLongBeach  
X: @GPLongBeach

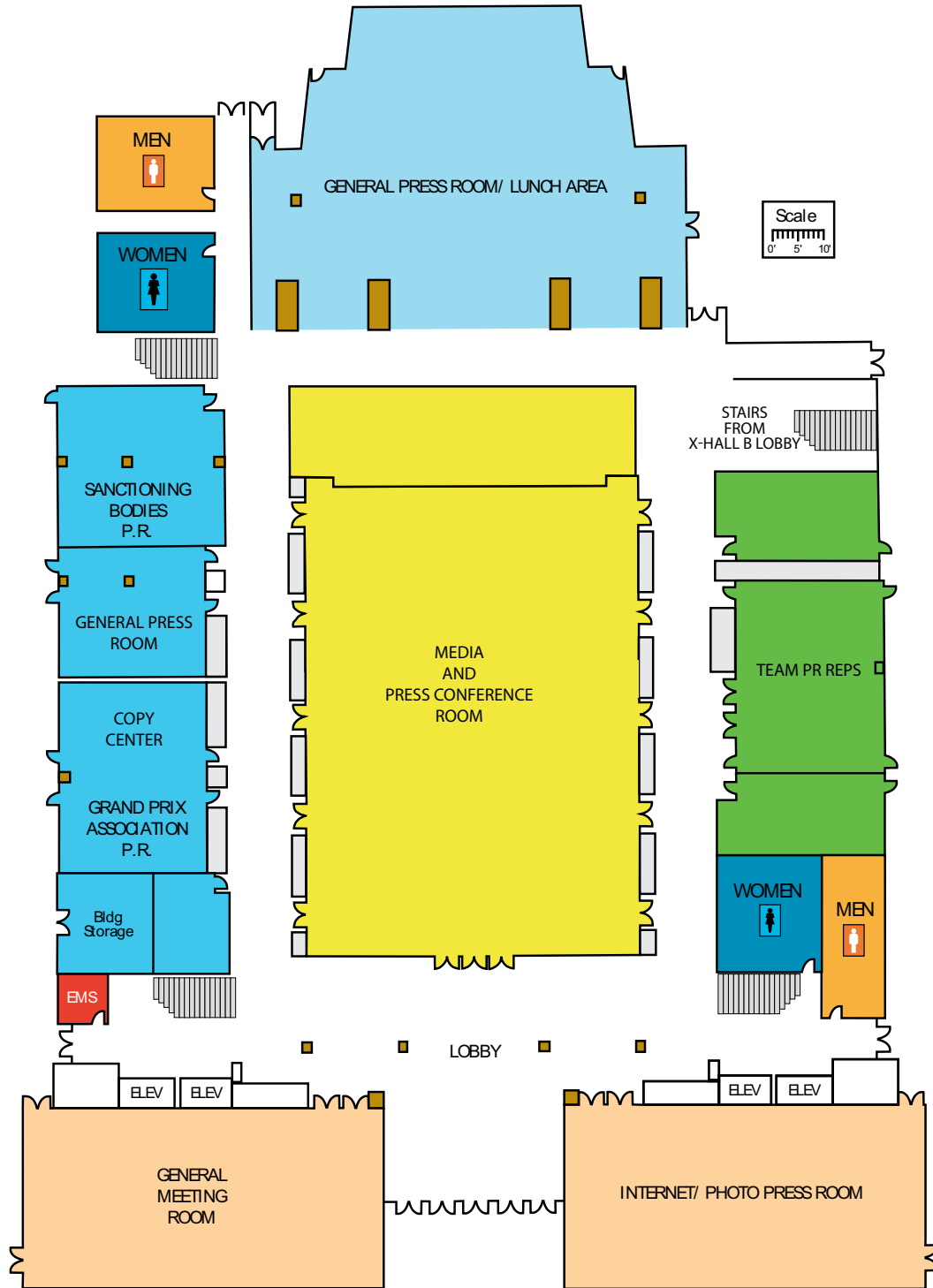
**CONTACTS:**

Chris Esslinger, Director of Communications  
(562) 490-4514; (310) 505-6189 mobile; [cesslinger@gpalb.com](mailto:cesslinger@gpalb.com)

Lance Caparas, Public Relations Assistant  
(562) 490-4513; [pr@gpalb.com](mailto:pr@gpalb.com)

Kara Lee, BZA  
(415) 517-5470; [karal@bzapr.com](mailto:karal@bzapr.com)

# 2026 Acura Grand Prix of Long Beach Dan Gurney Media Center



## **Race Circuit Has Changed Eight Times Since First Race in 1975**

The Acura Grand Prix of Long Beach race circuit has changed considerably since Brian Redman took the race's first checkered flag in 1975 directly across from a seedy collection of X-rated theaters and abandoned buildings!

Today, the 1.97-mile, 11-turn circuit winds its way around and under gleaming hotels, a famed Convention and Entertainment Center, a popular Aquarium and the Pike at Rainbow Harbor complex.

That first race circuit measured 2.02 miles in length and featured the famous "Linden Leap," when cars would barrel down Ocean Blvd., then turn hard right onto Linden - occasionally becoming airborne in the process! The circuit stayed at 2.02 miles until 1982, when the Queen's Hairpin gave way to a series of new turns to accommodate construction of the Hyatt Hotel, upping the circuit length to 2.129 miles. Construction altered it again in 1983, to 2.035 miles, taking the cars off Ocean Blvd. for the first time.

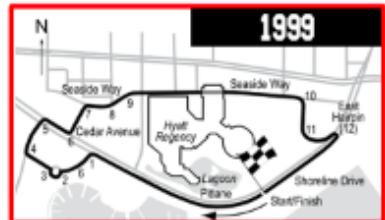
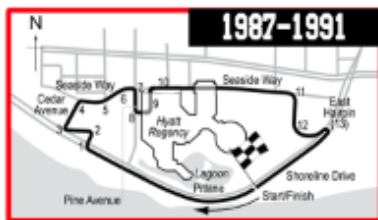
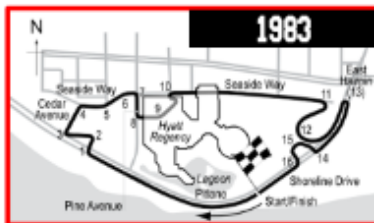
When Indy cars arrived at Long Beach in 1984, the circuit was shortened to 1.67 miles in length, then was shortened again to 1.586 miles until 1999.

That year, the 25th Anniversary of the Toyota Grand Prix of Long Beach saw a revamped, 1.85-mile circuit, with a longer front stretch on Shoreline Drive and new Turn 1, winding past the new Aquarium of the Pacific.

The 2000 race saw the circuit reconfigured to its present format of 1.97 miles and 11 turns.

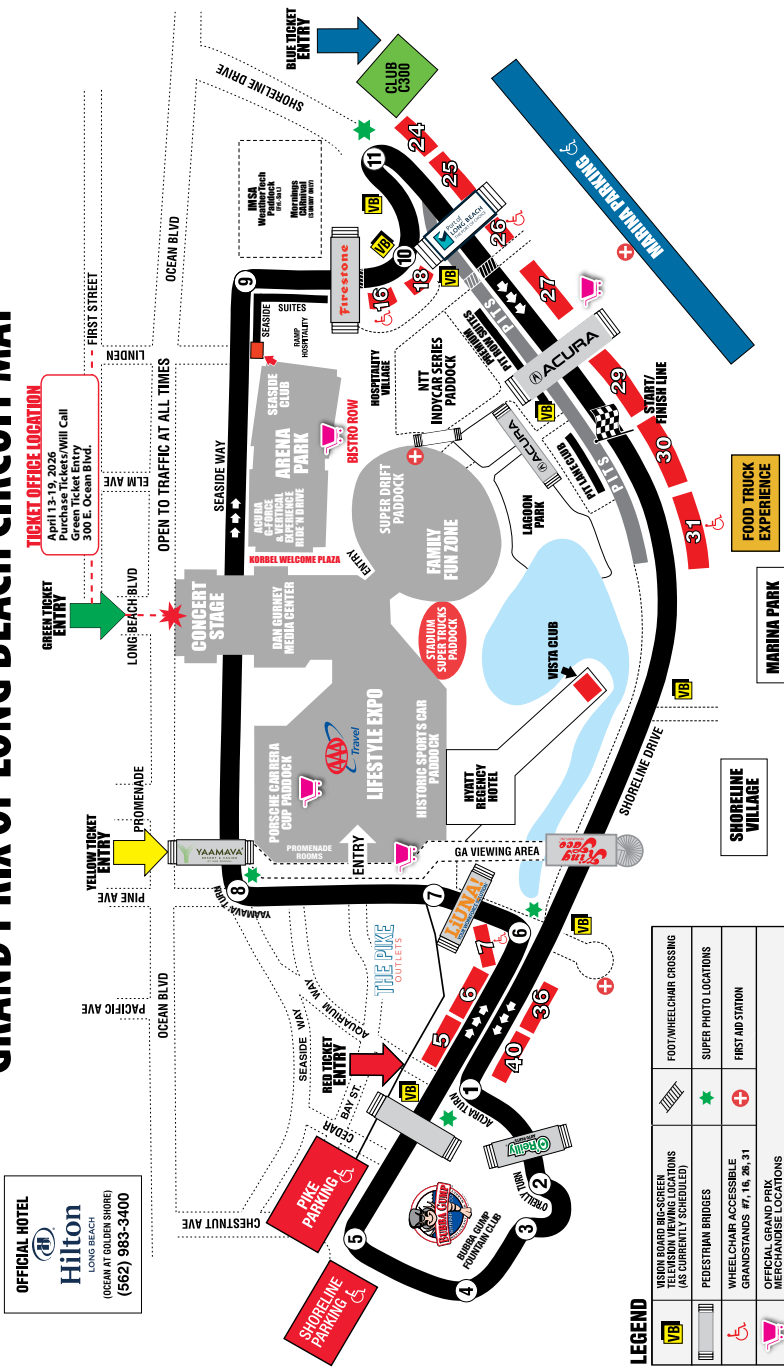
# TRACK EVOLUTION

The latest Long Beach circuit, in use from 2000 to the present, is highlighted in red, while the original 1975-81 layout is outlined in black. Below, you can see the other track iterations that have evolved alongside the event's growth.



# 2026 Track Configuration

## ACURA GRAND PRIX OF LONG BEACH CIRCUIT MAP



**OFFICIAL HOTEL**  
  
**Hilton**  
 LONG BEACH  
 (OCEANAT GOLDEN SHORES)  
 (562) 983-3400

**TICKET OFFICE LOCATION**  
 April 13-19, 2026  
 Purchase Tickets/Will Call  
 300 E. Ocean Blvd.  
 300 E. Ocean Blvd.

**LEGEND**

	VISION BOARD BIG-SCREEN TELEVISION VIEWING LOCATIONS (AS SCHEDULED)		FOOT/WHEELCHAIR CROSSING
	PEDESTRIAN BRIDGES		SUPER PHOTO LOCATIONS
	WHEELCHAIR ACCESSIBLE GRANDSTANDS 47, 18, 26, 31		FIRST AID STATION
	OFFICIAL GRAND PRIX MERCHANDISE LOCATIONS		

**ACURA** PRECISION CRAFTED PERFORMANCE

**NTT data** **AT&T** **Hilton** **Press-Telegram** Local news matters.

**Jerome's** **REACTION** **KORBEL** **Don Julio** **VisitLB** **Firestone** **Clariance** **LiUNA!** **YAMAHA** **LIUNA!** **LIUNA!** **LIUNA!**

**BANC OF CALIFORNIA** **O'Reilly** **MOTUL** **PEPSI** **LEGENDS GLOBAL** **COOLER MASTER** **U.S. ARMY** **United**

**RICOH** **NASC** **TIXR** **Surfside**

## **Alexander Rossi, Former Mayor Bob Foster To Be Inducted Into Long Beach Motorsports Walk Of Fame**

Two-time Long Beach winner Alexander Rossi and former Long Beach Mayor Bob Foster will be inducted into the 2026 Motorsports Walk of Fame. The honorees will be inducted during a public ceremony taking place Thurs., April 16 at 11 a.m., ahead of the Acura Grand Prix of Long Beach.

Rossi, an eight-time INDYCAR race winner, is one of the most successful American drivers of his generation, scoring and competing at the highest levels of international motorsport. Long before the Nevada City-native became a global racing star, he kicked off his career at just 10 years old racing go-karts, winning multiple national and international karting championships in the first few years. In 2016, Rossi made history when he became the first rookie to win the Indianapolis 500 since 2001, and the first American rookie to win since 1928.

At 34, his impressive racing resume includes two Grand Prix of Long Beach wins, plus victories in Formula 2, World Series by Renault and the 24 Hours of Daytona, along with starts in Formula 1, the 24 Hours of Le Mans, the Baja 1000 and Bathurst 1000. To date, Rossi has gathered 97 Top 10 finishes, including 52 Top 5s and 30 podiums. The famed racer also celebrated a new milestone last year — becoming a father to his son, Ben, with his wife, Kelly.

Mayor Foster served two terms as Mayor of Long Beach from 2006 to 2014 through the worst economic downturn the City had seen since the Great Depression. Foster utilized his previous leadership experience as President of Southern California Edison and Chief of Staff for the Senate Public Utilities and the Transit and Energy Committee to navigate the instability the City faced. Under his leadership, the City achieved its first budget surplus in 14 years and the lowest violent crime rates seen in more than four decades.

Beyond City Hall, Foster's impact was also significant. After he left office, the widely respected leader and dedicated public servant continued to serve Long Beach on local nonprofit and community boards. His unwavering support for the Grand Prix of Long Beach helped strengthen the city's role as a premier racing destination. Mayor Foster, who passed away in November 2025 at age 78, was admired for his sharp wit, authenticity and ability to connect with people from all walks of life. Mayor Foster's wife, Nancy Foster, will accept the honor on her late husband's behalf.

The Motorsports Walk of Fame is a joint project of the City of Long Beach and the Grand Prix Association of Long Beach. It was created in 2006 to honor key contributors to the sport of auto racing. Since then, 37 honorees have been recognized. The Walk of Fame is located in front of the Long Beach Convention & Entertainment building, across from The Pike at Rainbow Harbor entertainment complex on South Pine Avenue.

## **Acura Grand Prix and Its Partners Implement Sustainability Measures**

The Acura Grand Prix of Long Beach has thrown the “green” flag on sustainability in recent years and its efforts – and those of its partners – are producing positive environmental results.

Among those efforts:

- All water from Grand Prix sponsor Pepsi will be served in 100% recyclable aluminum bottles with a BPA-free liner and sodas in aluminum cans.
- The City of Long Beach is bringing its “Quench Buggy” to the Acura Grand Prix which will allow fans to refill their own water containers with filtered, City-sourced water.
- Specialized bins around the track will collect recyclable materials such as aluminum cans, plastic and cardboard.
- Legends Global food & beverage has world-class sanitation and quality controls powered by Ecolab wash technology, an rTurn app that tracks deliveries, pickups and sanitization services and provides reusable cups and containers.
- Concession operators no longer pour cans of beer into plastic cups, which cuts down on the amount of items that need to be recycled.
- In conjunction with Safety-Kleen, the Grand Prix recycles oil and petroleum waste from the race cars.

In addition to the efforts of the Acura Grand Prix of Long Beach, the racing organizations also take sustainability very seriously.

### **NTT INDYCAR SERIES**

INDYCAR is striving to reduce race operations emissions by 50% by 2030. In 2023, Shell, the Official Fuel of the NTT INDYCAR SERIES, introduced a 100% renewably sourced racing fuel that reduces greenhouse gas emissions by at least 60%. This makes the NTT INDYCAR SERIES the first North American racing series to use 100% renewable racing fuel.

All INDYCAR and IMSA Productions transporters are fueled with renewable diesel for all racing events, reducing greenhouse emissions by up to 85% compared to traditional diesel. Renewable diesel is considered a “drop in” fuel, meaning no alterations need to be made to the vehicle or engine, which leads to meeting or exceeding performance of traditional fossil-based diesel fuels.

Penske Entertainment works alongside NTT DATA to track emissions, using a state-of-the-art tracking platform. This process streamlines the data collection effort, reducing gaps while transforming impactful data in an efficient manner.

### **IMSA**

At IMSA, most cars in its Grand Touring Prototype (GTP) class uses a single-source hybrid powertrain developed by IMSA and its partners at the Automobile Club de l'Ouest (ACO) and suppliers Bosch, Fortescue Zero and Xtrac.

This hybrid powertrain system is coupled with internal combustion engines using a VP Racing Fuels blend that includes 80% sustainable content. Eventually, the fuel will be 100% sustainable, greatly reducing or eliminating greenhouse gas emissions. GTP regulations require the double-stinting of racing tires, thereby greatly reducing the sets of tires used during the course of the season.

Additionally, the IMSA Konica Minolta Business Center (KMBC) as well as its at-track business transporter have solar panels that power the units.

The new Michelin tire used was designed with enhanced sustainability being a major factor in its development.

## **Acura Grand Prix of Long Beach Highlights, 1975-2025**

### **1975**

More than 46,500 fans invaded the streets of Long Beach to watch Brian Redman capture the inaugural edition of the Long Beach Grand Prix in Jim Hall's T-332 Boraxo Lola. The win - by 29.95 seconds over Vern Schuppan (Jorgensen Eagle) - clinched the F5000 title for Redman. Eppie Wietzes was third in a Formula Racing Lola.

---

### **1976**

Polesitter Clay Regazzoni steered his Ferrari clear of early-race attrition and went on to win the first Formula One race held on the streets of Long Beach. More than 60,000 fans saw Regazzoni's Ferrari teammate, Niki Lauda, finish second and Patrick Depailler (ELF Tyrrell) third.

---

### **1977**

The race produced the famous "James Hunt airborne" image - as well as Mario Andretti's win, the first by an American in a U.S. Grand Prix. Andretti (John Player Lotus) edged Lauda (Ferrari) by .773 seconds before 65,000 in the race that helped solidify the race's future. Jody Scheckter (Wolf Ford) was third.

---

### **1978**

A mid-race mistake by Gilles Villeneuve handed the lead - and the win - to Ferrari teammate Carlos Reutemann, who went on to beat Mario Andretti (John Player Lotus) to the checkered flag by 11 seconds in a race that started on Shoreline Drive, rather than Ocean Blvd., for the first time. Patrick Depailler again finished third in the ELF Tyrrell.

---

### **1979**

Villeneuve was fast qualifier in his Ferrari and ran a mistake-free race for the victory as only nine F/One cars completed the race. It was the debut of the soon-to-be-dominant 1.5-liter turbo Renaults, which practiced and qualified but did not race because of broken driveshafts. Jody Scheckter (Ferrari) and Alan Jones (Saudia/Williams) shared the podium with Villeneuve.

---

### **1980**

Brazil's Nelson Piquet was fastest right off the truck, being first to break the 1:18 mark in qualifying (1:17.694). Piquet piloted his Parmalat Brabham to the fastest race lap ever (1:19.83) and went on to a 49-plus-seconds win over Ricardo Patrese and his Penthouse Arrows, with Emerson Fittipaldi third in a Skol/Fittipaldi.

---

### **1981**

Amid a bitter, behind-the-scenes F/One political squabble, more than 82,000 race day spectators saw Alan Jones in his Albilad Williams outdistance teammate Carlos Reutemann and Nelson Piquet (Parmalat Brabham), as only eight cars finished the race. Mario Andretti (Marlboro Alfa Romeo) was fourth.

---

### **1982**

Niki Lauda roared back from a three-year retirement to qualify second and take his first F/One victory since 1978 in a Marlboro McLaren. Keke Rosberg (TAG Williams) was second and Gilles Villeneuve third...but was later disqualified for his Ferrari's staggered wing. That moved Ricardo Patrese (Parmalat Brabham) into third place.

---

### **1983**

With the race now starting and finishing on Shoreline Drive, John Watson - starting a way-back 22nd on the grid in his Marlboro MP4 - passed Jacques Lafitte (Saudia Williams) on lap 45 and went on to a 27-second victory over teammate Niki Lauda. Rene Arnoux (Ferrari) was third in what was the final appearance of Formula One cars at Long Beach.

---

#### **1984**

A new era dawned at Long Beach as CART cars replaced the more-costly-to-stage F/One machinery. But one thing stayed constant: Mario Andretti was still the guy to beat! He won in a Budweiser Lola, becoming the race's first two-time winner and the first to win in both F/One and CART livery as he beat Geoff Brabham's Kraco March to the checkered flag by more than a minute. Tom Sneva (Texaco March) was third.

---

#### **1985**

Fuel economy was the deciding factor. Polesitter Mario Andretti held off some early challenges to win handily in his Beatrice Lola but, behind him, hard-charging Danny Sullivan (Miller March) ran out of fuel a scant 120 yards short of the finish line, handing second place to Emerson Fittipaldi and his 7-Eleven March.

---

#### **1986**

Two up-and-coming youngsters - Michael Andretti (Kraco/STP March) and Al Unser Jr. (Domino's Pizza Lola) - gave a hint of things to come in front of 77,500 fans, dueling through the final laps before Andretti edged Unser at the checkered flag by only 0.38 seconds...or 44 feet! Another offspring, Geoff Brabham, snuck his Valvoline Lola by Tom Sneva for third place.

---

#### **1987**

Ilmor-Chevrolet power ruled the streets of Long Beach as Mario Andretti grabbed the pole and, on race day, ran away and hid in his Hanna Lola. His victory margin over Al Unser Jr. (Domino's Pizza March) was a phenomenal one lap-plus-29.35 seconds, or almost 2.5 miles! Tom Sneva (Skool Bandit March) finished third and Michael Andretti was fourth, nearly 3.25 miles behind his father.

---

#### **1988**

"Little Al" Unser came up big and went Mario Andretti one better, winning his first Long Beach race by one lap plus 33 seconds, leading for 73 of the race's 95 laps in his Valvoline March. More than 84,000 fans watched as Bobby Rahal (Budweiser Lola) and Kevin Cogan (Schaefer/Playboy March) followed Unser Jr. across the finish line.

---

#### **1989**

It was Little Al for the second year in a row...but this time his win wasn't quite so popular! Dicing with Mario Andretti in the closing laps, Unser locked his brakes and spun Andretti off-course in Turn 3. Unser went on to win in his Valvoline Lola by 12 seconds over Michael Andretti (K/Mart/Havoline Lola) and Emerson Fittipaldi (Marlboro Penske), but was greeted by a hearty chorus of boos on his victory lap.

---

#### **1990**

Al Unser Jr. made it three in a row in the Valvoline Lola, but it was Michael Andretti who won the lion's share of the kudos. Starting 5th on the grid, Andretti spun out on lap 2 and fell to the rear of the field. He then methodically worked his way back up through the pack and crossed the finish line in 4th place to thunderous applause. Marlboro Penske teammates Emerson Fittipaldi and Danny Sullivan finished 2-3.

---

#### **1991**

Despite the presence on the starting grid of no less than four Andrettis (Mario, Michael John, Jeff), Al Unser Jr. and his Valvoline Lola made it four straight, with Bobby Rahal (STP/Kraco Lola) second and Eddie Cheever (Target/Scotch Lola) third. Highest-finishing Andretti was CART rookie Jeff, who logged a 9th in his Texaco Havoline Lola.

---

#### **1992**

After a variety of shunts and mechanical woes sidelined race favorites Al Unser Jr., Michael Andretti and others, Danny Sullivan (Molson/Kraco/STP Galmer) notched the victory by 0.596 seconds over Bobby Rahal (Miller Lola) and Emerson Fittipaldi (Marlboro Penske Lola). Sullivan's average speed of 91.945 mph was a race record.

---

#### **1993**

While Michael Andretti went to F/One, Nigel Mansell came over to CART, won the Long Beach pole in his first try and went on to finish third in his Kmart/Texaco Lola behind race winner Paul Tracy - his first-ever CART victory - and runner-up Bobby Rahal (Miller Rahal/Hogan). Tracy logged a 12-second margin of victory in his Marlboro Penske.

---

---

**1994**

After 36 years of racing and four Toyota Grand Prix of Long Beach wins, Mario Andretti ended his career on the legendary seaside circuit with a 5th place finish in a Kmart/Scotch/Havoline Lola. Al Unser Jr. got back on the victory trail in a Marlboro Penske, winning by 39 seconds over Nigel Mansell (Kmart/Texaco/Havoline Lola) and Robby Gordon (Valvoline/Cummins Lola).

---

**1995**

Ho hum. Another Al Unser Jr. triumph - his 6th - came on the race's 20th anniversary as he and his Marlboro Penske outlasted early leaders Michael Andretti, Paul Tracy and Gil de Ferran. Unser finished more than 23 seconds ahead of Scott Pruett (Patrick Racing Lola) and Teo Fabi (Indeck Reynard).

---

**1996**

Gil de Ferran snagged the pole and led 99 of the first 100 laps before a faulty hose slowly robbed him of power. He ultimately finished fifth as a succession of incidents (some earning hefty driver fines!) yielded the lead to Jimmy Vasser (Target Reynard). Vasser went on to a 3.4-second win over Parker Johnstone (Motorola Reynard) and Al Unser Jr., (Marlboro Penske).

---

**1997**

It was a year of change featuring new drivers, chassis and engines...and 2/3 of the starting field from outside the U. S! Alex Zanardi, driving Chip Ganassi's Target/Honda captured the victory in a race that featured seven lead changes. Mauricio Gugelmin (Hollywood Mercedes) and Scott Pruett (Brahma Ford) rounded out an all-Reynard chassis podium.

---

**1998**

Seven full-course cautions marred Bobby Rahal's last Long Beach race (he finished 17th) and Zanardi's second straight win as the top 14 finishers piloted Reynard chassis. Zanardi (Target Honda) took the checkered flag two-plus seconds ahead of Dario Franchitti (KOOL Honda) and Bryan Herta, who led for 26 laps in his Shell Ford.

---

**1999**

Rookie Juan Montoya burst onto the CART scene with a convincing win in the 25th Anniversary of the Toyota Grand Prix of Long Beach in front of more than 102,000 fans. Montoya's win - in only his third race - featured a 2.8-second margin of victory over Dario Franchitti (KOOL Honda/Reynard) that was close only because of a yellow flag with eight laps remaining. Bryan Herta was third in a Reynard/Ford. Driving Chip Ganassi's Target Honda/Reynard, Montoya averaged 87.915 MPH at Long Beach, and went on to become the 1999 CART FedEx Series Champion.

---

**2000**

Paul Tracy, starting 17th in his KOOL Reynard/Honda, took the lead with 20 laps to go and went on to capture the 26th Annual Toyota Grand Prix of Long Beach...the same course on which he won his first Champ Car race in 1993. Tracy finished 3.91 seconds ahead of Helio Castroneves (Marlboro Penske) and Jimmy Vasser. Vasser's third-place finish in his Toyota-powered Target Lola was the best to date for the new Toyota powerplant. Tracy averaged 82.626 MPH for the win as nine cars were running at the checkered flag.

---

**2001**

Polesitter Helio Castroneves led from flag to flag to win the 27th Annual Toyota Grand Prix of Long Beach in his Marlboro Honda/Reynard. The 25-year-old Brazilian withstood early pressure from Kenny Brack, who later retired with a broken gearbox, then outdistanced fellow Brazilian Cristiano da Matta (Texaco Lola/Toyota) to the checkered flag. Marlboro teammate Gil de Ferran finished third.

---

**2002**

Michael Andretti used his veteran guile to take the 28th Annual Toyota Grand Prix of Long Beach in his Team Motorola Honda/Lola. The 39-year-old American used a brilliant pit strategy and withstood polesitter Jimmy Vasser's late run to win the race by 0.466 seconds. Max Papis finished third.

---

### **2003**

Heartbreak for Michel Jourdain Jr. at the 29th Annual Toyota Grand Prix of Long Beach. With seven laps to go and leading the race, the Mexico native's transmission broke leaving his final pit stop. The victory went to Paul Tracy in his Player's/Indeck Ford-Cosworth, after staying close to Jourdain every step of the way. It was Tracy's third Long Beach win. Adrian Fernandez was second, 4.544 seconds behind, while Bruno Junqueira was third.

---

### **2004**

Paul Tracy put the new Champ Car "push-to-pass" power boost to good use, firing by polesitter Bruno Junqueira in the first turn and holding on to win the 30th Annual Toyota Grand Prix of Long Beach, his second straight win and fourth overall at "The Beach." Junqueira motored to a second place finish, while France's Sebastien Bourdais finished third, but would go on to win the Bridgestone Presents the Champ Car World Series Powered by Ford championship.

---

### **2005**

For the first time in his Champ car career, Sebastien Bourdais started outside the top three. It was a minor annoyance, as he charged to the front of the pack after 35 of 81 laps, then held off a series of challenges to win by 4.138-seconds. Paul Tracy finished second, followed by Bruno Junqueira.

---

### **2006**

After a first-lap shunt virtually eliminated three of his closest competitors, Sebastien Bourdais motored on to win his second straight race through the streets of Long Beach by more than 14 seconds over runner-up Justin Wilson. Katherine Legge finished 8th ... the highest-ever Champ Car finish by a woman.

---

### **2007**

Coming off the worst weekend of his four-year career in Las Vegas, Sebastien Bourdais dominated the 33rd Annual race to score the 24th win of his career, pacing 58 of 78 laps and winning his third straight on the streets of Long Beach. The story of the day, however, was Forsythe Racing's Oriol Servia, who jumped into the ride after Paul Tracy was injured on Saturday morning. Servia - despite having no seat time in the car - roared all the way from 14th on the grid to finish second.

---

### **2008**

Team Australia's Will Power, driving for KV Racing Technology, vaulted from fourth to first at the start of the race and cruised to victory in the final race in Champ Car World Series history. Franck Montagny was second, followed by Mexico's Mario Dominguez. Power led all but two laps during pit stops. The race also saw the first standing start on the streets of Long Beach since the 1983 Formula One race.

---

### **2009**

IndyCar's debut at Long Beach saw Target Chip Ganassi's Dario Franchitti rally past polesitter Will Power to take the checkered flag by 3.3182 seconds on his way to the 2009 IndyCar Series championship. Team Penske's Power was second, followed by Andretti-Green's Tony Kanaan. Much of the pre-race excitement surrounded Team Penske's Helio Castroneves, who made his return to the series after a lengthy - and sensational - court case. With only two 30-minute practice sessions under his belt, Castroneves brought his #3 machine home 7th overall.

---

### **2010**

Ryan Hunter-Reay, the newest member of the Andretti Autosport team, held off Justin Wilson by 5.6031 seconds to give the team its first win since June 2008 at Richmond. Hunter-Reay, driving the #37 IZOD car, dedicated the win to his mother who had recently passed away. Polesitter Will Power finished third in a race slowed by just one full-course caution. Scott Dixon was fourth and Tony Kanaan fifth.

---

### **2011**

England's Mike Conway overtook Ryan Briscoe on lap 72 of 85 and held on to win the 37th Annual Toyota Grand Prix of Long Beach. Conway was as far back as 11th on a lap 66 double-wide restart, but roared back to take the checkered flag ahead of Briscoe. Dario Franchitti finished third, with James Hinchcliffe and Alex Tagliani rounding out the top five.

## 2012

Will Power steered his Team Penske mount to victory in the 2012 Toyota Grand Prix of Long Beach, but it wasn't easy. Power qualified second, just a tick behind polesitter Dario Franchitti. However, prior to the start, IndyCar penalized all Chevy-powered cars for unapproved engine changes and he ended up starting 12th. Avoiding some early-racing troubles, Power and his team held fast to a two-pit-stop strategy and that made the difference as he rolled up enough of a lead to hold off fast-charging Simon Pagenaud - who had made three stops - for the win. James Hinchcliffe was third.

---

## 2013

Takuma Sato became the first driver from Japan to win an Indy car race, prevailing in the 39th Annual Toyota Grand Prix of Long Beach. He was also the first Japanese driver to win at Long Beach, and the first to be on the podium in the race's history. Sato, who started fourth in the 80-lap race on the 1.968-mile, 11-turn street circuit, provided A.J. Foyt Racing its first victory since July 7, 2002, at Kansas Speedway with Ayrton Senna behind the wheel. The last win for the team on a road/street course was by A.J. Foyt on Oct. 1, 1978, at Silverstone. Sato led Graham Rahal across the finish line under caution. It was the best finish for Rahal since finishing second at Texas in June 2012.

---

## 2014

Mike Conway, driving for Ed Carpenter Racing, claimed his second victory on the streets of Long Beach, beating Will Power by .9005 of a second. He inherited the lead with two laps remaining and held it to the checkered flag, winning the 40th Annual Toyota Grand Prix of Long Beach. Power finished second for Team Penske and series rookie Carlos Munoz scored his second IndyCar podium finish with third place for Andretti-HVM Racing.

---

## 2015

Scott Dixon, who entered the weekend with just one top-five finish in eight Toyota Grand Prix of Long Beach starts, won the 41st edition of the historic street race by 2.2221 seconds over Verizon P1 Award winner Helio Castroneves. When Dixon beat Castroneves off pit lane on the first service stop on Lap 29 to take the lead, he wasn't to be denied in a race that had only one caution flag during its 80 laps. Juan Montoya placed third in the No. 2 Verizon Team Penske Chevrolet. Simon Pagenaud finished fourth in the No. 22 Penske Truck Rental Chevrolet and Kanaan also earned his second top-five finish of the young season.

---

## 2016

Polesitter Helio Castroneves led for 49 of the first 51 laps before pit stops began to prove critical in the race's outcome. On the second round of stops, his Team Penske teammate, Simon Pagenaud, came out just in front of Scott Dixon (Chip Ganassi Racing) and just beat Dixon to the checkered flag, with Castroneves finishing third. The race was not only the closest finish in Long Beach history – 0.3032 seconds – but also the fastest, averaging 100.592 mph. Juan Pablo Montoya finished fourth, followed by Takuma Sato. Pagenaud went on to win the 2016 VERIZON IndyCar Series championship.

---

## 2017

James Hinchcliffe drove his Honda-powered Schmidt Peterson Motorsports entry to victory in the 43rd Toyota Grand Prix of Long Beach. "The Mayor of Hinchtown," as he's popularly known on social media, led the final 25 of the race's 85 laps and finished 1.494 seconds ahead of Sebastien Bourdais, with Josef Newgarden rounding out the top three. The victory was Hinchcliffe's career fifth, and his first at Long Beach. He was the second Canadian driver to win the race, with Paul Tracy a four-time Long Beach victor.

---

## 2018

Alexander Rossi led for all but 14 of 85 laps and crossed the finish line 1.2413 seconds ahead of Will Power. It was the third Verizon IndyCar Series win for Rossi, in his third season, and win No. 58 for Andretti Autosport. Starting from the pole position, Rossi zoomed away to a lead of more than nine seconds by Lap 34. He only surrendered the point during the cycle of pit stops and stuck to a two-stop strategy to secure the win. Will Power of Team Penske finished second and Ed Jones of Chip Ganassi Racing finished third.

---

## 2019

For the second year in a row, Alexander Rossi took the checkered flag. Rossi dominated from start to finish as the Andretti Autosport driver and his Honda car led for 80 of the race's 85 laps

after starting the race in position. He crossed the line 20.2359 seconds ahead of Team Penske's Josef Newgarden. The victory was Rossi's sixth career win on the NTT INDYCAR SERIES since his debut in 2016. Third place went to Scott Dixon despite him finishing behind Graham Rahal; INDYCAR ruled Rahal to be guilty of blocking on the final lap.

---

#### **2021**

With the global pandemic having delayed the Acura Grand Prix of Long Beach from its traditional April date to the end of the INDYCAR season, Colton Herta and Josef Newgarden had an epic battle as Newgarden attempted to catch the California native over the course of the final laps. His comeback attempt was thwarted by Herta, who won the race by 0.5883 of a second in his No. 26 Gainbridge Honda. Overall, Herta led for 43 laps while Newgarden was the lead driver for 18 laps. Scott Dixon rounded out the podium by finishing in third place. The fourth-place finisher was Alex Palou who clinched his first ever NTT INDYCAR SERIES Championship with the result.

---

#### **2022**

After his second-place finish last year, Josef Newgarden led 32 laps on the way to his first Long Beach win. Newgarden has finished in the top 10 at the AGPLB every year since 2015 in the #2 Team Penske Chevrolet. Romain Grosjean finished second, just 1.2869 seconds behind him. Alex Palou took 3rd and set the race's fastest lap at 105.372 mph in earning his second straight podium at Long Beach. The 4th place finisher was Will Power.

---

#### **2023**

Kyle Kirkwood clinched his first NTT INDYCAR SERIES victory at the 2023 Acura Grand Prix of Long Beach, starting from pole position and leading 53 of the 85 laps in his No. 27 AutoNation Honda. Kirkwood's win came in his 20th career start and marked a significant milestone in his career trajectory after joining Andretti Autosport following a rookie season with AJ Foyt Racing in 2022. His teammate, Romain Grosjean of Andretti Autosport, secured second place in the No. 28 DHL Honda. Marcus Ericsson of Ganassi Racing rounded out the podium finishers, taking the championship lead.

---

#### **2024**

Scott Dixon became a two-time winner by brilliantly conserving fuel in his No. 9 PNC Bank Chip Ganassi Racing Honda to beat Colton Herta by .9798 of a second. Reigning series champion Alex Palou finished third. Dixon masterfully used short bursts of push-to-pass to keep challenger Josef Newgarden behind him and got a break when Herta misjudged his entry into the hairpin and bumped Newgarden on lap 77, ending Newgarden's day. An early incident created a fuel strategy race and Dixon's experience and skill sent him to victory circle.

---

#### **2025**

Kyle Kirkwood won for the second time in the last three years from pole position after a dominant race, leading 46 of the 90 laps in his No. 27 Andretti Global Honda. Four-time series champion Alex Palou finished second and fell short of becoming the first NTT INDYCAR SERIES driver to win the first three races of the season since fellow series title winner and Chip Ganassi Racing teammate Scott Dixon in 2020. Christian Lundgaard finished third in the No. 7 Arrow McLaren Chevrolet after passing Felix Rosenqvist's No. 60 SiriusXM Honda of Meyer Shank Racing in Turn 1 for the final podium position with five laps remaining. Kirkwood took the lead for good on Lap 69 when Kyffin Simpson pitted from the lead in the No. 8 Journie Rewards Chip Ganassi Racing Honda, as he was off-sequence on pit strategy. That was the last of nine lead changes today, the most for the INDYCAR SERIES at Long Beach since 2012.

---

**Event:** Acura Grand Prix of Long Beach**Round 3****Track:** Streets of Long Beach**1.968 mile(s)****Report:** Official Lap Report**NTT INDYCAR SERIES****Session:** Race**April 13, 2025****End of Lap 90:** Time of Race: 01:45:51.2058 Avg Speed: 100.395 Lead Changes: 9 Caution Laps: 0**Fastest Lap:** 103.981 mph ( 68.1355 sec) on lap 32 by 8 - Kyffin Simpson**Fastest Leader Lap:** 103.465 mph ( 68.4755 sec) on lap 61 by 27 - Kyle Kirkwood

Pos	SP	Car	Driver	C/E/T	Lap	Laps Down	Time Down	Pit Stops	Elapsed Time	Avg Speed	Running / Reason Out	Pts	Total Pts	Standings
1	1	27	Kirkwood, Kyle	D/H/F	90	0	--:----	3	01:45:51.2058	100.395	Running	54	108	2
2	3	10	Palou, Alex	D/H/F	90	0	2.6859	3	01:45:53.8917	100.353	Running	40	142	1
3	12	7	Lundgaard, Christian	D/C/F	90	0	18.7784	3	01:46:09.9842	100.099	Running	36	96	3
4	4	60	Rosenqvist, Felix	D/H/F	90	0	19.8193	3	01:46:11.0251	100.083	Running	32	88	4
5	13	12	Power, Will	D/C/F	90	0	23.3641	3	01:46:14.5699	100.027	Running	30	63	9
6	6	3	McLaughlin, Scott	D/C/F	90	0	25.7113	3	01:46:16.9171	99.991	Running	28	69	8
7	2	26	Herta, Colton	D/H/F	90	0	26.5802	3	01:46:17.7860	99.977	Running	26	73	7
8	14	9	Dixon, Scott	D/H/F	90	0	27.0975	3	01:46:18.3033	99.969	Running	25	86	5
9	19	77	Robb, Sting Ray	D/C/F	90	0	27.6913	3	01:46:18.8971	99.960	Running	23	39	20
10	17	8	Simpson, Kyffin	D/H/F	90	0	28.1025	3	01:46:19.3083	99.953	Running	21	48	15
11	27	14	Ferrucci, Santino	D/C/F	90	0	31.4467	3	01:46:22.6525	99.901	Running	19	51	13
12	5	28	Ericsson, Marcus	D/H/F	90	0	32.1430	3	01:46:23.3488	99.890	Running	18	55	12
13	9	5	O'Ward, Pato	D/C/F	90	0	39.3900	3	01:46:30.5958	99.777	Running	17	80	6
14	7	66	Armstrong, Marcus	D/H/F	90	0	41.6832	3	01:46:32.8890	99.741	Running	17	50	14
15	8	20	Rossi, Alexander	D/C/F	90	0	42.7421	3	01:46:33.9479	99.724	Running	15	58	11
16	20	45	Foster, Louis (R)	D/H/F	90	0	44.2727	3	01:46:35.4785	99.700	Running	14	25	24
17	10	4	Malukas, David	D/C/F	90	0	47.0318	3	01:46:38.2376	99.657	Running	13	42	18
18	24	83	Shwartzman, Robert (R)	D/C/F	90	0	49.6677	3	01:46:40.8735	99.616	Running	12	30	22
19	25	18	Veekay, Rinus	D/H/F	90	0	57.6710	3	01:46:48.8768	99.492	Running	11	46	16
20	11	6	Siegel, Nolan	D/C/F	90	0	58.2876	3	01:46:49.4934	99.482	Running	10	26	23
21	22	90	Ilott, Callum	D/C/F	89	1	-	3	01:46:03.7951	99.084	Running	9	25	25
22	16	15	Rahal, Graham	D/H/F	89	1	-	3	01:46:05.4994	99.057	Running	8	45	17
23	18	21	Rasmussen, Christian	D/C/F	89	1	-	3	01:46:08.1043	99.016	Running	7	40	19
24	23	30	DeFrancesco, Devlin	D/H/F	89	1	-	3	01:46:13.4929	98.933	Running	6	24	26
25	21	76	Daly, Conor	D/C/F	88	2	-	3	01:45:55.0163	98.106	Running	5	32	21
26	26	51	Abel, Jacob (R)	D/H/F	88	2	-	3	01:46:29.5663	97.575	Running	5	17	27
27	15	2	Newgardner, Josef	D/C/F	88	2	-	5	01:46:47.1020	97.308	Running	5	58	10

Lead Change Summary		
On Lap	Car	Leader
1	27	Kirkwood, Kyle
7	66	Armstrong, Marcus
8	7	Lundgaard, Christian
28	9	Dixon, Scott
30	27	Kirkwood, Kyle
35	7	Lundgaard, Christian
41	77	Robb, Sting Ray
53	27	Kirkwood, Kyle
66	8	Simpson, Kyffin
69	27	Kirkwood, Kyle

Leader Summary		
Car	Driver	Laps Led
27	Kirkwood, Kyle	46
7	Lundgaard, Christian	26
77	Robb, Sting Ray	12
8	Simpson, Kyffin	3
9	Dixon, Scott	2
66	Armstrong, Marcus	1

Caution Summary		
No	Duration	Total Reason for Caution

Penalty Summary		
Car	Reason	Lap Penalty

(C)hassis: D=Dallara | (E)ngine: C=Chevy, H=Honda | (T)ire: F=Firestone



Information provided by Indy Racing Information System - Copyright INDYCAR 2025

**Event:** Acura Grand Prix of Long Beach**Round 2****Track:** Streets of Long Beach**1.968 mile(s)****Report:** Unofficial Lap Report**NTT INDYCAR SERIES****Session:** Race**April 21, 2024****End of Lap 85:** Time of Race: 01:42:03.1416 Avg Speed: 98.350 Lead Changes: 8 Caution Laps: 4**Fastest Lap:** 104.543 mph ( 67.7690 sec) on lap 71 by 28 - Marcus Ericsson**Fastest Leader Lap:** 104.496 mph ( 67.7998 sec) on lap 57 by 2 - Josef Newgarden

Pos	SP	Car	Driver	C/E/T	Lap	Laps Down	Time Down	Pit Stops	Elapsed Time	Avg Speed	Running / Reason Out	Pts	Total Pts	Standings
1	8	9	Dixon, Scott	D/H/F	85	0	--:---	2	01:42:03.1416	98.350	Running	53	75	2
2	4	26	Herta, Colton	D/H/F	85	0	0.9798	2	01:42:04.1214	98.334	Running	41	72	3
3	6	10	Palou, Alex	D/H/F	85	0	1.7664	2	01:42:04.9080	98.321	Running	35	63	4
4	3	2	Newgarden, Josef	D/C/F	85	0	3.9735	2	01:42:07.1151	98.286	Running	33	87	1
5	5	28	Ericsson, Marcus	D/H/F	85	0	4.3769	2	01:42:07.5185	98.279	Running	30	35	12
6	2	12	Power, Will	D/C/F	85	0	15.7639	2	01:42:18.9055	98.097	Running	29	61	5
7	10	27	Kirkwood, Kyle	D/H/F	85	0	16.1788	2	01:42:19.3204	98.090	Running	27	45	8
8	16	77	Grosjean, Romain	D/C/F	85	0	18.0433	2	01:42:21.1849	98.061	Running	24	30	13
9	1	60	Rosenqvist, Felix	D/H/F	85	0	18.8155	2	01:42:21.9571	98.048	Running	24	50	7
10	13	7	Rossi, Alexander	D/C/F	85	0	32.0915	3	01:42:35.2331	97.837	Running	20	44	9
11	22	6	Pourchaire, Theo (R)	D/C/F	85	0	33.4409	2	01:42:36.5825	97.815	Running	19	19	22
12	9	11	Armstrong, Marcus	D/H/F	85	0	40.8207	2	01:42:43.9623	97.698	Running	18	23	19
13	17	8	Lundqvist, Linus (R)	D/H/F	85	0	42.0003	2	01:42:45.1419	97.680	Running	17	24	18
14	18	21	VeeKay, Rinus	D/C/F	85	0	44.4325	2	01:42:47.5741	97.641	Running	16	36	11
15	20	78	Canapino, Agustin	D/C/F	85	0	51.3156	3	01:42:54.4572	97.532	Running	15	27	15
16	14	5	O'Ward, Pato	D/C/F	85	0	52.9961	3	01:42:56.1377	97.506	Running	14	54	6
17	12	15	Rahal, Graham	D/H/F	85	0	01:02.519	2	01:43:05.6606	97.355	Running	13	27	17
18	25	41	Robb, Sting Ray	D/C/F	85	0	01:05.589	2	01:43:08.7314	97.307	Running	12	17	25
19	26	4	Simpson, Kyffin (R)	D/H/F	84	1	-	2	01:42:06.5316	97.139	Running	11	27	16
20	27	51	Siegel, Nolan (R)	D/H/F	84	1	-	2	01:42:09.8320	97.086	Running	10	10	28
21	24	14	Ferrucci, Santino	D/C/F	84	1	-	3	01:42:12.4251	97.045	Running	9	28	14
22	15	66	Blomqvist, Tom (R)	D/H/F	84	1	-	3	01:42:28.7772	96.787	Running	8	21	21
23	7	45	Lundgaard, Christian	D/H/F	84	1	-	3	01:42:34.2538	96.701	Running	7	18	23
24	19	30	Fittipaldi, Pietro	D/H/F	84	1	-	3	01:42:52.7942	96.411	Running	6	21	20
25	23	18	Harvey, Jack	D/H/F	83	2	-	4	01:42:31.6976	95.590	Running	5	16	26
26	11	3	McLaughlin, Scott	D/C/F	71	14	-	2	01:26:53.2828	96.488	Running	5	40	10
27	21	20	Rasmussen, Christian (R)	D/C/F	14	71	-	0	00:17:23.1996	95.080	Contact	5	14	27

**Lead Change Summary**

On Lap	Car	Leader
1	60	Rosenqvist, Felix
2	12	Power, Will
17	2	Newgarden, Josef
30	26	Herta, Colton
33	9	Dixon, Scott
51	27	Kirkwood, Kyle
52	2	Newgarden, Josef
58	26	Herta, Colton
62	9	Dixon, Scott

**Leader Summary**

Car	Driver	Laps Led
9	Dixon, Scott	42
2	Newgarden, Josef	19
12	Power, Will	15
26	Herta, Colton	7
27	Kirkwood, Kyle	1
60	Rosenqvist, Felix	1

**Caution Summary**

No	Duration	Total	Reason for Caution
1	15 to 18	4	Contact: Car 20 in Turn 4

**Penalty Summary**

Car	Reason	Lap	Penalty
5	Avoidable Contact	10	Drive-Through
45	Unsafe Release	26	Yield 5 Positions

(C)hassis: D=Dallara | (E)ngine: C=Chevy, H=Honda | (T)ire: F=Firestone

**Event:** Acura Grand Prix of Long Beach**Round 3****Track:** Streets of Long Beach**1.968 mile(s)****Report:** Official Final Results**NTT INDYCAR SERIES****Session:** Race**April 16, 2023****End of Lap 85:** Time of Race: 01:43:17.3748 Avg Speed: 97.171 Lead Changes: 6 Caution Laps: 7**Fastest Lap:** 104.270 mph ( 67.9469 sec) on lap 70 by 10 - Alex Palou**Fastest Leader Lap:** 104.232 mph ( 67.9714 sec) on lap 53 by 27 - Kyle Kirkwood

Pos	SP	Car	Driver	C/E/T	Lap	Laps Down	Time Down	Pit Stops	Elapsed Time	Avg Speed	Running / Reason Out	Pts	Total Pts	Standings
1	1	27	Kirkwood, Kyle	D/H/F	85	0	--:----	2	01:43:17.3748	97.171	Running	54	74	5
2	3	28	Grosjean, Romain	D/H/F	85	0	0.9907	2	01:43:18.3655	97.156	Running	40	71	7
3	2	8	Ericsson, Marcus	D/H/F	85	0	2.0588	2	01:43:19.4336	97.139	Running	35	110	1
4	7	26	Herta, Colton	D/H/F	85	0	7.6371	2	01:43:25.0119	97.052	Running	32	69	8
5	4	10	Palou, Alex	D/H/F	85	0	8.7770	2	01:43:26.1518	97.034	Running	31	91	3
6	13	12	Power, Will	D/C/F	85	0	30.3224	2	01:43:47.6972	96.698	Running	28	68	9
7	10	6	Rosenqvist, Felix	D/C/F	85	0	30.9744	2	01:43:48.3492	96.688	Running	26	44	16
8	12	11	Armstrong, Marcus (R)	D/H/F	85	0	31.9119	2	01:43:49.2867	96.674	Running	24	43	17
9	8	2	Newgarden, Josef	D/C/F	85	0	33.7842	2	01:43:51.1590	96.645	Running	23	89	4
10	9	3	McLaughlin, Scott	D/C/F	85	0	42.8320	2	01:44:00.2068	96.504	Running	20	68	10
11	18	14	Ferrucci, Santino	D/C/F	85	0	45.4351	2	01:44:02.8099	96.464	Running	19	34	21
12	24	15	Rahal, Graham	D/H/F	85	0	46.2809	2	01:44:03.6557	96.451	Running	18	52	13
13	15	30	Harvey, Jack	D/H/F	85	0	47.2828	2	01:44:04.6576	96.436	Running	17	37	19
14	17	45	Lundgaard, Christian	D/H/F	85	0	47.7781	2	01:44:05.1529	96.428	Running	16	49	14
15	14	60	Pagenaud, Simon	D/H/F	85	0	49.4864	2	01:44:06.8612	96.402	Running	15	33	23
16	20	29	DeFrancesco, Devlin	D/H/F	85	0	59.9343	2	01:44:17.3091	96.241	Running	14	26	26
17	6	5	O'Ward, Pato	D/C/F	84	1	-	2	01:43:29.4658	95.841	Running	13	95	2
18	21	51	Robb, Sting Ray (R)	D/H/F	84	1	-	2	01:43:43.1791	95.630	Running	12	32	25
19	22	77	Ilott, Callum	D/C/F	84	1	-	4	01:43:54.2574	95.460	Running	11	63	12
20	25	18	Malukas, David	D/H/F	84	1	-	3	01:44:18.2408	95.094	Running	10	63	11
21	16	06	Castroneves, Helio	D/H/F	84	1	-	3	01:44:27.6873	94.951	Running	9	36	20
22	11	7	Rossi, Alexander	D/C/F	83	2	-	2	01:41:25.5937	96.628	Off Course	8	48	15
23	27	20	Daly, Conor	D/C/F	83	2	-	3	01:43:39.2669	94.551	Running	7	33	24
24	23	55	Pedersen, Benjamin (R)	D/C/F	82	3	-	2	01:43:42.5909	93.362	Running	6	26	27
25	26	78	Canapino, Agustin (R)	D/C/F	52	33	-	3	01:36:34.0549	63.584	Running	6	42	18
26	19	21	VeeKay, Rinus	D/C/F	48	37	-	1	01:00:42.4273	93.364	Mechanical	5	33	22
27	5	9	Dixon, Scott	D/H/F	37	48	-	1	00:47:55.0271	91.177	Mechanical	5	72	6

**Lead Change Summary**

On Lap	Car	Leader
1	27	Kirkwood, Kyle
22	2	Newgarden, Josef
23	78	Canapino, Agustin
26	2	Newgarden, Josef
52	27	Kirkwood, Kyle
54	10	Palou, Alex
56	27	Kirkwood, Kyle

**Leader Summary**

Car	Driver	Laps Led
27	Kirkwood, Kyle	53
2	Newgarden, Josef	27
78	Canapino, Agustin	3
10	Palou, Alex	2

**Caution Summary**

No	Duration	Total	Reason for Caution
1	1 to 2	2	Contact: Car 06 in Turn 2
2	20 to 24	5	Contact: Car 9 in Turn 8

**Penalty Summary**

Car	Reason	Lap	Penalty
06	Emergency Service in a Closed Pit	2	Restart at the Back of Field
51	Pit Speed Violation	24	Restart at the Back of Field
55	Failure to Follow the Direction of INDYCAR	70	Drive-Through

(C)hassis: D=Dallara | (E)ngine: C=Chevy, H=Honda | (T)ire: F=Firestone



Information provided by Indy Racing Information System - Copyright INDYCAR 2023

**Event:** Acura Grand Prix of Long Beach**Round 3****Track:** Streets of Long Beach**1.968 mile(s)****Report:** Official Final Results**NTT INDYCAR SERIES****Session:** Race**April 10, 2022****End of Lap 85:** Time of Race: 01:46:48.0102 Avg Speed: 93.977 Lead Changes: 5 Caution Laps: 14**Fastest Lap:** 105.372 mph ( 67.2359 sec) on lap 29 by 10 - Alex Palou**Fastest Leader Lap:** 105.244 mph ( 67.3176 sec) on lap 30 by 12 - Will Power

Pos	SP	Car	Driver	C/E/T	Lap	Laps Down	Time Down	Pit Stops	Elapsed Time	Avg Speed	Running/Reason Out	Pts	Total Pts	Standings
1	2	2	Newgarden, Josef	D/C/F	85	0	--:----	2	01:46:48.0102	93.977	Running	53	118	1
2	6	28	Grosjean, Romain	D/H/F	85	0	1.2869	2	01:46:49.2971	93.959	Running	40	75	6
3	3	10	Palou, Alex	D/H/F	85	0	1.7594	2	01:46:49.7696	93.952	Running	36	103	3
4	7	12	Power, Will	D/C/F	85	0	2.9654	2	01:46:50.9756	93.934	Running	33	102	4
5	11	5	O'Ward, Pato	D/C/F	85	0	3.7122	2	01:46:51.7224	93.923	Running	30	63	9
6	16	9	Dixon, Scott	D/H/F	85	0	5.0605	2	01:46:53.0707	93.903	Running	28	83	5
7	13	15	Rahal, Graham	D/H/F	85	0	5.3931	2	01:46:53.4033	93.898	Running	26	60	10
8	5	27	Rossi, Alexander	D/H/F	85	0	7.3084	2	01:46:55.3186	93.870	Running	24	40	18
9	14	06	Castroneves, Helio	D/H/F	85	0	8.9521	2	01:46:56.9623	93.846	Running	22	46	13
10	12	14	Kirkwood, Kyle (R)	D/C/F	85	0	12.8631	2	01:47:00.8733	93.789	Running	20	38	20
11	4	7	Rosenqvist, Felix	D/C/F	85	0	14.2930	2	01:47:02.3032	93.768	Running	19	42	16
12	17	20	Daly, Conor	D/C/F	85	0	15.2177	2	01:47:03.2279	93.755	Running	18	39	19
13	15	21	VeeKay, Rinus	D/C/F	85	0	16.2460	3	01:47:04.2562	93.740	Running	17	67	7
14	9	3	McLaughlin, Scott	D/C/F	85	0	17.9291	3	01:47:05.9393	93.715	Running	16	113	2
15	20	45	Harvey, Jack	D/H/F	85	0	18.7807	2	01:47:06.7909	93.703	Running	15	32	22
16	26	11	Calderon, Tatiana (R)	D/C/F	84	1	-	3	01:47:13.0754	92.510	Running	14	20	26
17	22	51	Sato, Takuma	D/H/F	83	2	-	2	01:44:30.9538	93.772	Contact	13	44	15
18	19	30	Lundgaard, Christian (R)	D/H/F	83	2	-	2	01:47:07.3519	91.490	Running	12	42	17
19	10	60	Pagenaud, Simon	D/H/F	81	4	-	3	01:47:08.7388	89.266	Running	11	50	12
20	25	48	Johnson, Jimmie	D/H/F	73	12	-	3	01:31:54.6141	93.785	Contact	10	45	14
21	18	18	Malukas, David (R)	D/H/F	72	13	-	3	01:31:55.1847	92.491	Contact	9	34	21
22	8	8	Ericsson, Marcus	D/H/F	66	19	-	2	01:22:22.4037	94.609	Contact	8	66	8
23	1	26	Herta, Colton	D/H/F	55	30	-	1	01:04:59.3859	99.930	Contact	9	59	11
24	21	77	Ilott, Callum (R)	D/C/F	55	30	-	2	01:09:33.3127	93.370	Contact	6	32	23
25	23	29	DeFrancesco, Devlin (R)	D/H/F	35	50	-	2	00:45:31.1759	90.792	Contact	6	20	27
26	24	4	Kellett, Dalton	D/C/F	5	80	-	0	00:05:58.1147	98.918	Contact	5	23	24

**Lead Change Summary**

On Lap	Car	Leader
1	26	Herta, Colton
29	2	Newgarden, Josef
30	12	Power, Will
32	29	DeFrancesco, Devlin
33	10	Palou, Alex
55	2	Newgarden, Josef

**Leader Summary**

Car	Driver	Laps Led
2	Newgarden, Josef	32
26	Herta, Colton	28
10	Palou, Alex	22
12	Power, Will	2
29	DeFrancesco, Devlin	1

**Caution Summary**

No	Duration	Total	Reason for Caution
1	6 to 8	3	Contact: Car 4 in Turn 1
2	60 to 65	6	Contact: Car 60 in Turn 3
3	76 to 79	4	Contact: Car 18 and 48 in Turn 8
4	85 to 85	1	Contact: Car 51 in Turn 8

**Penalty Summary**

Car	Reason	Lap	Penalty
18	Improper Pit Exit	31	Drive-Through
30	Pit Speed Violation	34	Drive-Through

(C)hassis: D=Dallara | (E)ngine: C=Chevy, H=Honda | (T)ire: F=Firestone

**Event: Acura GP of Long Beach****Round 16****Track: Streets of Long Beach****1.968 mile(s)****Report: Official Final Results****NTT INDYCAR SERIES****Session: Race****September 26, 2021****End of Lap 85:** Time of Race: 01:49:10.3764 Avg Speed: 91.935 Lead Changes: 7 Caution Laps: 13**Fastest Lap:** 102.469 mph ( 69.1407 sec) on lap 22 by 5 - Pato O'Ward**Fastest Leader Lap:** 101.673 mph ( 69.6821 sec) on lap 14 by 2 - Josef Newgarden

Pos	SP	Car	Driver	C/E/T	Lap	Laps Down	Time Down	Pit Stops	Elapsed Time	Avg Speed	Running / Reason Out	Pts	Total Pts	Standings
1	14	26	Herta, Colton	D/H/F	85	0	--:----	2	01:49:10.3764	91.935	Running	53	455	5
2	1	2	Newgarden, Josef	D/C/F	85	0	0.5883	2	01:49:10.9647	91.927	Running	42	511	2
3	2	9	Dixon, Scott	D/H/F	85	0	1.0752	2	01:49:11.4516	91.920	Running	36	481	4
4	10	10	Palou, Alex	D/H/F	85	0	2.4120	2	01:49:12.7884	91.901	Running	32	549	1
5	4	22	Pagnaud, Simon	D/C/F	85	0	3.1237	2	01:49:13.5001	91.891	Running	30	383	8
6	15	27	Rossi, Alexander	D/H/F	85	0	4.6739	2	01:49:15.0503	91.869	Running	28	332	10
7	25	60	Harvey, Jack	D/H/F	85	0	6.3467	2	01:49:16.7231	91.846	Running	27	308	13
8	22	14	Bourdais, Sebastien	D/C/F	85	0	8.0275	2	01:49:18.4039	91.822	Running	24	258	16
9	16	30	Sato, Takuma	D/H/F	85	0	10.5939	2	01:49:20.9703	91.786	Running	22	324	11
10	12	12	Power, Will	D/C/F	85	0	11.4297	2	01:49:21.8061	91.775	Running	20	357	9
11	13	3	McLaughlin, Scott (R)	D/C/F	85	0	12.3327	2	01:49:22.7091	91.762	Running	19	305	14
12	9	18	Jones, Ed	D/H/F	85	0	26.9660	2	01:49:37.3424	91.558	Running	18	233	19
13	5	7	Rosenqvist, Felix	D/C/F	85	0	27.4167	2	01:49:37.7931	91.552	Running	17	205	21
14	7	29	Hinchcliffe, James	D/H/F	85	0	27.9725	2	01:49:38.3489	91.544	Running	16	220	20
15	23	59	Chilton, Max	D/C/F	85	0	30.0358	2	01:49:40.4122	91.515	Running	15	134	25
16	19	15	Rahal, Graham	D/H/F	85	0	30.3482	3	01:49:40.7246	91.511	Running	15	389	7
17	27	48	Johnson, Jimmie (R)	D/H/F	85	0	31.1603	3	01:49:41.5367	91.500	Running	13	108	26
18	20	11	Kimball, Charlie	D/C/F	85	0	32.1546	2	01:49:42.5310	91.486	Running	12	20	36
19	26	4	Kellett, Dalton	D/C/F	85	0	32.1585	2	01:49:42.5349	91.486	Running	11	148	23
20	3	06	Castroneves, Helio	D/H/F	85	0	32.6206	2	01:49:42.9970	91.479	Running	11	158	22
21	21	20	Daly, Conor	D/C/F	84	1	-	3	01:49:59.7406	90.174	Running	9	235	18
22	28	45	Askew, Oliver	D/H/F	83	2	-	5	01:49:46.7232	89.276	Running	9	61	29
23	11	28	Hunter-Reay, Ryan	D/H/F	83	2	-	4	01:49:50.8150	89.221	Running	7	256	17
24	6	51	Grosjean, Romain (R)	D/H/F	75	10	-	3	01:41:48.1006	86.993	Contact	6	272	15
25	24	21	VeeKay, Rinus	D/C/F	48	37	-	2	01:37:51.4715	57.919	Mechanical	5	308	12
26	18	77	Ilott, Callum (R)	D/C/F	47	38	-	1	01:09:24.2363	79.963	Mechanical	5	18	38
27	8	5	O'Ward, Pato	D/C/F	43	42	-	2	01:40:23.8356	50.573	Contact	5	487	3
28	17	8	Ericsson, Marcus	D/H/F	25	60	-	1	00:33:35.5303	87.878	Contact	5	435	6

Lead Change Summary		
On Lap	Car	Leader
1	2	Newgarden, Josef
19	06	Castroneves, Helio
34	26	Herta, Colton
55	9	Dixon, Scott
56	60	Harvey, Jack
57	45	Askew, Oliver
60	15	Rahal, Graham
64	26	Herta, Colton

Leader Summary		
Car	Driver	Laps Led
26	Herta, Colton	43
2	Newgarden, Josef	18
06	Castroneves, Helio	15
15	Rahal, Graham	4
45	Askew, Oliver	3
9	Dixon, Scott	1
60	Harvey, Jack	1

Caution Summary			
No	Duration	Total	Reason for Caution
1	2 to 3	2	Contact: Car 5, 14 and 18 in Turn 11
2	20 to 23	4	Off Course: Car 5 on Front Straight
3	26 to 29	4	Contact: Car 8 in Turn 1
4	62 to 64	3	Contact: Car 20 and 45 in Turn 9

Penalty Summary			
Car	Reason	Lap	Penalty
18	Avoidable Contact	5	Drive-Through
28	Full Service in a Closed Pit	5	Drive-Through
45	Emergency Service in a Closed Pit	63	Restart at the Back of Field

(C)hassis: D=Dallara | (E)ngine: C=Chevy, H=Honda | (T)ire: F=Firestone



Information provided by Indy Racing Information System - Copyright INDYCAR 2021

**Event:** Acura Grand Prix of Long Beach**Round 4****Track:** Streets of Long Beach**1.968 mile(s)****Report:** Unofficial Lap Report**NTT IndyCar Series****Session:** Race**April 14, 2019****End of Lap 85:** Time of Race: 01:41:35.5999 Avg Speed: 98.794 Lead Changes: 6 Caution Laps: 3**Fastest Lap:** 104.659 mph ( 67.6943 sec) on lap 27 by 28 - Ryan Hunter-Reay**Fastest Leader Lap:** 104.165 mph ( 68.0153 sec) on lap 12 by 27 - Alexander Rossi

Pos	SP	Car	Driver	C/E/T	Lap	Laps Down	Time Down	Pit Stops	Elapsed Time	Avg Speed	Running / Reason Out	Pts	Total Pts	Standings
1	1	27	Rossi, Alexander	D/H/F	85	0	--:----	2	01:41:35.5999	98.794	Running	54	138	2
2	4	2	Newgarden, Josef	D/C/F	85	0	20.2359	2	01:41:55.8358	98.467	Running	41	166	1
3	2	9	Dixon, Scott	D/H/F	85	0	25.5745	2	01:42:01.1744	98.381	Running	35	133	3
4	6	15	Rahal, Graham	D/H/F	85	0	26.4589	2	01:42:02.0588	98.383	Running	32	90	9
5	7	28	Hunter-Reay, Ryan	D/H/F	85	0	29.3447	2	01:42:04.9446	98.321	Running	30	96	5
6	5	22	Pagnaud, Simon	D/C/F	85	0	31.5193	2	01:42:07.1192	98.286	Running	28	87	11
7	3	12	Power, Will	D/C/F	85	0	33.0529	2	01:42:08.6528	98.261	Running	27	93	6
8	8	30	Sato, Takuma	D/H/F	85	0	34.2879	2	01:42:09.8878	98.241	Running	25	116	4
9	15	5	Hinchcliffe, James	D/H/F	85	0	40.4643	2	01:42:16.0642	98.142	Running	22	93	7
10	12	10	Rosenqvist, Felix (R)	D/H/F	85	0	41.3241	2	01:42:16.9240	98.129	Running	20	80	12
11	14	18	Bourdais, Sebastien	D/H/F	85	0	49.9110	2	01:42:25.5109	97.992	Running	19	91	8
12	9	31	O'Ward, Patricio (R)	D/C/F	84	1	-	2	01:41:37.7180	97.598	Running	18	56	17
13	11	98	Andretti, Marco	D/H/F	84	1	-	2	01:41:54.9250	97.323	Running	17	78	13
14	16	59	Chilton, Max	D/C/F	84	1	-	2	01:41:58.1748	97.271	Running	16	47	22
15	20	4	Leist, Matheus	D/C/F	84	1	-	3	01:41:59.0828	97.257	Running	15	46	23
16	17	20	Jones, Ed	D/C/F	84	1	-	3	01:42:06.3619	97.141	Running	14	50	21
17	22	26	Veach, Zach	D/H/F	84	1	-	3	01:42:27.3456	96.810	Running	13	55	20
18	23	21	Pigot, Spencer	D/C/F	84	1	-	3	01:42:32.1230	96.735	Running	12	63	15
19	21	14	Kanaan, Tony	D/C/F	83	2	-	3	01:41:57.8688	96.118	Running	11	56	19
20	19	7	Ericsson, Marcus (R)	D/H/F	83	2	-	4	01:42:05.5175	95.998	Running	10	61	16
21	13	19	Ferrucci, Santino (R)	D/H/F	83	2	-	2	01:42:32.7070	95.574	Running	9	56	18
22	18	60	Harvey, Jack	D/H/F	82	3	-	4	01:42:28.1068	94.493	Running	8	65	14
23	10	88	Herta, Colton (R)	D/H/F	50	35	-	1	01:01:34.6176	95.880	Contact	7	88	10

**Lead Change Summary**

On Lap	Car	Leader
1	27	Rossi, Alexander
26	12	Power, Will
28	2	Newgarden, Josef
29	30	Sato, Takuma
30	27	Rossi, Alexander
57	2	Newgarden, Josef
58	27	Rossi, Alexander

**Leader Summary**

Car	Driver	Laps Led
27	Rossi, Alexander	80
2	Newgarden, Josef	2
12	Power, Will	2
30	Sato, Takuma	1

**Caution Summary**

No	Duration	Total	Reason for Caution
1	1 to 3	3	Contact: Cars 7, 21 and 60 in Turn 2

**Penalty Summary**

Car	Reason	Lap	Penalty
7	Avoidable Contact	5	Drive-Through
15	Blocking	85	Yield Position

(C)hassis: D=Dallara | (E)ngine: C=Chevy, H=Honda | (T)ire: F=Firestone

**Event:** Toyota Grand Prix of Long Beach**Round 3**verizon  
indycar  
series**Track:** Streets of Long Beach**1.968 mile(s)****Report:** Official Final Results**Verizon IndyCar Series****Session:** Race**April 15, 2018****End of Lap 85:** Time of Race: 01:53:15.2434 Avg Speed: 88.622 Lead Changes: 6 Caution Laps: 17**Fastest Lap:** 104.881 mph ( 67.5511 sec) on lap 30 by 1 - Josef Newgarden**Fastest Leader Lap:** 104.544 mph ( 67.7684 sec) on lap 84 by 27 - Alexander Rossi

Pos	SP	Car	Driver	C/E/T	Lap	Laps Down	Time Down	Pit Stops	Elapsed Time	Avg Speed	Running / Reason Out	Pts	Total Pts	Standings
1	1	27	Rossi, Alexander	D/H/F	85	0	--:----	2	01:53:15.2434	88.622	Running	54	126	1
2	2	12	Power, Will	D/C/F	85	0	1.2413	2	01:53:16.4847	88.606	Running	41	72	8
3	13	10	Jones, Ed	D/H/F	85	0	9.2906	3	01:53:24.5340	88.501	Running	35	69	9
4	16	26	Veach, Zach (R)	D/H/F	85	0	10.1050	2	01:53:25.3484	88.490	Running	32	60	13
5	5	15	Rahal, Graham	D/H/F	85	0	10.7466	5	01:53:25.9900	88.482	Running	30	93	3
6	20	98	Andretti, Marco	D/H/F	85	0	11.5513	2	01:53:26.7947	88.472	Running	28	68	10
7	6	1	Newgarden, Josef	D/C/F	85	0	12.2175	3	01:53:27.4609	88.463	Running	27	104	2
8	11	14	Kanaan, Tony	D/C/F	85	0	16.1048	3	01:53:31.3482	88.412	Running	24	67	11
9	8	5	Hinchcliffe, James	D/H/F	85	0	16.4757	3	01:53:31.7191	88.408	Running	22	83	5
10	23	23	Kimball, Charlie	D/C/F	85	0	17.0119	4	01:53:32.2553	88.401	Running	20	43	17
11	4	9	Dixon, Scott	D/H/F	85	0	17.3301	3	01:53:32.5735	88.397	Running	19	79	6
12	17	60	Harvey, Jack (R)	D/H/F	85	0	18.3469	3	01:53:33.5903	88.383	Running	18	25	22
13	9	18	Bourdais, Sebastien	D/H/F	85	0	18.9443	4	01:53:34.1877	88.376	Running	18	88	4
14	14	4	Leist, Matheus (R)	D/C/F	85	0	18.9466	3	01:53:34.1900	88.378	Running	16	33	20
15	18	21	Pigot, Spencer	D/C/F	84	1	-	3	01:53:36.6326	87.305	Running	15	46	15
16	24	32	Kaiser, Kyle (R)	D/C/F	84	1	-	6	01:53:41.1461	87.247	Running	14	23	23
17	15	59	Chilton, Max	D/C/F	84	1	-	5	01:53:42.5033	87.229	Running	13	36	19
18	12	20	King, Jordan (R)	D/C/F	84	1	-	5	01:53:50.1817	87.131	Running	12	22	24
19	19	88	Chaves, Gabby	D/C/F	83	2	-	6	01:53:44.5007	86.166	Running	11	42	18
20	7	28	Hunter-Reay, Ryan	D/H/F	81	4	-	5	01:54:13.9227	83.729	Running	11	73	7
21	22	30	Sato, Takuma	D/H/F	74	11	-	5	01:53:35.2450	76.927	Running	9	46	14
22	10	6	Wickens, Robert (R)	D/H/F	73	12	-	7	01:53:54.4402	75.674	Running	8	65	12
23	21	19	Claman De Melo, Zachary (R)	D/H/F	58	27	-	3	01:14:43.2912	91.656	Contact	7	20	25
24	3	22	Pagenaud, Simon	D/C/F	0	85	-	0	00:00:00.1059	0.000	Contact	6	44	16

**Lead Change Summary**

On Lap	Car	Leader
1	27	Rossi, Alexander
25	12	Power, Will
31	28	Hunter-Reay, Ryan
32	27	Rossi, Alexander
56	18	Bourdais, Sebastien
60	1	Newgarden, Josef
63	27	Rossi, Alexander

**Leader Summary**

Car	Driver	Laps Led
27	Rossi, Alexander	71
12	Power, Will	6
18	Bourdais, Sebastien	4
1	Newgarden, Josef	3
28	Hunter-Reay, Ryan	1

**Caution Summary**

No	Duration	Total	Reason for Caution
1	1 to 3	3	Contact: Car 22 in Turn 1
2	42 to 45	4	Tow In: Car 32 In Turn 1
3	60 to 65	6	Contact: Car 19 in Turn 10
4	72 to 75	4	Contact: Cars 6, 18, 28, 20 in Turn 11

**Penalty Summary**

Car	Reason	Lap	Penalty
15	Avoidable Contact	5	Drive-Through
32	Improper Pit Exit	5	Drive-Through
18	Improper Pass	54	Yield Position
30	Too Many Crew Over the Wall	55	Post Race
9	Full Service in a Closed Pit	68	Drive-Through
59	Fuel in Closed Pit	66	Restart at the Back
20	Avoidable Contact	77	Drive-Through
59	Improper Restart	72	Give Up Position to 32
28	Entering Pits By Back Door	84	15 Second Hold
4	Blocking	85	Yield Position

(C)hassis: D=Dallara | (E)ngine: C=Chevy, H=Honda | (T)ire: F=Firestone



**OFFICIAL BOX SCORE**  
**Verizon IndyCar Series**  
**Toyota Grand Prix of Long Beach**  
**April 9, 2017**



FP	SP	Car	Driver	Car Name	Laps	Reason Out	Pts	Total	Standings
1	4	5	James Hinchcliffe	Arrow Schmidt Peterson Motorsports Honda	85	Running	51	74	2
2	12	18	Sebastien Bourdais	Trench Shoring Honda	85	Running	40	93	1
3	8	2	Josef Newgarden	Verizon Team Penske Chevrolet	85	Running	35	59	5
4	2	9	Scott Dixon	NTT Data Honda	85	Running	35	70	4
5	21	1	Simon Pagenaud	Menards Team Penske Chevrolet	85	Running	30	71	3
6	13	19	Ed Jones (R)	Boy Scouts of America Honda	85	Running	28	48	7
7	14	14	Carlos Munoz	ABC Supply AJ Foyt Racing Chevrolet	85	Running	26	35	12
8	19	20	Spencer Pigot	Fuzzy's Vodka Chevrolet	85	Running	24	34	13
9	1	3	Helio Castroneves	Auto Club of Southern California Chevrolet	85	Running	23	51	6
10	6	15	Graham Rahal	PennGrade Motor Oil Honda	85	Running	20	33	15
11	15	21	JR Hildebrand	Preferred Freezer Service Chevrolet	84	Contact	19	36	10
12	16	7	Mikhail Aleshin	SMP Racing Schmidt Peterson Motorsports Honda	84	Running	18	34	14
13	9	12	Will Power	Verizon Team Penske Chevrolet	84	Running	17	30	17
14	20	8	Max Chilton	Gallagher Honda	84	Running	16	30	19
15	11	10	Tony Kanaan	NTT Data Honda	84	Running	15	33	16
16	17	4	Conor Daly	ABC Supply AJ Foyt Racing Chevrolet	84	Running	14	29	20
17	3	28	Ryan Hunter-Reay	DHL Honda	79	Off Course	14	46	8
18	18	26	Takuma Sato	Andretti Autosport Honda	78	Off Course	12	43	9
19	5	98	Alexander Rossi	NAPA Auto Parts/Curb Honda	62	Mechanical	11	30	18
20	10	27	Marco Andretti	United Fiber & Data Honda	14	Off Course	10	36	11
21	7	83	Charlie Kimball	Tresiba Honda	1	Contact	9	21	21

**Time of Race:** 01:50:28.9818 **Avg Speed:** 90.845 mph **Margin of Victory:** 1.4940 seconds **Lead Changes:** 6 **Caution Laps:** 11

**Fastest Lap:** 104.542 mph (1:07.7696) on Lap 59 by 3 - Helio Castroneves

**Fastest Leader Lap:** 104.314 mph (1:07.9177) on Lap 79 by 5 - James Hinchcliffe

**Verizon P1 Award:** Helio Castroneves (01:06.2254, 106.980 mph)

Legend: R = Sunoco Rookie of the Year Candidate; All Cars use fourth-generation Verizon IndyCar Series Dallara chassis (IR-12) with Chevrolet or Honda aerodynamic bodywork and Firestone tires

**Lap Leaders:**

Laps	Car	Driver
1 - 15	9	Dixon, Scott
16 - 29	28	Hunter-Reay, Ryan
30 - 41	9	Dixon, Scott
42 - 55	28	Hunter-Reay, Ryan
56 - 57	5	Hinchcliffe, James
58 - 62	9	Dixon, Scott
63 - 85	5	Hinchcliffe, James

**Lap Leader Summary:**

Car	Driver	Times	Laps
9	Dixon, Scott	3	32
28	Hunter-Reay, Ryan	2	28
5	Hinchcliffe, James	2	25

**Caution Flags:**

No	Duration	Total	Reason for Caution
1	1 to 3	3	Contact: Cars 12 and 83 in Turn 4
2	63 to 68	6	Tow-In: Car 98 Frontstretch
3	80 to 81	2	Off Course: Car 28 in Turn 5

**Penalties:**

Car	Reason	Lap	Penalty
1	Unattended Equipment	31	Monetary
7	Unattended Equipment	35	Monetary
3	Pit Speed Violation	62	Drive-Through
3	Pit Speed Violation	67	Restart at the Back of the Field
7	Blocking	85	Yield Position





**OFFICIAL BOX SCORE**  
**Verizon IndyCar Series**  
**Toyota Grand Prix of Long Beach**  
**April 19, 2015**



FP	SP	Car	Driver	Car Name	Laps	Running/Reason Out	Pts	Total Pts	Standings
1	3	9	Scott Dixon	Target Chip Ganassi Racing Chevrolet	80	Running	53	87	4
2	1	3	Helio Castroneves	Auto Club of Southern California Chevrolet	80	Running	42	116	2
3	2	2	Juan Pablo Montoya	Verizon Team Penske Chevrolet	80	Running	35	119	1
4	5	22	Simon Pagenaud	Penske Truck Rental Chevrolet	80	Running	32	73	7
5	7	10	Tony Kanaan	NTT Data Chip Ganassi Racing Chevrolet	80	Running	30	93	3
6	9	11	Sebastien Bourdais	Team Hydroxycut-KVSH Racing Chevrolet	80	Running	29	66	9
7	6	67	Josef Newgarden	Hartman Oil CFH Racing Chevrolet	80	Running	26	66	8
8	10	27	Marco Andretti	Snapple Honda	80	Running	24	61	11
9	12	26	Carlos Munoz	AndrettiTV Cinsay Honda	80	Running	22	56	12
10	11	8	Sebastian Saavedra	AFS Chip Ganassi Racing Chevrolet	80	Running	20	20	25
11	8	15	Graham Rahal	Steak 'n Shake Honda	80	Running	19	62	10
12	13	5	James Hinchcliffe	Arrow/Lucas Oil Schmidt Peterson Honda	80	Running	18	83	5
13	4	28	Ryan Hunter-Reay	DHL Honda	80	Running	17	51	14
14	16	41	Jack Hawksworth	ABC Supply AJ Foyt Racing Honda	80	Running	17	48	16
15	15	83	Charlie Kimball	Novo Nordisk Chip Ganassi Racing Chevrolet	80	Running	15	40	19
16	17	98	Gabby Chaves (R)	Bowers & Wilkins/Curb Honda	80	Running	14	42	18
17	21	18	Conor Daly (R)	Dale Coyne Racing Honda	80	Running	13	13	26
18	20	14	Takuma Sato	ABC Supply AJ Foyt Racing Honda	80	Running	12	37	20
19	19	7	James Jakes	Schmidt Peterson Motorsports Honda	80	Running	11	54	13
20	18	1	Will Power	Verizon Team Penske Chevrolet	79	Running	10	80	6
21	22	19	Francesco Dracone (R)	Dale Coyne Racing Honda	78	Running	9	23	23
22	14	20	Luca Filippi	Fuzzy's Vodka CFH Racing Chevrolet	77	Running	8	50	15
23	23	4	Stefano Coletti (R)	KV Racing Technology Chevrolet	69	Running	7	30	21

Time of Race: 01:37:35.2353 Ava Speed: 96.800 mph Margin of Victory: 2.2221 seconds Lead Changes: 5 Caution Laps: 4  
 Fastest Lap: 104.040 mph (1:08.0969) on Lap 56 by 4 - Stefano Coletti Fastest Leader Lap: 102.877 mph (1:08.8670) on Lap 70 by 9 - Scott Dixon  
 Verizon P1 Award (\$10,000): Helio Castroneves (01:06.6294, 106.331 mph)

Bonus Awards: Scott Dixon (\$30,000), Helio Castroneves (\$20,000), Juan Pablo Montoya (\$15,000), Simon Pagenaud (\$11,000), Tony Kanaan (\$10,000), Sebastien Bourdais (\$9,000), Josef Newgarden (\$8,000), Marco Andretti (\$6,000), Carlos Munoz (\$5,000), Sebastian Saavedra (\$4,000)

Legend: R = Sunoco Rookie of the Year Candidate; All Cars use fourth-generation Verizon IndyCar Series Chassis (IR-12) with Chevrolet or Honda aerodynamic bodywork and engines and Firestone tires

**Lap Leaders:**

**Lap Leader Summary:**

**Caution Flags:**

Laps	Car	Driver	Car	Driver	Times	Laps	No	Duration	Total	Reason for Caution
1 - 29	3	Castroneves, Helio	9	Dixon, Scott	2	44	1	5 to 8	4	Debris: in Turn 9
30 - 33	41	Hawksworth, Jack	3	Castroneves, Helio	2	31				
34 - 53	9	Dixon, Scott	41	Hawksworth, Jack	1	4				
54 - 55	3	Castroneves, Helio	11	Bourdais, Sebastien	1	1				
56	11	Bourdais, Sebastien								
57 - 80	9	Dixon, Scott								



**OFFICIAL BOX SCORE**  
**Verizon IndyCar Series**  
**Toyota GP of Long Beach**  
**April 13, 2014**



FP	SP	Car	Driver	Car Name	Comp	Running/Reason Out	Pts	Total Pts	Standings
1	17	20	Mike Conway	Fuzzy's Vodka/Ed Carpenter Racing Chevrolet	80	Running	51	66	2
2	14	12	Will Power	Verizon Team Penske Chevrolet	80	Running	40	93	1
3	11	34	Carlos Munoz (R)	Cinsay AndrettiTV.com HVM Honda	80	Running	35	48	7
4	16	2	Juan Pablo Montoya	Verizon Team Penske Chevrolet	80	Running	32	47	8
5	6	77	Simon Pagenaud	Charter Communications/SPHM Honda	80	Running	30	60	3
6	20	7	Mikhail Aleshin (R)	SMP Racing Honda	80	Running	28	46	9
7	12	16	Oriol Servia	Rahal Letterman Lanigan Racing Honda	80	Running	26	26	20
8	8	25	Marco Andretti	Snapple Honda	80	Running	24	32	18
9	22	17	Sebastian Saavedra	AFS KVAFS Racing Chevrolet	80	Running	23	42	10
10	21	18	Carlos Huertas (R)	Dale Coyne Racing Honda	80	Running	20	32	19
11	9	3	Helio Castroneves	AAA Southern California Team Penske Chevrolet	80	Running	19	55	4
12	7	9	Scott Dixon	Target Chip Ganassi Racing Chevrolet	80	Running	19	51	6
13	23	15	Graham Rahal	National Guard Honda	79	Running	17	33	16
14	3	11	Sebastien Bourdais	Mistic KVSH Racing Chevrolet	77	Running	16	33	17
15	5	98	Jack Hawksworth (R)	Charter/Castrol Edge Honda	77	Running	15	24	21
16	10	19	Justin Wilson	Dale Coyne Racing Honda	64	Contact	14	38	12
17	18	8	Ryan Briscoe	TNT Energy Drink Ganassi Racing Chevrolet	60	Running	13	33	15
18	13	10	Tony Kanaan	Target Chip Ganassi Racing Chevrolet	55	Contact	12	40	11
19	4	67	Josef Newgarden	Sarah Fisher Hartman Racing Honda	55	Contact	12	34	14
20	1	28	Ryan Hunter-Reay	DHL Honda	55	Contact	14	54	5
21	2	27	James Hinchcliffe	United Fiber & Data Honda	55	Contact	9	20	22
22	15	14	Takuma Sato	ABC Supply/A.J. Foyt Racing Honda	55	Contact	8	36	13
23	19	83	Charlie Kimball	Novo Nordisk Ganassi Racing Chevrolet	41	Off Course	7	17	23

Time of Race: 01:54:41.6418 Avg Speed: 82.362 Margin of Victory: 0.9005 of a second Lead Changes: 6 among 5 drivers Caution Laps: 18  
 Fastest Lap: 102.576 mph ( 69.0691 sec) on lap 76 by 3 - Helio Castroneves Fastest Leader Lap: 101.943 mph ( 69.4980 sec) on lap 14 by 28 - Ryan Hunter-Reay  
 Verizon P1 Award (\$10,000): Ryan Hunter-Reay (01:07.8219, 104.462 mph)

Bonus Awards: Mike Conway (\$30,000), Will Power (\$20,000), Carlos Munoz (\$15,000), Juan Pablo Montoya (\$10,000), Simon Pagenaud (\$9,000), Mikhail Aleshin (\$8,000), Oriol Servia (\$7,000), Marco Andretti (\$5,000), Sebastian Saavedra (\$4,000), Carlos Huertas (\$2,000)

Legend: R = Sunoco Rookie of the Year Candidate All cars use fourth-generation Verizon IndyCar Series Chassis (IR-12) and Firestone tires

**Lap Leaders:**

Laps	Car #	Driver
1-26	28	Hunter-Reay, Ryan
27-28	9	Dixon, Scott
29-53	28	Hunter-Reay, Ryan
54	67	Newgarden, Josef
55-57	17	Saavedra, Sebastian
58-77	9	Dixon, Scott
78-80	20	Conway, Mike

**Lap Leader Summary:**

Car	Driver	Times	Laps
28	Hunter-Reay, Ryan	2	51
9	Dixon, Scott	2	22
20	Conway, Mike	1	3
17	Saavedra, Sebastian	1	3
67	Newgarden, Josef	1	1

**Caution Flags:**

No	Duration	Total	Reason for Caution
1	27 to 30	4	Contact: Car 11 in Turn 8
2	41 to 44	4	Contact: Car 11 in Turn 10
3	56 to 63	8	Contact: Cars 3, 10, 14, 27, 28, 67, & 98 in Turn 4
4	68 to 69	2	Spin: Car 15 in Turn 11

**Penalties:**

Car	Reason	Lap	Penalty
11	Service in a Closed Pit	35	Drive-Through
15	Avoidable Contact	37	Drive-Through
18	Passing before the Restart	72	Drive-Through
3	Passing before the Restart	72	Drive-Through



**OFFICIAL BOX SCORE**  
**IZOD IndyCar Series**  
**Toyota Grand Prix of Long Beach**  
**April 21, 2013**



FP	SP	Car	Driver	Car Name	Comp	Running/Reason Out	Pts	Total Pts	Standings
1	4	14	Takuma Sato	ABC Supply Co./A.J. Foyt Racing Honda	80	Running	53	93	2
2	11	15	Graham Rahal	Midas/Big O Tires Honda	80	Running	40	66	7
3	24	19	Justin Wilson	Dale Coyne Racing Honda	80	Running	35	81	5
4	1	10	Dario Franchitti	Target Chip Ganassi Racing Honda	80	Running	34	44	20
5	12	4	JR Hildebrand	National Guard Panther Racing Chevrolet	80	Running	30	54	15
6	18	22	Oriol Servia	Panther DRR Chevrolet	80	Running	28	57	14
7	25	25	Marco Andretti	RC Cola Chevrolet	80	Running	26	87	4
8	17	77	Simon Pagenaud	Schmidt Hamilton HP Motorsports Honda	80	Running	24	58	13
9	19	78	Simona de Silvestro	Nuclear Entergy Areva KVRT Chevrolet	80	Running	22	62	9
10	6	3	Helio Castroneves	Auto Club Team Penske Chevrolet	80	Running	20	99	1
11	26	9	Scott Dixon	Target Chip Ganassi Racing Honda	80	Running	19	89	3
12	13	16	James Jakes	Acorn Stairlifts Honda	80	Running	18	40	22
13	16	67	Josef Newgarden	Sarah Fisher Hartman Racing Honda	80	Running	17	46	19
14	22	18	Ana Beatriz	Ipiranga Honda	80	Running	16	30	24
15	15	7	Sebastien Bourdais	Dragon Racing Chevrolet	80	Running	15	48	18
16	3	12	Will Power	Verizon Team Penske Honda	80	Running	15	62	8
17	27	55	Tristan Vautier (R)	Schmidt Peterson Motorsports Honda	80	Running	13	42	21
18	23	20	Ed Carpenter	Fuzzy's Vodka/Ed Carpenter Racing Chevrolet	80	Running	12	36	23
19	21	98	Alex Tagliani	Barracuda Racing Honda	79	Running	11	50	17
20	8	11	Tony Kanaan	Hydroxycut KV Racing Technology-SH Racing	78	Contact	10	59	12
21	9	83	Charlie Kimball	NovoLog FlexPen Honda	78	Running	9	60	11
22	10	5	EJ Viso	Team Venezuela-Andretti Autosport-HVM Chevrolet	53	Running	8	52	16
23	14	2	AJ Allmendinger	Penske Automotive Chevrolet	51	Mechanical	7	18	26
24	2	1	Ryan Hunter-Reay	DHL Chevrolet	49	Contact	7	73	6
25	5	17	Mike Conway	blu eCigs Honda	38	Electrical	5	5	27
26	7	27	James Hinchcliffe	GoDaddy.com Chevrolet	34	Contact	5	61	10
27	20	6	Sebastian Saavedra	Dragon Racing Chevrolet	1	Contact	5	25	25

Time of Race: 01:50:08.7155 Avg Speed: 85.763 Margin of Victory: Under Caution Lead Changes: 4 Caution Laps: 16  
Fastest Lap: 102.619 mph ( 69.0401 sec) on lap 45 by 5 - EJ Viso Fastest Leader Lap: 102.404 mph ( 69.1851 sec) on lap 70 by 14 - Takuma Sato  
Verizon P1 Award: Dario Franchitti (1:07.2379; 105.369 mph)  
Bonus Awards: Takuma Sato (\$35,000), Graham Rahal (\$25,000), Justin Wilson (\$20,000), Dario Franchitti (\$15,000), JR Hildebrand (\$10,000)  
Legend: R = Rookie All Cars use fourth-generation Dallara chassis (IR12) and Firestone Tires



**OFFICIAL BOX SCORE**  
**IZOD IndyCar Series**  
**Toyota Grand Prix of Long Beach**  
**April 15, 2012**



FP	SP	Car	Driver	Car Name	Comp	Running/Reason Out	Pts	Total Pts	
1	12	12	Will Power	Verizon Team Penske Chevrolet	85	Running	50	127	
2	4	77	Simon Pagenaud (R)	Schmidt Hamilton HP Motorsports Honda	85	Running	42	100	3
3	16	27	James Hinchcliffe	Team GoDaddy.com Chevrolet	85	Running	35	95	5
4	19	11	Tony Kanaan	Mouser Electronics/GEICO KVRT Chevrolet	85	Running	32	54	11
5	20	4	JR Hildebrand	National Guard Panther Racing Chevrolet	85	Running	30	57	10
6	13	28	Ryan Hunter-Reay	Team DHL/Sun Drop Citrus Soda Chevrolet	85	Running	28	81	6
7	11	2	Ryan Briscoe	Hitachi Team Penske Chevrolet	85	Running	27	72	7
8	6	15	Takuma Sato	Rahal Letterman Lanigan Racing Honda	84	Running	24	48	16
9	22	8	Rubens Barrichello	BMC/Embrase KV Racing Technology Chevrolet	84	Running	22	59	9
10	3	18	Justin Wilson	Sonny's BBQ Honda	84	Running	20	52	14
11	14	19	James Jakes	Boy Scouts of America Honda	84	Running	19	43	21
12	15	5	EJ Viso	CITGO/PDVSA KV Racing Technology Chevrolet	84	Running	18	54	12
13	18	3	Helio Castroneves	Auto Club Team Penske Chevrolet	84	Running	17	103	2
14	24	20	Ed Carpenter	Fuzzy's Vodka/Ed Carpenter Racing Chevrolet	83	Running	16	40	23
15	1	10	Dario Franchitti	Target Chip Ganassi Racing Honda	82	Running	15	53	13
16	23	22	Oriol Servia	Lotus-DRR Lotus	82	Running	14	45	19
17	25	7	Sebastien Bourdais	Lotus-Dragon Racing Lotus	82	Running	13	47	17
18	9	83	Charlie Kimball	NovoLog Flex Pen Honda	80	Running	12	44	20
19	26	6	Katherine Legge (R)	TrueCar Lotus-Dragon Racing Lotus	80	Running	12	36	25
20	17	78	Simona de Silvestro	Nuclear Clean Air Energy Lotus-HVM Racing Lotus	74	Mechanical	12	36	26
21	10	98	Alex Tagliani	Team Barracuda-BHA Lotus	46	Mechanical	12	37	24
22	7	14	Mike Conway	ABC Supply/A.J. Foyt Racing Honda	41	Mechanical	12	50	15
23	5	9	Scott Dixon	Target Chip Ganassi Racing Honda	27	Mechanical	12	96	4
24	8	38	Graham Rahal	Service Central Honda	23	Contact	12	62	8
25	21	26	Marco Andretti	Team RC Cola Chevrolet	22	Contact	10	45	18
26	2	67	Josef Newgarden (R)	Sarah Fisher Hartman Racing Honda	0	Contact	10	42	22

Time of Race: 01:54:01.6082 Avg Speed: 88.021 Margin of Victory: .8675 of a second Lead Changes: 9 among 7 drivers Cautions: 3 for 12 laps  
 Fastest Lap: 102.154 mph ( 69.3541 sec) on lap 73 by 11 - Tony Kanaan Fastest Leader Lap: 101.870 mph ( 69.5474 sec) on lap 65 by 77 - Simon Pagenaud  
 IZOD IndyCar Series Pole Award: #2 Ryan Briscoe  
 Legend: R = Sunoco Rookie of the Year Candidate All Cars use Dallara Chassis and Firestone Tires

Lap Leaders:

Lap Leader Summary:

Caution Flags:



**OFFICIAL BOX SCORE**  
**IZOD IndyCar Series**  
**Toyota Grand Prix of Long Beach**  
**April 17, 2011**



FP	SP	Car	Driver	Car Name	Comp	Running/Reason Out	Pts	Total Pts	Standings
1	3	27	Mike Conway	Window World Cares	85	Running	50	74	5
2	12	6	Ryan Briscoe	Penske Truck Rentals	85	Running	42	66	8
3	7	10	Dario Franchitti	Target Chip Ganassi Racing	85	Running	35	122	1
4	11	06	James Hinchcliffe (R)	Sprott/Newman Haas Racing	85	Running	32	44	17
5	9	77	Alex Tagliani	Bowers & Wilkins/Sam Schmidt Motorsports	85	Running	30	73	6
6	4	2	Oriol Servia	Telemundo/Newman Haas Racing	85	Running	28	80	4
7	20	7	Danica Patrick	Team GoDaddy	85	Running	26	57	12
8	10	82	Tony Kanaan	GEICO-KV Racing Technology-Lotus	85	Running	24	87	3
9	13	14	Vitor Meira	ABC Supply Co./A.J. Foyt Racing	85	Running	22	64	10
10	1	12	Will Power	Verizon Team Penske	85	Running	21	115	2
11	19	17	Raphael Matos	Automatic Fire Sprinklers, Inc.	85	Running	19	57	11
12	6	3	Helio Castroneves	Auto Club of Southern California	85	Running	18	56	13
13	16	38	Graham Rahal	Service Central	85	Running	17	42	21
14	15	34	Sebastian Saavedra (R)	Conquest Racing	85	Running	16	43	20
15	23	18	James Jakes (R)	Acorn Stairlifts	85	Running	15	40	23
16	25	8	Paul Tracy	Dragon Racing - Ralphs Grocery	85	Running	14	14	28
17	27	4	JR Hildebrand (R)	National Guard Panther Racing	85	Running	13	49	16
18	8	9	Scott Dixon	Target Chip Ganassi Racing	84	Running	12	66	7
19	26	24	Ana Beatriz (R)	Ipiranga/Dreyer & Reinbold Racing	83	Running	12	28	26
20	18	78	Simona de Silvestro	Nuclear Clean Air Energy/HVM Racing	82	Running	12	66	9
21	22	5	Takuma Sato	KV Racing Technology - Lotus	81	Running	12	56	15
22	5	22	Justin Wilson	Team Z-Line Designs/Dreyer & Reinbold Racing	78	Running	12	44	19
23	2	28	Ryan Hunter-Reay	Team DHL/Sun Drop Citrus Soda	72	Mechanical	12	40	22
24	24	83	Charlie Kimball (R)	Levemir and Novolog FlexPen	66	Mechanical	12	44	18
25	17	59	EJ Viso	PDVSA - KV Racing Technology-Lotus	59	Contact	10	34	25
26	14	26	Marco Andretti	Team Venom Energy	37	Mechanical	10	54	14
27	21	19	Sebastien Bourdais	Boy Scouts of America	27	Contact	10	34	24

Time of Race: 01:53:11.1000 Avg Speed: 88.676 Margin of Victory: 6.3203 seconds Lead Changes: 7 among 6 drivers Caution Laps: 3 for 12 laps  
 Fastest Lap: 100.266 mph ( 70.6597 sec) on lap 84 by 10 - Dario Franchitti Fastest Leader Lap: 100.163 mph ( 70.7328 sec) on lap 83 by 27 - Mike Conway  
 Peak Performance Award: #12 Will Power (1:09.0649; 102.582 mph)  
 Bonus Awards: Mike Conway (\$35,000), Ryan Briscoe (\$25,000), Dario Franchitti (\$20,000), James Hinchcliffe (\$15,000), Alex Tagliani (\$10,000)  
 Legend: R = Rookie All Cars use Dallara Chassis, Firestone Tires, and Honda Engines



**OFFICIAL BOX SCORE**  
**IZOD IndyCar Series**  
**Toyota Grand Prix of Long Beach**  
**April 18, 2010**



FP	SP	Car	Driver	Car Name	Comp	Running/Reason Out	Pts	Total Pts	Standings
1	2	37	Ryan Hunter-Reay	Team IZOD	85	Running	52	129	3
2	3	22	Justin Wilson	Team Z-Line Designs/DRR	85	Running	40	125	4
3	1	12	Will Power	Verizon Team Penske	85	Running	36	172	1
4	8	9	Scott Dixon	Target Chip Ganassi Racing	85	Running	32	112	5
5	6	11	Tony Kanaan	Team 7-Eleven	85	Running	30	94	8
6	15	32	Mario Moraes	KV Racing Technology	85	Running	28	69	15
7	4	3	Hello Castroneves	Team Penske	85	Running	26	130	2
8	5	6	Ryan Briscoe	Team Penske	85	Running	24	103	7
9	10	4	Dan Wheldon	National Guard Panther Racing	85	Running	22	83	10
10	16	24	Mike Conway	Dreyer & Reinbold Racing	85	Running	20	78	13
11	14	14	Vitor Meira	ABC Supply Co./A.J. Foyt Racing	85	Running	19	81	11
12	12	10	Dario Franchitti	Target Chip Ganassi Racing	85	Running	18	112	6
13	11	06	Hideki Mutoh	Formula Dream/Panasonic	85	Running	17	60	18
14	9	26	Marco Andretti	Team Venom Energy	85	Running	16	78	12
15	17	8	E.J. Viso	PDVSA-Jet Aviation-KV Racing Technology	85	Running	15	60	17
16	20	7	Danica Patrick	Team GoDaddy.com	85	Running	14	67	16
17	13	78	Simona de Silvestro (R)	Team Stargate Worlds/HVM	85	Running	13	53	20
18	19	5	Takuma Sato (R)	Lotus-KV Racing Technology	84	Running	12	46	23
19	21	19	Alex Lloyd (R)	Boy Scouts of America	84	Running	12	48	21
20	18	2	Raphael Matos	HP Luczo Dragon	84	Running	12	84	9
21	7	77	Alex Tagliani	FAZZT Race Team	65	Contact	12	72	14
22	22	67	Graham Rahal	Dollar General/Sarah Fisher Racing	58	Contact	12	47	22
23	23	34	Mario Romancini (R)	Conquest Racing	58	Contact	12	54	19
24	24	36	Bertrand Baguette (R)	Conquest Racing RACB	45	Mechanical	12	24	25
25	25	18	Milka Duno	CITGO	10	Handling	10	46	24

**Time of Race:** 01:47:12.5404 **Avg Speed:** 93.619 **Margin of Victory:** 5.6031 seconds **Lead Changes:** 5 among 3 drivers **Caution Laps:** 1 for 5 laps  
**Fastest Lap:** 100.417 mph ( 1:10.5537 sec) on lap 82 by 37 - Ryan Hunter-Reay **Fastest Leader Lap:** 100.417 mph ( 1:10.5537 sec) on lap 82 by 37 - Ryan Hunter-Reay  
**PEAK Performance Pole Award:** #12 Will Power (1:09.3185, 102.206)  
**IZOD IndyCar Series Bonus Awards:** Ryan Hunter-Reay (\$35,000), Justin Wilson (\$25,000), Will Power (\$20,000), Scott Dixon (\$15,000), Tony Kanaan (10,000)  
 Legend: R = Rookie All Cars use Dallara Chassis, Firestone Tires, and Honda Engines

**Lap Leaders:**

Laps	Car #	Driver
1-16	12	Will Power
17-26	37	Ryan Hunter-Reay
27-29	12	Will Power
30-56	37	Ryan Hunter-Reay
57-58	9	Scott Dixon
59-85	37	Ryan Hunter-Reay

**Lap Leader Summary:**

Car	Driver	Times	Laps
37	Ryan Hunter-Reay	3	64
12	Will Power	2	19
9	Scott Dixon	1	2

**Caution Flags:**

No	Duration	Total	Reason for Caution
1	60 to 64	5	Contact: Cars 34 & 67 in Turn 1



**OFFICIAL BOX SCORE**  
**IndyCar Series**  
**Toyota Grand Prix of Long Beach at Streets of Long Beach**  
**Sunday, April 19, 2009**

FP	SP	Car	Driver	Car Name	Laps Comp.	Running/Reason Out	Pts.	Total Pts.	Stand ings
1	2	10	Dario Franchitti	Target Chip Ganassi Racing	85	Running	52	84	1
2	1	12	Will Power	Team Verizon Wireless	85	Running	41	69	2
3	11	11	Tony Kanaan	Team 7-Eleven/Dr. Pepper	85	Running	35	65	4
4	22	7	Danica Patrick	Motorola	85	Running	32	44	10
5	14	4	Dan Wheldon	National Guard Panther Racing	85	Running	30	46	7
6	19	26	Marco Andretti	Automatic Fire Sprinklers	85	Running	28	45	8
7	8	3	Helio Castroneves	Team Penske	85	Running	25	26	19
8	3	2 R	Raphael Matos	US Air Force Luczo Dragon	85	Running	24	36	15
9	15	06 R	Robert Doornbos	Newman/ Haas/ Langan Racing	85	Running	22	41	11
10	9	34	Alex Tagliani	Conquest Racing	85	Running	20	40	12
11	12	21	Ryan Hunter-Reay	Vision Racing	85	Running	19	59	5
12	7	02	Graham Rahal	McDonald's Racing Team	85	Running	18	45	9
13	10	6	Ryan Briscoe	Team Penske	85	Running	17	67	3
14	20	14	Vitor Meira	ABC Supply Co. AJ Foyt Racing	84	Running	16	38	14
15	6	9	Scott Dixon	Target Chip Ganassi Racing	84	Running	15	29	17
16	18	23	Darren Manning	Dreyer & Reinbold Racing	84	Running	14	38	13
17	21	98 R	Stanton Barrett	Interush Racing	84	Running	13	31	16
18	23	20	Ed Carpenter	Menards/ Vision Racing	82	Running	12	24	21
19	13	5	Mario Moraes	KV Racing Technology/ Votorantim	71	Contact	12	24	22
20	17	27	Hideki Mutoh	Formula Dream	60	Running	12	27	18
21	16	24 R	Mike Conway	Dreyer & Reinbold Racing	51	Contact	12	24	23
22	5	18	Justin Wilson	Z-Line Designs	24	Contact	12	49	6
23	4	13	E.J. Viso	PDVSA HVM Racing	16	Contact	12	25	20

Time of Race: 1:58:47.4658 Average Speed: 84.491 mph Margin of Victory: 3.3182 sec.  
**Fastest Lap:** #6 Ryan Briscoe (Lap 83, 99.424 mph, 1:11.2582 sec.) **Fastest Leading Lap:** #10 Dario Franchitti (Lap 70, 98.557 mph, 1:11.8852 sec.)  
**PEAK Performance Pole Award:** #12 Will Power (101.631 mph, 1:9.7107 sec.)

**IndyCar Series Bonus Awards (Top Five Finishers):** #10 Dario Franchitti (\$35,000); #12 Will Power (\$25,000); #11 Tony Kanaan (\$20,000); #7 Danica Patrick (\$15,000); #4 Dan Wheldon (\$10,000);  
 All cars utilize Dallara chassis, Honda engines and Firestone Tires  
 Legend: R - IndyCar Series Rookie

**Lap Leaders:**

Laps	Car #	Driver
1-16	12	Will Power
17-18	2	Raphael Matos
19-25	11	Tony Kanaan
26-31	26	Marco Andretti
32-52	10	Dario Franchitti
53-55	3	Helio Castroneves
56-85	10	Dario Franchitti

**Total: 6 Lead changes among 7 drivers**

**Lap Leader Summary:**

Driver	Times	Total
Dario Franchitti	2	51
Will Power	1	16
Tony Kanaan	1	7
Marco Andretti	1	6
Helio Castroneves	1	3
Raphael Matos	1	2

**Caution Flags:**

Laps	Reason/Incident
17-20	Contact: Cars #13 Viso & #9 Dixon in T8
24-27	Contact: Cars #4 Wheldon, #5 Moraes, #18 Wilson, #23 Manning, & #27 Mutoh in T1
39-40	Contact: #20 Carpenter in T1
54-57	Contact: #24 Conway in T8
73-76	Contact: #5 Moraes in T5

**Total: 5 caution flags, 18 laps**



Toyota Grand Prix of Long Beach  
 Long Beach Street Circuit  
 Long Beach, California



Official Race Report  
 Sunday, April 20, 2008 1:00 PM

Round 1

Fin Pos	Qual Pos	Car	Driver	Sponsor - Team	Laps	Time	Mph	km/h	Lag	Status	Best Time	Mph	Best Rank	Best Lap
1	4	8	Will Power	Aussie Vineyards-Team Australia - KV Racing Technology	83	1:45:25.415	92.964	149.611		Running	1:08.661	103.185	75	5
2	6	7	Franck Montagny (R)	INDECK - Forsythe/Pettit Racing	83	1:45:30.509	92.890	149.491	5.094	Running	1:08.548	103.355	74	4
3	10	96	Mario Dominguez	Pacific Coast Motorsports - Pacific Coast Motorsports	83	1:45:40.931	92.737	149.245	15.516	Running	1:08.820	102.947	79	10
4	8	36	Enrique Bernoldi (R)	Sangari - Conquest Racing	83	1:45:51.093	92.589	149.006	25.678	Running	1:08.815	102.954	68	9
5	12	5	Oriol Servia	KV Racing Technologies/Plantronics/HP - KV Racing Technology	83	1:45:51.691	92.580	148.992	26.276	Running	1:08.950	102.753	76	12
6	3	34	Franck Perera (R)	Conquest Racing - Conquest Racing	83	1:45:53.482	92.554	148.950	28.067	Running	1:08.945	102.760	72	11
7	2	15	Alex Tagliani	CEC Wheels/Walker Racing - Walker Racing	83	1:46:01.933	92.431	148.753	36.518	Running	1:09.071	102.573	54	14
8	18	37	David Martinez (R)	INDECK - Forsythe/Pettit Racing	83	1:46:02.542	92.422	148.738	37.127	Running	1:09.257	102.297	72	15
9	14	33	E.J. Viso (R)	PDVSA - PDVSA HVM Racing	83	1:46:10.359	92.309	148.556	44.944	Running	1:08.284	103.755	78	3
10	13	12	Jimmy Vasser	Plantronics/HP/KV Racing Technology - KV Racing Technology	83	1:46:14.051	92.255	148.470	48.636	Running	1:09.027	102.638	79	13
11	5	3	Paul Tracy	INDECK - Forsythe/Pettit Racing	83	1:46:21.372	92.149	148.299	55.957	Running	1:08.771	103.020	57	7
12	11	18	Bruno Junqueira	The Z-LINE Car - Dale Coyne Racing	83	1:46:32.968	91.982	148.030	1:07.553	Running	1:09.760	101.560	48	17
13	9	06	Graham Rahal	Hole in the Wall Camps - Newman Haas Lanigan Racing	82	1:44:44.206	92.447	148.778	28.982	Contact	1:08.279	103.763	52	2
14	16	29	Alex Figge	Imperial Capital Bank - Pacific Coast Motorsports	82	1:46:04.188	91.285	146.908	--1 lap--	Running	1:09.338	102.178	55	16
15	7	4	Nelson Philippe	Minardi/HVM Racing - Minardi/HVM Racing	80	1:45:43.036	89.355	143.803	--3 laps--	Running	1:08.776	103.013	79	8
16	15	9	Antonio Pizzonia (R)	Rocketsports - Rocketsports	80	1:46:09.905	88.978	143.197	--3 laps--	Running	1:08.252	103.804	68	1
17	17	14	Roberto Moreno	Minardi/HVM Racing - Minardi/HVM Racing	63	1:23:02.542	89.581	144.167	--20 laps--	Mechanical	1:08.730	103.082	39	6
18	20	10	Juha Annala (R)	Rocketsports - Rocketsports	42	1:07:18.897	73.674	118.566	--41 laps--	Mechanical	1:11.673	98.849	29	20
19	1	02	Justin Wilson	McDonald's Racing Team - Newman Haas Lanigan Racing	12	19:50.090	71.438	114.968	--71 laps--	Mechanical	1:10.462	100.548	5	18
20	19	19	Mario Moraes (R)	The SONNY's Car - Dale Coyne Racing	5	7:52.747	74.932	120.591	--78 laps--	Contact	1:11.072	99.685	5	19

Lap Leaders			Total Laps		Race Information			Cautions		
Car	Driver	From	To	Driver	Count	From Lap	To Lap	Total Laps	Reason	
8	Will Power	1	30	Will Power	81					
33	E.J. Viso (R)	31	31	Roberto Moreno	1				Cars 5, 29 Stalled	
14	Roberto Moreno	32	32	E.J. Viso (R)	1				Car 19 Contact	
8	Will Power	33	83						Car 4 Stalled	

Track Type: Road, Length: 1.968 Miles  
 Race Length: 83 Laps; 163.344 Miles  
 Time of Race: 1:45:25.415 --New record--  
 Average Speed: 92.964 mph  
 Margin of Victory: 5.094 sec  
 Fastest Race Lap: 1:08.252 by Car # 9



### The Champ Car World Series

Toyota Grand Prix of Long Beach  
Long Beach Street Circuit  
Long Beach, California



#### Box Score

Sunday, April 15, 2007

Round 2

Fin Pos	Qual Pos	Car Num	Driver	Residence (Country)	Sponsor - Team	Qual Time	Qual Speed	Laps	Status	Lag	Race Pts	Tot. Pts	Seas Rank
1	1	1	Sebastien Bourdais	St. Petersburg, Florida (FRA)	McDonald's Racing Team - Newman Haas Lanigan Racing	1:07.546	104.889	78	Running		32	40	3
2	15	3	Oriol Servia	Miami, Florida (SPN)	INDECK - Forsythe Championship Racing	1:08.922	102.794	78	Running	2.614	28	28	9
3	2	5	Will Power	Carmel, Indiana (AUS)	Aussie Vineyards - Team Australia	1:07.695	104.658	78	Running	3.867	26	59	1
4	7	9	Justin Wilson	Denver, Colorado (ENG)	CDW - RSPORTS	1:08.200	103.883	78	Running	5.326	23	30	7
5	4	8	Alex Tagliani	Las Vegas, Nevada (CAN)	LXN2 - RSPORTS	1:08.047	104.116	78	Running	6.180	21	44	2
6	8	19	Bruno Junqueira	Miami, Florida (BRA)	Sonny's Bar-B-Q - Dale Coyne Racing	1:08.430	103.534	78	Running	6.395	19	36	4
7	12	21	Neel Jani (R)	Jens, Switzerland (CHE)	Red Bull-Gulfstream PKV Racing - PKV Racing	1:08.609	103.263	78	Running	7.711	17	28	10
8	5	2	Graham Rahal (R)	Hilliard, Ohio (USA)	MEDIZONE Racing Team - Newman Haas Lanigan Racing	1:08.170	103.928	78	Running	8.268	15	19	14
9	16	28	Ryan Dalziel (R)	Orlando, Florida (SCT)	PCM - Pacific Coast Motorsports	1:09.070	102.574	78	Running	8.963	13	23	12
10	18	11	Katherine Legge	Haslemere, Surrey (ENG)	Dale Coyne Racing - Dale Coyne Racing	1:09.766	101.551	78	Running	9.887	11	30	8
11	9	22	Tristan Gommendy (R)	Paris, France (FRA)	Pay By Touch-Megaspierra PKV Racing - PKV Racing	1:08.527	103.387	78	Running	10.336	10	31	6
12	14	4	Dan Clarke	Maidenhead, Berkshire (ENG)	Ticketmaster/Synapse Power/The Australian Pink Floyd Show - Minardi Team USA	1:08.890	102.842	77	Running	1 lap	9	15	17
13	6	14	Robert Doornbos (R)	Monte Carlo, Monaco (NLD)	Muermans/Jumbo Supermarkten/Mediamall - Minardi Team USA	1:08.183	103.909	74	Running	4 laps	8	35	5
14	3	15	Simon Pagenaud (R)	Indianapolis, Indiana (FRA)	Aussie Vineyards - Team Australia	1:07.883	104.368	73	Running	5 laps	8	17	16
15	13	42	Matt Halliday (R)	Mt. Roskill, Auckland (NZL)	42 Below - Conquest Racing	1:08.864	102.881	72	Mechanical	6 laps	6	11	18
16	17	29	Alex Figge (R)	Denver, Colorado (USA)	Imperial Capital Bank - Pacific Coast Motorsports	1:09.151	102.454	69	Contact	9 laps	5	21	13
17	10	7	Mario Dominguez	Mexico City, Mexico (MEX)	Telmex/Banca Mifel - Forsythe Championship Racing	1:08.554	103.346	7	Contact	71 laps	4	17	15

Lap Leaders				Total Lead Laps		Race Information			Caution Flags	
Car	Driver	From	To	Total	Driver	Track Type: ROAD; Length: 1.968 Miles	From Lap	To Lap	Total Laps	Reason
1	Sebastien Bourdais	1	31	31	Sebastien Bourdais	Race Length: 78 Laps; 153.504 Miles				
3	Oriol Servia	32	38	7	Tristan Gommendy (R)	Time of Race: 1:40:43.975	9	11	3	Contact Car 7
1	Sebastien Bourdais	39	54	16	Oriol Servia	Average Speed: 91.432 mph	54	57	4	Contact Car 15
22	Tristan Gommendy (R)	55	67	13		Margin of Victory: 2.614 sec	72	76	5	Contact Car 29
1	Sebastien Bourdais	68	78	11		Fastest Race Lap: 1:08.594				
						103.286 mph by Car # 15				
						Most Improved: Car # 3				

(R) Designates a series rookie Engine: Cosworth XFE; Chassis: DP01; Tire: Bridgestone

Track Length 1.968 Miles / 3.167 km  
© Champ Car World Series  
Printed: April 15, 2007 3:11 PM



Bridgestone Presents The Champ Car World Series Powered by Ford

Toyota Grand Prix of Long Beach  
Long Beach Street Circuit  
Long Beach, California



**Box Score**  
Sunday, April 9, 2006

Round No.1

Fin Pos	Qual Pos	Car Num	Driver	Residence (Country)	Sponsor (Engine/Chassis/Tire)	Qual Time	Qual Speed	Laps	Status	Lag	Race Pts	Tot Pts	Seas Rank
1	1	1	Sebastien Bourdais	St. Petersburg, FL (FRA)	McDonald's - Newman Haas Racing (F/L/B)	1:06.886	105.924	74	Running		35	35	1
2	2	9	Justin Wilson	Northampton, England (ENG)	CDW - RuSPORT (F/L/B)	1:07.208	105.416	74	Running	14.096	27	27	2
3	7	15	Alex Tagliani	Las Vegas, NV (CAN)	Aussie Vineyards - Team Australia (F/L/B)	1:07.717	104.624	74	Running	20.485	25	25	3
4	5	7	Mario Dominguez	Mexico City, Mexico (MEX)	Indeck - Forsythe Championship Racing (F/L/B)	1:07.301	105.270	74	Running	22.612	23	23	4
5	10	19	Cristiano da Matta	Miami, FL (BRZ)	Sonny's Bar-B-Q - Dale Coyne Racing (F/L/B)	1:07.982	104.216	74	Running	36.800	21	21	5
6	16	27	Andrew Ranger	Montreal, Quebec (CAN)	Tide/Mi-Jack - Mi-Jack Conquest Racing (F/L/B)	1:08.855	102.894	74	Running	54.924	20	20	6
7	14	11	Jan Heylen (R)	Geel, Belgium (BEL)	Sonny's Bar-B-Q - Dale Coyne Racing (F/L/B)	1:08.641	103.215	74	Running	1:01.648	18	18	7
8	17	20	Katherine Legge (R)	Haslemere, Surrey, England (ENG)	Gulfstream/Bell Micro - PKV Racing (F/L/B)	1:09.254	102.302	74	Running	1:02.208	15	15	8
9	9	5	Will Power (R)	Toowoomba, Queensland (AUS)	Aussie Vineyards - Team Australia (F/L/B)	1:07.965	104.242	73	Running	1 lap	13	13	9
10	11	8	Antonio Pizzonia (R)	Monaco, Monte Carlo (BRZ)	Rotax/Rocketsports - Rocketsports (F/L/B)	1:08.242	103.819	73	Running	1 lap	11	11	10
11	13	14	Dan Clarke (R)	Maidenhead, Berkshire (ENG)	CTE Racing HVM - CTE Racing HVM (F/L/B)	1:08.410	103.564	72	Running	2 laps	10	10	11
12	18	34	Charles Zwolsman (R)	Flevoland, Netherlands (NTH)	Mi-Jack - Mi-Jack Conquest Racing (F/L/B)	1:09.554	101.860	67	Contact	7 laps	9	9	12
13	15	4	Nelson Philippe	Key Biscayne, FL (FRA)	CTE Racing HVM - CTE Racing HVM (F/L/B)	1:08.647	103.206	46	Mechanical	28 laps	8	8	13
14	12	12	Jimmy Vasser	Las Vegas, NV (USA)	Gulfstream/Bell Micro - PKV Racing (F/L/B)	1:08.246	103.813	24	Mechanical	50 laps	7	7	14
15	3	2	Bruno Junqueira	Miami, FL (BRZ)	- Newman Haas Racing (F/L/B)	1:07.225	105.389	1	Contact	73 laps	6	6	15
16	4	10	A.J. Allmendinger	Denver, CO (USA)	RuSPORT - RuSPORT (F/L/B)	1:07.249	105.352	0	Contact	74 laps	5	5	16
17	6	3	Paul Tracy	Ft. Lauderdale, FL (CAN)	Indeck - Forsythe Championship Racing (F/L/B)	1:07.408	105.103	0	Contact	74 laps	4	4	17
18	8	6	Oriol Servia	Miami, FL (SPN)	Gulfstream/Bell Micro - PKV Racing (F/L/B)	1:07.869	104.389	0	Contact	74 laps	3	3	18

Lap Leaders				Total Lead Laps		Race Information				Caution Flags	
Car	Driver	From	To	Total	Driver	From Lap	To Lap	Total Laps	Reason		
1	Sebastien Bourdais	1	47	47	Sebastien Bourdais	70					
11	Jan Heylen (R)	48	51	4	Jan Heylen (R)	4					
1	Sebastien Bourdais	52	74	23							

**Track Type:** ROAD; **Length:** 1.968 Miles  
**Race Length:** 74 Laps; 145.632 Miles  
**Time of Race:** 1:40:07.670 --New record--  
**Average Speed:** 87.268 mph  
**Margin of Victory:** 14.096 sec  
**Fastest Race Lap:** 1:07.931 --New record--  
 104.290 mph by Car # 1  
**Most Improved:** Car # 27

Track Length 1.968 Miles / 3.167 km  
© Champ Car World Series  
Printed: April 9, 2006 3:20 PM

Codes: Engine: F=Ford-Cosworth XFE; Chassis: L=Lola, R=Reynard; Tire: B=Bridgestone; (R) Designates a series rookie



Bridgestone Presents The Champ Car World Series Powered by Ford

Toyota Grand Prix of Long Beach  
Long Beach Street Circuit  
Long Beach, California



Box Score  
Sunday, April 10, 2005

Round No.1

Fin Pos	Qual Pos	Car Num	Driver	Residence (Country)	Sponsor (Engine/Chassis/Tire)	Qual Time	Qual Speed	Laps	Status	Lag	Race Pts	Tot Pts	Seas Rank
1	4	1	Sebastien Bourdais	Temple Terrace, FL (FRC)	McDonald's - Newman Haas Racing (F/I/B)	1:07.821	104.463	81	Running		34	34	1
2	1	3	Paul Tracy	Las Vegas, NV (CAN)	Indeck - Forsythe Championship Racing (F/I/B)	1:07.485	104.983	81	Running	4.138	29	29	2
3	2	2	Bruno Junqueira	Miami, FL (BRZ)	Pacificare - Newman Haas Racing (F/I/B)	1:07.644	104.737	81	Running	5.447	27	27	3
4	5	9	Justin Wilson	Northampton, England (ENG)	SanDisk - RuSPORT (F/I/B)	1:07.819	104.312	81	Running	6.271	24	24	4
5	3	7	Mario Dominguez	Mexico City, Mexico (MEX)	Indeck - Forsythe Championship Racing (F/I/B)	1:07.803	104.491	81	Running	7.917	22	22	5
6	6	8	Timo Glock (R)	Wersau, Germany (GER)	Rocketsports - Rocketsports (F/I/B)	1:08.274	103.770	81	Running	8.501	19	19	6
7	9	55	Ronnie Bremer (R)	Copenhagen, Denmark (DEN)	HVM, Inc. - HVM, Inc. (F/I/B)	1:08.613	103.257	81	Running	8.999	18	18	7
8	10	10	A.J. Allmendinger	Denver, CO (USA)	Red Bull - RuSPORT (F/I/B)	1:08.638	103.220	81	Running	10.945	15	15	8
9	11	12	Jimmy Vasser	Las Vegas, NV (USA)	Gulfstream/PKV Racing - PKV Racing (F/I/B)	1:08.770	103.022	81	Running	14.806	14	14	9
10	8	21	Cristiano da Matta	Miami, FL (BRZ)	PKV Racing - PKV Racing (F/I/B)	1:08.493	103.438	81	Running	16.074	11	11	10
11	14	19	Oriol Servia	Miami, FL (SPN)	American Medical Response - Dale Coyne Racing (F/I/B)	1:08.928	102.786	81	Running	18.719	10	10	11
12	13	4	Bjorn Wirdheim (R)	Aylesbury, England (ENG)	HVM, Inc. - HVM, Inc. (F/I/B)	1:08.834	102.926	81	Running	19.651	9	9	12
13	12	31	Ryan Hunter-Reay	Boca Raton, FL (USA)	Rocketsports - Rocketsports (F/I/B)	1:08.792	102.989	81	Running	20.035	8	8	13
14	17	5	Marcus Marshall (R)	Indianapolis, IN (AUS)	Aussie Vineyards - Team Australia Racing (F/I/B)	1:09.784	101.525	80	Running	1 lap	7	7	14
15	7	15	Alex Tagliani	Las Vegas, NV (CAN)	Aussie Vineyards - Team Australia Racing (F/I/B)	1:08.466	103.479	79	Running	2 laps	6	6	15
16	19	41	Fabrizio del Monte (R)	Rome, Italy (ITL)	Konica Minolta/Jensen Motorsports/Penn Capitol - Jensen Motorsports (F/I/B)	1:11.723	98.780	74	Running	7 laps	5	5	16
17	16	27	Andrew Ranger (R)	Montreal, Quebec (CAN)	Mi-Jack/Tide - Mi-Jack Conquest Racing (F/I/B)	1:09.416	102.063	70	Contact	11 laps	4	4	17
18	15	34	Nelson Philippe	Key Biscayne, FL (FRC)	Mi-Jack - Mi-Jack Conquest Racing (F/I/B)	1:09.334	102.184	61	Running	20 laps	3	3	18
19	18	11	Ricardo Sperafico (R)	Miami, FL (BRZ)	Dale Coyne Racing - Dale Coyne Racing (F/I/B)	1:09.879	101.387	41	Mechanical	40 laps	2	2	19

Lap Leaders				Total Lead Laps		Race Information			Caution Flags		
Car	Driver	From	To	Total	Driver	From Lap	To Lap	Total Laps	Reason		
3	Paul Tracy	1	2	2	Sebastien Bourdais	8	10	3	Contact Car 34		
2	Bruno Junqueira	3	10	8	Paul Tracy	32	34	3	Car 41 spin/stall		
3	Paul Tracy	11	28	18	Jimmy Vasser	45	46	2	Car 11 Stopped on course		
7	Mario Dominguez	29	29	1	Ronnie Bremer (R)	72	75	4	Contact Car 27		
1	Sebastien Bourdais	30	31	2	Mario Dominguez						
12	Jimmy Vasser	32	34	3	Justin Wilson						
3	Paul Tracy	35	37	3							
1	Sebastien Bourdais	38	60	23							
9	Justin Wilson	61	61	1							
55	Ronnie Bremer (R)	62	63	2							
12	Jimmy Vasser	64	69	6							
1	Sebastien Bourdais	70	81	12							

Track Length 1.968 Miles / 3.167 km  
© Champ Car World Series  
Printed: April 10, 2005 3:26 PM

Codes: Engine: F=Ford-Cosworth XFE; Chassis: L=Lola, R=Reynard; Tire: B=Bridgestone; (R) Designates a series rookie



**Bridgestone Presents The Champ Car World Series Powered by Ford**  
 Toyota Grand Prix of Long Beach  
 Long Beach Street Circuit  
 Long Beach, California  
**Box Score**  
 April 18, 2004



Round 1 of 16

Track Length 1.968 Miles / 3.167 km

Fin Pos	Qual Pos	Car Num	Driver	Residence (Country)	Sponsor (Engine/Chassis/Tire)	Qual Time	Qual Speed	Laps	Status	Lag	Race Pts	Tot. Pts	Seas Rank
1	3	1	Paul Tracy	Las Vegas, NV (CAN)	Indeck - Forsythe Championship Racing (F/L/B)	1:09.156	102.447	81	Running		32	32	1
2	1	6	Bruno Junqueira	Miami, FL (BRZ)	Pacificare Ford-Cosworth/ Lola/ Bridgestone - Newman Haas Racing (F/L/B)	1:08.913	102.808	81	Running	5.681	29	29	2
3	2	2	Sebastien Bourdais	Temple Terrace, FL (FRC)	McDonald's Ford-Cosworth/ Lola/ Bridgestone - Newman Haas Racing (F/L/B)	1:09.800	101.501	81	Running	6.375	27	27	3
4	7	7	Patrick Carpentier	Las Vegas, NV (CAN)	Indeck - Forsythe Championship Racing (F/L/B)	1:09.730	101.603	81	Running	16.801	24	24	4
5	5	55	Mario Dominguez	Mexico City, Mexico (MEX)	Herdez - Herdez Competition (F/L/B)	1:09.458	102.001	81	Running	17.527	21	21	5
6	11	34	Justin Wilson (R)	Northampton, England (ENG)	Mi-Jack - Mi-Jack Conquest Racing (F/L/B)	1:10.122	101.035	81	Running	36.645	20	20	6
7	6	4	Ryan Hunter Reay	Boca Raton, FL (USA)	Herdez - Herdez Competition (F/L/B)	1:09.613	101.774	81	Running	38.926	17	17	7
8	4	8	Alex Tagliani	Las Vegas, NV (CAN)	Johnson Controls - Rocketsports (F/L/B)	1:09.450	102.013	81	Running	1:00.578	15	15	8
9	14	5	Mario Haberfeld	Key Biscayne, FL (BRZ)	Cummins - Walker Racing (F/R/B)	1:10.988	99.803	80	Running	1 lap	13	13	9
10	9	3	Rodolfo Lavín	San Luis Potosí, Mexico (MEX)	Corona - Forsythe Championship Racing (F/L/B)	1:09.953	101.279	80	Running	1 lap	11	11	10
11	13	9	Michel Jourdain Jr.	Mexico City, Mexico (MEX)	Gigante - RuSPORT (F/L/B)	1:10.652	100.277	80	Running	1 lap	10	10	11
12	8	10	A.J. Allmendinger (R)	Hollister, CA (USA)	BG Products/ Red Bull - RuSPORT (F/L/B)	1:09.905	101.349	79	Running	2 laps	9	9	12
13	16	17	Nelson Philippe (R)	Key Biscayne, FL (FRC)	LeasePlan - Rocketsports (F/L/B)	1:11.275	99.401	78	Running	3 laps	8	8	13
14	17	21	Roberto Gonzalez (R)	Mexico City, Mexico (MEX)	Nil Holdings - PKV Racing (F/L/B)	1:11.295	99.373	76	Mechanical	5 laps	7	7	14
15	12	11	Oriol Servià	Miami, FL (SPN)	yokeTV.com - Dale Coyne Racing (F/L/B)	1:10.273	100.818	14	Mechanical	67 laps	6	6	15
16	10	12	Jimmy Vasser	Las Vegas, NV (USA)	Gulfstream - PKV Racing (F/L/B)	1:10.056	101.131	1	Contact	80 laps	5	5	16
17	15	14	Alex Sperafico (R)	Miami, FL (BRZ)	- Mi-Jack Conquest Racing (F/R/B)	1:11.238	99.453	1	Contact	80 laps	4	4	17
18	18	19	Tarso Marques	Curitiba, Brazil (BRZ)	American Medical Response - Dale Coyne Racing (F/L/B)	1:16.809	92.239	1	Contact	80 laps	3	3	18

Lap Leaders				Total Lead Laps		Race Information			Caution Flags		
Car	Driver	From	To	Total	Driver	From Lap	To Lap	Total Laps	Reason		
6	Bruno Junqueira	1	1	1	Paul Tracy	78					
1	Paul Tracy	2	58	57	Patrick Carpentier	2					
7	Patrick Carpentier	59	60	2	Bruno Junqueira	1					
1	Paul Tracy	61	81	21							

**Track Type/Length:** ROAD 1.968 Miles  
**Race Length:** 81 Laps; 159.408 Miles  
**Time of Race:** 1:44:12.348 \*\*  
**Average Speed:** 91.785 mph  
**Margin of Victory:** 5.681 sec

\*\* Indicates new race time record

Codes: Engine: F=Ford-Cosworth XFE; Chassis: L=Lola, R=Reynard; Tire: B=Bridgestone; (R) Designates a series rookie

© 2004 Champ Car Timing  
 Printed: April 18, 2004 3:57:20PM  
 Page 1 of 1



**Bridgestone Presents The Champ Car World Series Powered by Ford**  
 Toyota Grand Prix of Long Beach  
 Long Beach Street Circuit  
 Long Beach, California  
**Box Score**  
 April 13, 2003



**Race No. 3**

Track Length 1.968 Miles / 3.167 km

Fin Pos	Str Pos	Car Num	Driver	Residence (Country)	Sponsor (Engine/Chassis/Tire)	Qual Time	Qual Speed	Laps	Status	Lag	Race Pts	Tot. Pts	Seas Rank
1	2	3	Paul Tracy	Las Vegas, NV (CAN)	Player's/Indeck (F/L/B)	1:09.079	102.561	90	Running		21	64	1
2	7	51	Adrian Fernandez	Paradise Valley, AZ (MEX)	Tecate/Quaker State/Telmex (F/L/B)	1:08.784	103.001	90	Running	4.544	16	28	4
3	4	1	Bruno Junqueira	Miami, FL (BRZ)	PacifiCare/Ford-Cosworth/Lola/Bridgestone (F/L/B)	1:08.537	103.372	90	Running	13.651	14	38	2
4	14	12	Jimmy Vasser	Las Vegas, NV (USA)	American Spirit Team Johansson (F/R/B)	1:09.765	101.552	90	Running	21.040	12	20	5
5	11	55	Mario Dominguez	Mexico City, Mexico (MEX)	Herdez (F/L/B)	1:09.222	102.349	90	Running	22.191	10	10	11
6	6	32	Patrick Carpentier	Las Vegas, NV (CAN)	Player's/Indeck (F/L/B)	1:08.660	103.187	90	Running	22.680	8	18	7
7	12	31	Ryan Hunter-Reay (R)	Boca Raton, FL (USA)	American Spirit Team Johansson (F/R/B)	1:09.359	102.147	90	Running	25.703	6	7	13
8	10	15	Darren Manning (R)	Northampton, England (ENG)	Walker Racing (F/R/B)	1:09.135	102.478	90	Running	33.373	5	11	10
9	15	34	Mario Haberfeld (R)	Key Biscayne, FL (BRZ)	Mi-Jack (F/R/B)	1:10.014	101.191	90	Running	48.571	4	16	9
10	3	33	Alex Tagliani	Las Vegas, NV (CAN)	Johnson Controls (F/L/B)	1:08.371	103.623	89	Running	1 lap	3	17	8
11	16	7	Tiago Monteiro (R)	Miami, FL (POR)	Fittipaldi-Dingman Racing (F/R/B)	1:10.092	101.079	88	Running	2 laps	2	8	12
12	8	20	Oriol Servia	Miami, FL (SPN)	Visteon/Patrick Racing (F/L/B)	1:08.821	102.945	87	Mechanical	3 laps	1	2	18
13	13	27	Patrick Lemaire (R)	Paris, France (FRA)	PK Racing (F/L/B)	1:09.736	101.595	87	Running	3 laps	0	6	15
14	18	19	Joel Camathias (R)	Lugano, Switzerland (SWZ)	Dale Coyne Racing (F/L/B)	1:11.303	99.362	84	Running	6 laps	0	6	14
15	1	9	Michel Jourdain	Mexico City, Mexico (MEX)	Gigante (F/L/B)	1:08.177	103.918	83	Mechanical	7 laps	2	34	3
16	5	2	Sebastien Bourdais (R)	Miami, FL (FRA)	Lilly Ford Lola (F/L/B)	1:08.549	103.354	70	Mechanical	20 laps	0	5	16
17	9	4	Roberto Moreno	Weston, FL (BRZ)	Herdez (F/L/B)	1:09.028	102.637	36	Contact	54 laps	0	18	6
18	17	5	Rodolfo Lavín (R)	San Luis Potosí, Mexico (MEX)	Corona Competition Team (F/R/B)	1:11.082	99.671	35	Contact	55 laps	0	0	19
19	19	11	Alex Yoong (R)	Kuala Lumpur (MLY)	Dale Coyne Racing (F/L/B)	1:11.566	98.997	32	Contact	58 laps	0	4	17

Lap Leaders				Total Lead Laps		Race Information			Caution Flags		
Car	Driver	From	To	Driver	Total	Track Type/Length:	Miles	From Lap	To Lap	Total Laps	Reason
3	Paul Tracy	1	26	Michel Jourdain	48	ROAD	1.968	28	30	3	Car 27 Stopped on course
9	Michel Jourdain	27	56	Paul Tracy	33	Race Length:	90	33	35	3	Car 11 Contact
20	Oriol Servia	57	61	Oriol Servia	5	Time of Race:	1:56:01.792 **	37	40	4	Cars 5, 4 Contact
51	Adrian Fernandez	62	62	Sebastien Bourdais (R)	3	Average Speed:	91.590 mph				
2	Sebastien Bourdais (R)	63	65	Adrian Fernandez	1	Margin of Victory:	4.544 sec				
9	Michel Jourdain	66	83								** Indicates new race record
3	Paul Tracy	84	90								

Engine Legend: F=Ford-Cosworth; Chassis Legend: L=Lola, R=Reynard;  
 Tire Legend: B=Bridgestone; (R) Designates a series rookie

© 2003 Champ Car Timing  
 All Rights Reserved  
 Page 1 of 1



**FedEx Championship Series Race No. 2**  
 Toyota Grand Prix of Long Beach  
 Long Beach Street Circuit  
 Long Beach, California  
**Box Score**



April 14, 2002

Track Length 1.968 Miles / 3.167 km

Fin Pos	Str Pos	Car Num	Driver	Residence (Country)	Sponsor (Engine/Chassis/Tire)	Qual Time	Qual Speed	Laps	Status	Lag	Race Pts	Tot Pts	Seas Rank
1	15	39	Michael Andretti	Nazareth, PA (USA)	Motorola (H/R/B)	1:08.856	102.893	90	Running		21	22	2
2	1	8	Jimmy Vasser	Las Vegas, NV (USA)	Shell (F/L/B)	1:07.742	104.585	90	Running	0.466	17	17	6
3	18	22	Max Papis	Miami, FL (ITL)	ROCKWELL FIRST POINT (F/L/B)	1:09.212	102.364	90	Running	4.698	14	18	5
4	4	12	Kenny Brack	Indianapolis, IN (SWE)	Target (T/L/B)	1:08.126	103.996	90	Running	5.250	12	12	8
5	10	9	Michel Jourdain	Mexico City, Mexico (MEX)	Gigante (F/L/B)	1:08.647	103.206	90	Running	7.488	10	22	3
6	12	5	Toranosuke Takagi	Newport Beach, CA (JPN)	Pioneer/Denso Special (T/R/B)	1:08.754	103.046	90	Running	8.330	8	8	11
7	8	26	Paul Tracy	Las Vegas, NV (CAN)	KOOL Honda Reynard (H/R/B)	1:08.484	103.452	90	Running	10.129	6	11	9
8	2	6	Cristiano da Matta	Miami, FL (BRZ)	Chevron Toyota Lola (T/L/B)	1:07.745	104.580	90	Running	10.823	6	27	1
9	16	27	Dario Franchitti	Nashville, TN (SCT)	KOOL Honda Reynard (H/R/B)	1:08.915	102.805	90	Running	11.460	4	20	4
10	7	51	Adrian Fernandez	Paradise Valley, AZ (MEX)	Tecata/Quaker State/Teimex (H/L/B)	1:08.448	103.506	90	Running	35.789	3	5	15
11	13	17	Oriol Servia	Miami Beach, FL (SPN)	TBA (T/L/B)	1:08.778	103.010	79	Mechanical	11 laps	2	5	14
12	14	52	Shinji Nakano	Indianapolis, IN (JPN)	Alpine/Mitsuba (H/L/B)	1:08.817	102.951	73	Mechanical	17 laps	1	1	17
13	9	11	Christian Fittipaldi	Key Biscayne, FL (BRZ)	Eli Lilly Toyota Lola (T/L/B)	1:08.637	103.221	67	Mechanical	23 laps	0	14	7
14	17	16	Mario Dominguez (R)	Mexico City, Mexico (MEX)	Herdez (F/L/B)	1:09.212	102.364	62	Contact	28 laps	0	0	18
15	5	20	Townsend Bell (R)	San Luis Obispo, CA (USA)	Visteon/Patrick Racing (T/R/B)	1:08.267	103.781	57	Contact	33 laps	0	0	19
16	11	33	Alex Tagliani	Las Vegas, NV (CAN)	Player's/Indeck (F/R/B)	1:08.720	103.097	55	Contact	35 laps	0	10	10
17	3	4	Bruno Junqueira	Indianapolis, IN (BRZ)	Target (T/L/B)	1:08.097	104.040	51	Contact	39 laps	0	2	16
18	19	7	Scott Dixon	Indianapolis, IN (NZL)	TBA (T/L/B)	1:09.613	101.774	30	Mechanical	60 laps	0	8	12
19	20	32	Patrick Carpentier	Las Vegas, NV (CAN)	Player's/Indeck (F/R/B)	1:09.883	101.381	20	Mechanical	70 laps	0	6	13
20	6	10	Tony Kanaan	Miami, FL (BRZ)	Pioneer-Worldcom/Mo Nunn Racing (H/R/B)	1:08.411	103.562	16	Mechanical	74 laps	0	0	20

Lap Leaders				Total Lead Laps		Race Information			Caution Flags		
Car	Driver	From	To	Driver		Track Type/Length:	From Lap	To Lap	Total Laps	Reason	
6	Cristiano da Matta	1	17	Michael Andretti	43	ROAD 1.968 Miles	17	19	3	Car #10 Off Course	
12	Kenny Brack	18	18	Cristiano da Matta	30	Race Length: 90 Laps; 177.120 Miles	31	36	6	Car #7 off Mechanical	
6	Cristiano da Matta	19	31	Jimmy Vasser	14	Time of Race: 2:02:14.542	52	55	4	Car #3 Contact	
12	Kenny Brack	32	32	Kenny Brack	3	Average Speed: 86.935 mph	57	58	2	Cars #33 & #20 Contact	
39	Michael Andretti	33	46			Margin of Victory: 0.466 sec	63	65	3	Car #16 Contact	
8	Jimmy Vasser	47	60				81	82	2	Car #17 Mechanical	
12	Kenny Brack	61	61								
39	Michael Andretti	62	90								



FedEx Championship Series Race No. 2  
Toyota Grand Prix of Long Beach



Long Beach, California  
Box Score

April 08, 2001

Track Length 1.968 Miles

Fin Pos	Str Pos	Car Num	Driver	Residence(Country)	Sponsor(Engine/Chassis/Tire)	Qual Time	Qual Speed	Laps	Status	Lag	Race Pts	Tot. Pts	Seas Rank
1	1	3	Helio Castroneves	Miami, FL (BRZ)	Marlboro Team Penske Honda RI F (H/R/F)	1:08.556	103.343	82	Active		21	27	3
2	4	6	Cristiano da Matta	Miami, FL (BRZ)	Texaco/Havoline/Kmart/Toyota/Lola (T/L/F)	1:09.312	102.216	82	Active	0.534	16	37	1
3	5	1	Gil de Ferran	Ft. Lauderdale, FL (BRZ)	Marlboro Team Penske Honda RI F (H/R/F)	1:09.344	102.169	82	Active	1.787	14	30	2
4	12	26	Paul Tracy	Las Vegas, NV (CAN)	KOOL Honda Reynard (H/R/F)	1:10.073	101.106	82	Active	2.435	12	26	4
5	8	40	Jimmy Vasser	Las Vegas, NV (USA)	Patrick Racing (T/R/F)	1:09.807	101.491	82	Active	3.342	10	18	5
6	6	27	Dario Franchitti	Indianapolis, IN (SCT)	KOOL Honda Reynard (H/R/F)	1:09.366	102.136	82	Active	4.855	8	12	7
7	3	55	Tony Kanaan	Miami, FL (BRZ)	Hollywood (H/R/F)	1:09.223	102.347	82	Active	5.915	6	12	6
8	14	12	Nicolas Minassian (R)	Indianapolis, IN (FRA)	Target (T/L/F)	1:10.099	101.068	82	Active	6.749	5	7	10
9	28	4	Bruno Junqueira (R)	Indianapolis, IN (BRZ)	Target (T/L/F)	1:39.916	70.908	82	Active	7.565	4	4	11
10	15	77	Bryan Herta	Valencia, CA (USA)	Zakspeed/Forsythe Racing (F/R/F)	1:10.146	101.001	82	Active	11.169	3	3	13
11	22	20	Roberto Moreno	Weston, FL (BRZ)	Visteon Patrick Racing (T/R/F)	1:10.769	100.112	82	Active	11.588	2	2	14
12	23	52	Shinji Nakano	Indianapolis, IN (JPN)	Avex/Alpine Honda Reynard (H/R/F)	1:11.871	98.577	82	Active	12.364	1	1	16
13	7	16	Michel Jourdain Jr.	Indianapolis, IN (MEX)	Herdez (F/L/F)	1:09.589	101.809	82	Active	13.458	0	0	17
14	24	22	Oriol Servia	Bridgeview, IL (SPN)	Sigma Autosport (F/L/F)	1:11.919	98.511	82	Active	18.602	0	0	19
15	25	19	Michael Krumm (R)	Monte Carlo, Monaco (GER)	The Dark Dog Car (F/L/F)	1:11.974	98.436	82	Active	20.583	0	0	20
16	26	51	Adrian Fernandez	Phoenix, AZ (MEX)	Tecate/Quaker State/Telex/Honda/Reynard (H/R/F)	1:12.403	97.852	81	Active	--1lap--	0	0	22
17	13	7	Max Papis	Hilliard, OH (ITL)	Miller (F/L/F)	1:10.093	101.077	81	Active	--1lap--	0	1	15
18	11	33	Alex Tagliani	Las Vegas, NV (CAN)	Player's/Indeck (F/R/F)	1:10.013	101.193	81	Active	--1lap--	0	0	23
19	18	18	Scott Dixon (R)	Indianapolis, IN (NZL)	Powerware Panasonic PacWest Toyota (T/R/F)	1:10.303	100.775	81	Active	--1lap--	0	0	18
20	16	5	Toranosuke Takagi (R)	Los Angeles, CA (JPN)	Pioneer/DENSO Special (T/R/F)	1:10.202	100.920	74	Contact	--8laps--	0	3	12
21	21	25	Max Wilson (R)	Indianapolis, IN (BRZ)	winner B2B.com/Arciero/Brooke Racing Lola (P/L/F)	1:10.683	100.233	67	Contact	-15 laps--	0	0	25
22	19	17	Mauricio Gugelmin	Coral Gables, FL (BRZ)	Nextel PacWest Toyota (T/R/F)	1:10.670	100.252	59	Contact	-23 laps--	0	0	21
23	17	32	Patrick Carpentier	Las Vegas, NV (CAN)	Player's/Indeck (F/R/F)	1:10.272	100.820	53	Contact	-29 laps--	0	0	26
24	10	11	Christian Fittipaldi	Key Biscayne, FL (BRZ)	Kmart/Toyota/Lola (T/L/F)	1:09.999	101.213	47	Mechanical	-35 laps--	0	0	24
25	2	8	Kenny Brack	Hilliard, OH (SWE)	Shell (F/L/F)	1:09.097	102.534	31	Mechanical	-51 laps--	0	11	9
26	20	66	Alex Zanardi	Monte Carlo, Monaco (ITL)	Pioneer (H/R/F)	1:10.675	100.245	27	Mechanical	-55 laps--	0	0	27
27	27	21	Luiz Garcia Jr.	Brasilia, Brazil (BRZ)	Embratel 21 Special (F/L/F)	1:16.483	92.632	18	Mechanical	-64 laps--	0	0	28
28	9	39	Michael Andretti	Nazareth, PA (USA)	Motorola Honda Reynard (H/R/F)	1:09.853	101.424	3	Mechanical	-79 laps--	0	12	8

Lap Leaders

Car	Drive	From	To	Total
3	Helio Castroneves	1	82	82

Total Lead Laps

Driver	Laps
Helio Castroneves	82

Race Information

Track Length:	1.968 Miles
Laps:	82 ROAD
Time of Race:	1:52:17.779
Average Speed:	86.223 mph
Margin of Victory:	0.534 sec

Caution Flags

From Lap	To Lap	Total Laps	Reason
10	12	3	Contact/Spin Car 21
29	31	3	Spin Car 5
54	62	9	Contact 18, Contact 17
75	77	3	Contact 5



### FedEx Championship Series Race No. 3

Toyota Grand Prix of Long Beach  
Long Beach, California

#### Box Score Report

April 16, 2000

Fin Str	Car	Pos	Num	Driver / Residence (Country)	Sponsor / Car	Qual Time	Qual Speed	Laps	Status	Lag	Race Pnts.	Tot. Pnts.	Seas Rank
1	17	26		Paul Tracy /Las Vegas, Nevada (CAN)	KOOL Honda RI F	68.839	102.918	82	RUNNING				
2	9	3		Helio Castro-Neves /Miami, Florida (BRA)	Marlboro Team Penske Honda RI F Honda RI F	68.416	103.555	82	RUNNING	3.191	16	16	6
3	2	12		Jimmy Vasser /Las Vegas, Nevada (USA)	Target/Toyota Toyota LT F	67.703	104.645	82	RUNNING	3.298	14	26	2
4	11	33		Alexandre Tagliani (R)/Lachenaie, Quebec (CAN)	Player's/Indeck Ford Cos RI F	68.549	103.354	82	RUNNING	3.784	12	16	7
5	5	5		Bryan Herta /Valencia, California (USA)	Avex Honda Honda RI F	68.012	104.170	82	RUNNING	4.208	10	10	9
6	21	96		Oriol Servia (R)/Pals, Spain (ESP)	Telefonica Toyota-Reynard Toyota RI F	69.318	102.207	82	RUNNING	5.140	8	8	10
7	1	2		Gil de Ferran /Fort Lauderdale, Florida (BRA)	Marlboro Team Penske Honda RI F Honda RI F	67.494	104.969	82	RUNNING	5.549	8	18	5
8	20	18		Mark Blundell /Scottsdale, Arizona (ENG)	Motorola PacWest Mercedes-Benz Mercedes RI F	69.218	102.355	82	RUNNING	7.737	5	5	12
9	8	20		Roberto Moreno /Weston, Florida (BRA)	Visteon Patrick Racing Ford Cos RI F	68.317	103.705	82	RUNNING	9.925	4	20	4
10	16	17		Mauricio Gugelmin /Coral Gables, Florida (BRA)	Nextel PacWest Mercedes-Benz Mercedes RI F	68.821	102.945	81	RUNNING	-1 Lap	3	3	14
11	22	16		Michel Jourdain Jr. /Mexico City, Mexico (MEX)	Herdez Mercedes LT F	69.861	101.413	81	RUNNING	-1 Lap	2	2	16
12	25	25		Luiz Garcia jr. /Aventura, Florida (BRA)	Hollywood/Embratel/Tango/Banco Mercedes RI F	73.076	96.951	75	RUNNING	-7 Laps	1	1	18
13	23	19		Takuya Kurosawa (R)/Gotenba Shizuoka, Japan (J)	MTCI Ford Cos LT F	69.940	101.298	74	CONTACT	-8 Laps			21
14	14	6		Michael Andretti /Nazareth, Pennsylvania (USA)	Big Kmart/Texaco/Havoline Ford- Ford Cos LT F	68.604	103.271	73	FIRE	-9 Laps			22
15	18	10		Norberto Fontana (R)/Buenos Aires, Argentina (AR)	Della Penna VideoMatch Toyota/R Toyota RI F	68.948	102.756	65	CONTACT	-17 Laps			23
16	15	55		Tony Kanaan /Miami, Florida (BRA)	Hollywood/Mo Nunn Racing Mercedes RI F	68.679	103.158	53	CONTACT	-29 Laps		3	15
17	7	8		Kenny Brack (R)/Dublin, Ohio (SWE)	Shell Ford Cos RI F	68.291	103.744	53	CONTACT	-29 Laps			24
18	13	11		Christian Fittipaldi /Key Biscayne, Florida (BRA)	Big Kmart/Route 66 Ford-Cosworth Ford Cos LT F	68.591	103.291	48	FIRE	-34 Laps		6	11
19	3	1		Juan Montoya /Bogota, Colombia (COL)	Target/Toyota Toyota LT F	67.984	104.213	48	MECHANICAL	-34 Laps			1
20	6	7		Max Papis /Miami Beach, Florida (ITA)	Miller Lite Ford Cos RI F	68.086	104.057	39	CONTACT	-43 Laps		20	3
21	10	32		Memo Gidley /San Rafael, California (USA)	Player's/Indeck Ford Cos RI F	68.523	103.393	37	MECHANICAL	-45 Laps			27
22	24	34		Gualter Salles /Miami, Florida (BRA)	The Panasonic Car Ford Cos LT F	70.190	100.937	34	MECHANICAL	-48 Laps			25
23	19	27		Dario Franchitti /Pompano Beach, Florida (SCO)	KOOL Honda RI F	69.009	102.665	23	CONTACT	-59 Laps		2	17
24	4	40		Adrian Fernandez /Paradise Valley, Arizona (MEX)	Tecate/Quaker State/Patrick Rac Ford Cos RI F	68.007	104.178	10	CONTACT	-72 Laps			26
25	12	97		Cristiano da Matta /Miami, Florida (BRA)	Pioneer/MCI WorldCom Toyota-Rey Toyota RI F	68.566	103.328	0	MECHANICAL	-72 Laps		1	19
26		24		Tarso Marques /Curitiba, Brazil (BRA)	Panasonic TBA SW F	no time	no speed	0	WITHDRAWN				28

\* Lap added for a finish in the pits

Lap Leaders				Total Lead Laps		Race Information		Caution Flags			
Car #	Driver	From	To/Total	Driver		New Race Record		From Lap	To Lap	Total Laps	Reason
2	Gil de Ferran	1	30 / 30	Gil de Ferran	30	Track Length:	1.968 Miles	10	14	5	Contact Car 40
20	Roberto Moreno	31	33 / 3	Roberto Moreno	10	Laps:	82 Road	15	16	2	Spun Car 17
32	Memo Gidley	34	34 / 1	Memo Gidley	1	Time of Race:	1:57:11.132	39	42	3	Contact Car 7
6	Michael Andretti	35	47 / 13	Michael Andretti	13	Average Speed:	82.626 mph	53	57	4	Contact Car 8 & 55
20	Roberto Moreno	48	54 / 7	Takuya Kurosawa	7	Margin of Victory:	3.191 sec	66	69	4	Contact Car 10
19	Takuya Kurosawa	55	61 / 7	Paul Tracy	21			76	77	2	Contact 16 & 19
26	Paul Tracy	62	82 / 21								

Chassis Legend: RI=Reynard, SW=Swift, LT=Lola

Engine Legend: Ford Cos=Ford Cosworth, Honda=Honda Turbo V8, Mercedes=Mercedes-Benz, Toyota=Toyota

Tire Legend: F=Firestone

(R) = Rookie

Generated: April 16, 2000 3:36:44PM  
Printed: April 16, 2000 3:36:44PM

RBS



### FedEx Championship Series Race No. 3

Toyota Grand Prix of Long Beach  
Long Beach, California

#### Box Score Report

April 18, 1999

Fin Str	Car	Num	Driver / Residence (Country)	Sponsor / Car	Qual Time	Qual Speed	Laps	Status	Lag	Race Pnts.	Tot. Pnts.	Seas Rank
1	5	4	Juan Montoya (R)/Bogota, Colombia (COL)	Target Honda Honda RI F	61.388	106.966	85	RUNNING		20	23	7
2	2	27	Dario Franchitti /Pompano Beach, Florida (SCO)	KOOL Honda RI F	61.133	107.412	85	RUNNING	2.805	16	30	5
3	3	8	Bryan Herta /Valencia, California (USA)	Shell Ford Cos RI F	61.280	107.154	85	RUNNING	7.003	14	15	9
4	6	40	Adrian Fernandez /Paradise Valley, Arizona (MEX)	Tecate/Quaker State/Patrick Rac Ford Cos SW F	61.574	106.642	85	RUNNING	8.610	12	33	2
5	11	11	Christian Fittipaldi /Key Biscayne, Florida (BRA)	Big Kmart Ford-Cosworth Swift Ford Cos SW F	61.845	106.175	85	RUNNING	8.831	10	28	6
6	7	5	Gil de Ferran /Fort Lauderdale, Florida (BRA)	Valvoline/Cummins Special Honda RI G	61.617	106.568	85	RUNNING	13.566	8	33	3
7	13	6	Michael Andretti /Allentown, Pennsylvania (USA)	Kmart/Texaco/Havoline Ford-Cosworth Ford Cos SW F	61.996	105.917	85	RUNNING	15.594	6	32	4
8	8	99	Greg Moore /Maple Ridge, British Columbia (CAN)	Player's/Indeck Mercedes RI F	61.727	106.378	85	RUNNING	17.399	5	39	1
9	4	7	Max Papis /Miami Beach, Florida (ITA)	Miller Lite Ford Cos RI F	61.343	107.044	85	RUNNING	17.718	4	14	10
10	9	12	Jimmy Vasser /Las Vegas, Nevada (USA)	Target Honda Honda RI F	61.796	106.259	85	RUNNING	22.128	3	16	8
11	24	10	Richie Hearn /Henderson, Nevada (USA)	Budweiser Toyota SW F	63.049	104.148	85	RUNNING	23.521	2	5	16
12	15	20	PJ Jones /Scottsdale, Arizona (USA)	Visteon Patrick Racing Ford Cos SW F	62.082	105.770	84	RUNNING	-1 Lap	1	1	19
13	12	18	Mark Blundell /Scottsdale, Arizona (ENG)	Motorola PacWest Mercedes-Benz Mercedes RI F	61.954	105.988	84	RUNNING	-1 Lap	5	14	
14	14	17	Mauricio Gugelmin /Coral Gables, Florida (BRA)	Hollywood PacWest Mercedes-Benz Mercedes RI F	62.033	105.853	84	RUNNING	-1 Lap	8	12	
15	20	24	Scott Pruett /Granite Bay, California (USA)	Pioneer/MCI WorldCom Toyota Rey Toyota RI F	62.629	104.846	84	RUNNING	-1 Lap	1	23	
16	21	22	Robby Gordon /Orange, California (USA)	Johns Manville/Panasonic/Menard Toyota RI F	62.671	104.776	84	RUNNING	-1 Lap	5	15	
17	17	33	Patrick Carpentier /Indianapolis, Indiana (CAN)	Player's/Indeck Mercedes RI F	62.375	105.273	84	RUNNING	-1 Lap	6	13	
18	23	19	Michel Jourdain Jr. /Mexico City, Mexico (MEX)	The Herdez/Viva Mexico! Car Ford Cos LT F	62.927	104.349	82	FUEL	-3 Laps			25
19	18	9	Helio Castro-Neves /Sao Paulo, Brazil (BRA)	Hogan Motor Leasing, Inc Mercedes LT F	62.390	105.248	76	RUNNING	-9 Laps		4	17
20	16	25	Cristiano da Matta (R)/Miami, Florida (BRA)	MCI WorldCom Toyota Reynard Toyota RI F	62.139	105.673	75	CONTACT	-10 Laps			20
21	10	26	Paul Tracy /Las Vegas, Nevada (CAN)	KOOL Honda RI F	61.842	106.180	48	SUSPENSION	-37 Laps		2	18
22	1	44	Tony Kanaan /Miami, Florida (BRA)	McDonald's Championship Racing Honda RI F	61.109	107.454	45	CONTACT	-40 Laps	2	10	11
23	22	36	Alex Barron /Menifee, California (USA)	AAR Denso/Castrol Toyota Eagle Toyota EA G	62.821	104.526	34	BRAKES	-51 Laps			22
24	27	71	Luiz Garcia Jr. (R)/Sao Paulo, Brazil (BRA)	The Tang car Ford Cos RI F	65.451	100.325	28	OFF COURSE	-57 Laps			26
25	19	2	Tarso Marques (R)/Curitiba, Brazil (BRA)	99 Marlboro Penske Mercedes Mercedes PC G	62.458	105.133	24	CONTACT	-61 Laps			21
26	26	16	Shigeaki Hattori (R)/Laguna Niguel, California (JPN)	EPSON Bettenhausen Motorsports Mercedes RI G	63.623	103.208	21	CONTACT	-64 Laps			27
27	25	34	Gualter Salles /Miami, Florida (BRA)	Payton Coyne Racing/Refrigerant Ford Cos LT F	63.356	103.643	17	WING	-68 Laps			28

#### Lap Leaders

#### Total Lead Laps

#### Race Information

#### Caution Flags

Car #	Driver	From	To	Total	Driver
8	Bryan Herta	1	1	1	Bryan Herta
44	Tony Kanaan	2	45	44	Tony Kanaan
4	Juan Montoya	46	85	40	Juan Montoya

New Race Record		From	To	Total	Reason
Track Length:	1.824 Miles	Lap	Lap	Laps	
Laps:	85 Road	23	25	3	Car 16 Contact
Time of Race:	1:45:48.688	27	30	4	Cars 2, 24 and 9 Contact
Average Speed:	87.915 mph	46	51	6	Car 44 Contact
Margin of Victory:	2.805 sec	55	56	2	Car 20 Contact
		77	80	4	Car 25 Contact

Chassis Legend: PC=Penske, RI=Reynard, SW=Swift, LT=Lola, EA=Eagle

Engine Legend: Ford Cos=99 Ford Cosworth, Honda=Honda Turbo V8, Mercedes=Mercedes-Benz E3, Toyota=Toyota

Tire Legend: F=Firestone, G=Goodyear

(R) = Rookie

Generated: April 18, 1999 2:57:48PM  
Printed: April 18, 1999 2:58:05PM



© 1999 OMEGA TIMING - All Rights Reserved.  
http://www.omegatiming.com

RBS  
Page 1 of 1

**FedEx Championship Series Race No. 3  
Toyota Grand Prix of Long Beach  
Long Beach, California**

**Box Score Report  
April 5, 1998**

Fin Pos	Str Pos	Car Num	Driver / Residence (Country)	Sponsor/ Car	Qual Time	Qual Speed	Laps	Status	Lag	Race Pnts.	Tot. Pnts.	Seas Rank
1	11	1	Alex Zanardi / Monte Carlo, Monaco (ITA)	Target Reynard Honda RI Honda F	51.440	110.156	105	RUNNING		20	34	3
2	8	27	Dario Franchitti / Pompano Beach, Florida (SCO)	KOOL RI Honda F	51.366	110.314	105	RUNNING	2.917	16	25	4
3	1	8	Bryan Herta / New Albany, Ohio (USA)	Shell RI Ford Cos F	50.945 (M)	111.226	105	RUNNING	4.336	15	20	7
4	3	40	Adrian Fernandez / Paradise Valley, Arizona (MEX)	Tecate/Quaker State/Labatt RI Ford Cos F	51.057	110.982	105	RUNNING	5.885	12	41	1
5	13	21	Tony Kanaan (R)/ Sao Paulo, Brazil (BRA)	LCI Reynard Honda RI Honda F	51.466	110.100	105	RUNNING	15.905	10	18	8
6	14	99	Greg Moore / Maple Ridge, British Columbia (CAN)	Player's/Indeck RI Mercedes F	51.476	110.078	105	RUNNING	19.357	8	37	2
7	23	18	Mark Blundell / Scottsdale, Arizona (ENG)	Motorola PacWest Mercedes RI Mercedes F	52.196	108.560	105	RUNNING	21.158	6	10	14
8	20	12	Jimmy Vasser / Las Vegas, Nevada (USA)	Target Reynard Honda RI Honda F	51.786	109.420	105	RUNNING	24.602	5	11	12
9	15	16	Helio Castro-Neves (R)/ Sao Paulo, Brazil (BRA)	Alumax Aluminium RI Mercedes G	51.514	109.997	105	RUNNING	37.374	4	6	15
10	22	17	Mauricio Gugelmin / Fort Lauderdale, Florida (BRA)	Hollywood PacWest Mercedes RI Mercedes F	52.108	108.743	105	RUNNING	51.452	3	6	16
11	25	98	PJ Jones / Scottsdale, Arizona (USA)	Castrol-Degree-Toyota Reynard RI Toyota G	52.481	107.971	104	RUNNING	-1 Lap	2	2	19
12	7	20	Scott Pruett / Granite Bay, California (USA)	Visteon RI Ford Cos F	51.302	110.452	104	RUNNING	-1 Lap	1	11	11
13	4	34	Gualter Salles / Miami, Florida (BRA)	SmithKline Beecham RI Ford Cos F	51.076	110.941	104	RUNNING	-1 Lap	1	1	20
14	27	36	Alex Barron (R)/ Vista, California (USA)	Castrol-Degree-Toyota Reynard RI Toyota G	52.684	107.554	103	RUNNING	-2 Laps			23
15	21	77	Arnd Meier / Spartansburg, South Carolina (GER)	BAAN Business Software/Total Te Lola Ford Cos G	51.980	109.011	102	RUNNING				-3 Laps
16	28	15	Minmo Schiattarella / Monte Carlo, Monaco (ITA)	Hawaiian Tropic RI Mercedes G	52.686	107.550	101	CONTACT	-4 Laps			28
17	2	7	Bobby Rahal / New Albany, Ohio (USA)	Miller Lite RI Ford Cos F	51.036	111.028	101	RUNNING	-4 Laps			29
18	16	9	J J Lehto (R) / Monte Carlo, Monaco (FIN)	Hogan Motor Leasing, Inc RI Mercedes F	51.577	109.863	99	RUNNING	-6 Laps			24
19	29	24	Hiro Matsushita / San Clemente, California (JPN)	Panasonic-Duskin-Reynard-Toyota RI Toyota F	53.989	104.955	98	RUNNING	-7 Laps			27
20	5	5	Gil de Ferran / Fort Lauderdale, Florida (BRA)	Valvoline/Cummins Special RI Honda G	51.092	110.906	94	TRANSMISSION	-11 Laps	1	21	6
21	6	6	Michael Andretti / Nazareth, Pennsylvania (USA)	Kmart/Texaco/Havoline SW Ford Cos G	51.293	110.471	55	CONTACT	-50 Laps			5
22	17	3	Andre Ribeiro / Sao Paulo, Brazil (BRA)	98 Marlboro Penske Mercedes PC Mercedes G	51.679	109.646	55	OIL LEAK	-50 Laps			4
23	19	10	Fichie Hearn / Henderson, Nevada (USA)	Budweiser/Ralphs Swift Ford SW Ford Cos F	51.732	109.534	53	TRANSMISSION	-52 Laps			21
24	24	25	Max Papis / Rancho Santa Margarita, CA (ITA)	MCI Racing Reynard-Toyota RI Toyota F	52.452	108.030	37	CONTACT	-68 Laps			22
25	9	26	Paul Tracy / Parker, Arizona (CAN)	KOOL RI Honda F	51.391	110.261	19	CONTACT	-86 Laps			10
26	12	11	Christian Fittipaldi / Key Biscayne, Florida (BRA)	Kmart SW Ford Cos G	51.446	110.143	19	CONTACT	-86 Laps			12
27	18	19	Michel Jourdain Jr. / Mexico City, Mexico (MEX)	Herdez/Viva Mexico! RI Ford Cos F	51.728	109.542	14	CONTACT	-91 Laps			31
28	26	33	Patrick Carpenier / Indianapolis, Indiana (CAN)	Players/Indeck RI Mercedes F	52.562	107.804	8	CONTACT	-97 Laps			2
29	10	2	Al Unser Jr / Albuquerque, New Mexico (USA)	98 Marlboro Penske Mercedes PC Mercedes G	51.426	110.186	0	CONTACT				16

**Lap Leaders**

**Total Lead Laps**

**Race Information**

**Caution Flags**

Car	Driver	From	To	Total	Driver	Total	Track Length:	1.574 Miles	From	To	Total	Reason
8	Bryan Herta	1	20	20	Bryan Herta	26	Laps:	105 Road	Lap	Lap	Laps	
9	J J Lehto	21	25	5	J J Lehto	5	Time of Race:	1:51:29.113	1	3	3	Contact Cars 2 +16
16	Helio Castro-Neves	26	39	14	Helio Castro-Neves	16	Average Speed:	88.946 mph	15	18	4	Contact Car 19
5	Gil de Ferran	40	80	41	Gil de Ferran	51	Margin of Victory:	2.917 sec	20	23	4	Contact Cars 11+26
16	Helio Castro-Neves	81	82	2	Dario Franchitti	2			26	28	3	Contact Cars 6+7+98
5	Gil de Ferran	83	92	10	Adrian Fernandez	1			30	33	4	Contact multiple cars
8	Bryan Herta	93	93	1	Greg Moore	2			39	42	4	Contact Car 25
27	Dario Franchitti	94	95	2	Alex Zanardi	2			55	61	7	Contact Car 6
40	Adrian Fernandez	96	96	1								
99	Greg Moore	97	98	2								
8	Bryan Herta	99	103	5								
1	Alex Zanardi	104	105	2								

RSLBGP98.DOC

**PPG CART World Series Race No. 3**  
**Toyota Grand Prix of Long Beach**  
**Long Beach, California**  
**Provisional Box Score Report**  
**April 13, 1997**

Fin Pos	Stir Num	Car Num	Driver Residence (Country)	Sponsor / Car	Qual Time	Qual Speed	Laps	Status	Lag	Race Pnts.	Tot. Pnts.	Seas. Rank	
1	2	4	Alex Zanardi / Monte Carlo, Monaco (ITA)	Target Reynard Honda R**I Honda F	51.665	110.512	105	RUNNING		21	41	2	
2	3	17	Mauricio Gugelmin / Fort Lauderdale, Florida (BRA)	Hollywood R**I Mercedes F	51.745	110.341	105	RUNNING	3.820	16	24	5	
3	4	20	Scott Pruett / Crystal Bay, Nevada (USA)	Brahma R**I Ford Cos F	51.795	110.235	105	RUNNING	15.459	14	44	1	
4	15	2	Al Unser Jr. / Albuquerque, New Mexico (USA)	97 Marlboro Penske Mercedes PC Mercedes G	52.653	108.438	105	RUNNING20.528	12	12	9		
5	13	27	Parker Johnstone / Brush Prairie, Washington (USA)	KOOL R**I Honda F	52.186	109.409	105	RUNNING	20.901	10	15	8	
6	7	8	Bryan Herta / New Albany, Ohio (USA)	Shell R971 Ford Cos G	52.016	109.766	105	RUNNING	24.089	8	11	11	
7	11	3	Paul Tracy / Paradise Valley, Arizona (CAN)	97 Marlboro Penske Mercedes PC Mercedes G	52.067	109.659	105	RUNNING	25.242	6	23	6	
8	12	40	Raul Boesel / Key Biscayne, Florida (BRA)	Brahma R**I Ford Cos F	52.070	109.652	105	RUNNING	26.194	5	11	12	
9	10	1	Jimmy Vasser / Las Vegas, Nevada (USA)	Target Reynard Honda R**I Honda F	52.046	109.703	105	RUNNING	29.381	4	19	7	
10	8	7	Bobby Rahal / New Albany, Ohio (USA)	Miller Lite R971 Ford Cos G	52.020	109.758	105	RUNNING	30.626	3	6	14	
11	20	32	Adrian Fernandez / West Bloomfield, Michigan (MEX)	Tecate/Quaker State Lola-Honda LT Honda F	53.210	107.303	105	RUNNING	37.584	2	4	18	
12	17	9	Dario Franchitti (R) / Blackburn, West Lothian (SCO)	Hogan Racing R971 Mercedes F	52.825	108.085	105	RUNNING	43.939	1	5	16	
13	14	18	Mark Blundell / Scottsdale, Arizona (GBR)	Motorola R**I Mercedes F	52.609	108.529	104	RUNNING	-1 Lap		5	15	
14	19	31	Andre Ribeiro / Sao Paulo, Brazil (BRA)	LCI/Marlboro Lola-Honda LT Honda F	52.980	107.769	104	RUNNING	-1 Lap		9	13	
15	21	16	Patrick Carpentier (R) / Indianapolis, Indiana (CAN)	Alumax J971 Mercedes G	53.213	107.297	104	RUNNING	-1 Lap		4	17	
16	24	99	PJ Jones / Rolling Hills, California (USA)	Castrol-Jockey R**I Toyota G	53.477	106.767	103	RUNNING	-2 Laps			22	
17	22	19	Michel Jourdain Jr. / Mexico City, Mexico (MEX)	Herdez/Mexlub/Viva Mexico! LT Ford Cos F	53.281	107.160	102	ENGINE	-3 Laps			24	
18	18	77	Gualter Salles (R) / Miami, Florida (BRA)	INDUSVAL R**I Ford Cos G	52.838	108.059	99	HANDLING	-6 Laps			21	
19	25	34	Paul Jasper (R) / Lake Forest, Illinois (USA)	Hype LT Ford Cos F	53.478	106.765	99	RUNNING	-6 Laps			25	
20	27	24	Hiro Matsushita / San Clemente, California (JPN)	Panasonic Duskin R**I Toyota F	56.167	101.654	96	RUNNING	-9 Laps			26	
21	1	5	Gil De Ferran / Fort Lauderdale, Florida (BRA)	Valvoline/Cummins Special R**I Honda G	51.293	(M)111.313	93	SUSPENSION	-12 Laps	1	11	10	
22	5	6	Michael Andretti / Nazareth, Pennsylvania (USA)	Kmart Texaco/Havoline SW Ford Cos G	51.834	110.152	70	HANDLING	-35 Laps			35	3
23	9	99	Greg Moore / Maple Ridge, British Columbia (CAN)	Player's/Indeck R**I Mercedes F	52.035	109.726	60	FUEL PUMP	-45 Laps28			4	
24	6	11	Roberto Moreno / Brasilia, Brazil (BRA)	Data Control SW Ford Cos G	51.911	109.988	48	CONTACT	-57 Laps			29	
25	26	25	Max Papis / Newport Beach, California (ITA)	MCI R**I Toyota F	54.336	105.080	39	ENGINE	-66 Laps20				
26	23	36	Juan Fangio II / Miami, Florida (ARG)	Castrol-Jockey R-1 Toyota G	53.458	106.805	27	ELECTRICAL	-78 Laps27				
27	16	21	Richie Hearn / Henderson, Nevada (USA)	Ralphs-Food 4 Less LT Ford Cos G	52.654	108.436	3	ENGINE	-102 Laps2			19	
		64	Dennis Vitolo / Fort Lauderdale, Florida (USA)	SmithKline Beecham LT Ford Cos G			0	WITHDRAWN					

**Lap Leaders**

**Total Lead Laps**

**Race Information**

**Caution Flags**

Car #	Driver	From	To	Total	Driver	Laps	Track Length:	1:46:17.792	From	To	Total	Reason
5	Gil De Ferran	1	25	25	Gil De Ferran	26	Laps:	105	Lap	Lap	Laps	
40	Raul Boesel	26	39	14	Raul Boesel	27	Time of Race:	1:46:17.792	16	21	6	Car 11
4	Alex Zanardi	40	68	29	Alex Zanardi	41	Average Speed:	93.999	25	28	4	Car 99
5	Gil De Ferran	69	69	1	Jimmy Vassar	11	Margin of Victory:	3.820 sec	41	44	4	Car 25
40	Raul Boesel	70	82	13					51	55	5	Car 11
1	Jimmy Vasser	83	93	11								
4	Alex Zanardi	94	105	12								

Chassis Legend: LT=Lola T9700, PC=97 Penske, R971=Reynard 971, R-1 Reynard, SW=Swift 007.I  
(M) Marlboro Pole Award, (R) Rookie  
Engine Legend Ford Cos=Ford Cosworth XD. Honda=Honda HHR, Mercedes=Mercedes Benz IC 108D. Toyota=Toyota  
Tire Legend F=Firestone, G=Goodyear

RSLBGP97.DOC

PPG Indy Car World Series Race No. 4  
 Toyota Grand Prix of Long Beach  
 Long Beach, California  
 Provisional Box Score Report  
 April 14, 1996

Laps: 105		Track Length: 1.586 Miles									
Fin	Str	Car	Driver/Residence(Country)	Sponsor/Car	Qual Time	Qual Speed	Laps	Status	Pts	Tot Pts	
1	3	12	JIMMY VASSER / SAN FRANCISCO, CA (USA)	Target Reynard Honda R961 Honda (F)	52.365	109.034*	105	96.039 Mph*	20	67	
2	6	49	PARKER JOHNSTONE / REDMOND, OR (USA)	Motorola Reynard Honda R961 Honda (F)	52.651	108.442	105	3.447 Sec	16	16	
3	9	2	AL UNSER JR / ALBUQUERQUE, NM (USA)	96 Marlboro Penske Mercedes PC96 (G)	52.796	108.145	105	4.409 Sec	14	39	
4	4	3	PAUL TRACY / PARADISE VALLEY, AZ (CAN)	96 Marlboro Penske Mercedes PC96 (G)	52.521	108.711	105	5.000 Sec	12	14	
5	1	8	GIL DE FERRAN / CARMEL, IN (BRZ)	Pennzoil Special R961 Honda (G)	52.208(M)	109.363	105	32.073 Sec	12	33	
6	13	32	ADRIAN FERNANDEZ / BLOOMFIELD, MI (MEX)	Tecate/Quaker State Lola Honda LT96 Honda (F)	52.895	107.942	105	36.322 Sec	8	10	
7	12	6	MICHAEL ANDRETTI / NAZARETH, PA (USA)	Kmart Texaco Havoline Lola LT96 Ford Cos (G)	52.871	107.991	104	Running	6	10	
8	18	34	ROBERTO MORENO / BRASILIA (BRZ)	The Data Control/ Mi-Jack Car LT96 Ford Cos (F)	53.219	107.285	104	Running	5	10	
9	24	10	EDDIE LAWSON (R) / LAKE HAVASU, AZ (USA)	Delco Electronics LT96 Mercedes (G)	54.091	105.555	104	Running	4	10	
10	22	44	RICHIE HEARN (R) / CANYON COUNTRY, CA (USA)	Ralph's/Food 4 Less R951 Ford Cos	53.433	106.855	103	Running	3	3	
11	5	20	SCOTT PRUETT / CRYSTAL BAY, NV (USA)	Firestone Patrick Racing LT96 Ford Cos (G)	52.557	108.636	103	Running	2	44	
12	17	28	BRYAN HERTA / VALENCIA, CA (USA)	Shell R961 Mercedes (G)	53.187	107.349	100	Running	1	4	
13	7	5	ROBBY GORDON / ORANGE, CA (USA)	Valvoline/Cummins/Craftsman R961 Ford Cos (G)	52.754	108.231	98	Running	0	14	
14	21	18	BOBBY RAHAL / NEW ALBANY, OH (USA)	Miller R961 Mercedes (G)	53.362	106.997	98	Running	0	18	
15	11	17	MAURICIO GUGELMIN / FT LAUDERDALE, FL (BRZ)	Hollywood PacWest Racing R961 Ford Cos (G)	52.864	108.005	97	Running	0	12	
16	16	1	PAUL BOESEL / KEY BISCAYNE, FL (BRZ)	Brahma Sports Car R961 Ford Cos (G)	53.026	107.676	90	Running	0	6	
17	28	64	DENNIS VITOLO / FT LAUDERDALE, FL (USA)	SmithKlein Beecham Pacesetter R951 Ford Cos (G)		55.850102.231	87	Electrical			
18	19	21	TEO FABI / MONTE CARLO, MONACO	VISA/PacWest Racing Group R961 Ford Cos (G)	53.221	107.281	86	Clutch	0	0	
19	20	16	STEFAN JOHANSSON / INDIANAPOLIS, IN (SWE)	Alumax Aluminum R961 Mercedes (G)	53.343	107.036	50	Engine	0	8	
20	14	9	EMERSON FITTIPALDI / KEY BISCAYNE, FL (BRZ)	96 Marlboro Hogan Penske Mereds PC96 (G)	52.917	107.897	48	Contact	0	2	
21	10	11	CHRISTIAN FITTIPALDI / MIAMI, FL (BRZ)	Kmart Budweiser Lola LT96 Ford Cos (G)	52.807	108.122	47	Contact	0	28	
22	8	99	GREG MOORE (R) / MAPLE RIDGE, BC (CAN)	Player's Ltd./Indeck R961 Mercedes (F)	52.761	108.216	47	Contact	0	20	
23	27	22	MICHEL JOURDAIN JR (R) / MEXICO CITY (MEX)	Herdez LT96 Ford Cos (G)	55.808	102.308	46	Radiator	0	0	
24	2	4	ALEX ZANARDI (R) / MONTE CARLO, MONACO (ITA)	Target Reynard Honda R961 Honda (F)	52.257	109.260	39	Contact	0	14	
25	26	36	JUAN MANUEL FANGIO II / MIAMI, FL (ARG)	All American Racers AAR MK-V Toyota (G)	54.549	104.669	29	Oil Leak	0	0	
26	23	25	JEFF KROSNOFF (R) / LA CANADA, CA (USA)	Arciero-Wells Racing R961 Toyota (F)	53.923	105.884	23	Engine	0	0	
27	15	31	ANDRE RIBEIRO / SAO PAULO (BRZ)	LCI International Lola Honda LT96 Honda (F)	52.951	107.828	4	Contact	0	25	
28	25	19	HIRO MATSUSHITA / SAN CLEMENTE, CA (JPN)	Panasonic/Duskin LT96 Ford Cos (F)	54.343	105.066	1	Electrical	0	3	

(M)-Marlboro Pole Award (\$10,000), (R)=Rookie  
 Chassis Legend: EMKV=Eagle LT=Lola, PC=Penske, R\*\*=Reynard Engine Legend. Ford Cos= Ford Cosworth XB, Honda= Honda Indy V8, Mercedes= Mercedes-Benz IC108, Toyota -Toyota Indy  
 Tire Legend: F -Firestone. G -Goodyear

\*1997 Track remeasured to 1.586 (previous:1.590) \* All Speeds recalculated to match new MPH Leaders

Total Lead Laps				Total Laps		Time of Race		Yellow Flags			
Car #	Driver	From	To Total	Gil De Ferran	100 Laps	Average Speed	1 hour 44 min 2.383 sec	From Lap	To Lap	Total	Reason
8	Gil De Ferran	1	38 38	Alex Zanardi	1 Lap	96.039 Mph		39	44	6	Contact cars #4, #18
4	Alex Zanardi	39	39 1	Jimmy Vasser	4 Laps	Margin of Victory: 3.447 sec		53	6		Contact cars #11, #59
8	Gil De Ferran	40	101 62					71	74	4	Contact car #5
12	Jimmy Vasser	102	105 4					Total Yellow Laps	16		

RSLBGP96.DOC

PPG IndyCar World Series Race No. 3  
 Toyota Grand Prix of Long Beach  
 Long Beach, CA  
 Provisional Box Score Report  
 April 9, 1995

Track Length: 1.586 Miles\*

Fin	Str	Car	Driver/Residence	Sponsor/Car	Qual Time	Qual Speed	Laps	Status	Pts	Tot Pts
1	4	1	AL UNSER JR / ALBUQUERQUE, NM	Marlboro Penske Mercedes PC95 Mercedes	52.774	108.190*	105	91.212 Mph*	21	34
2	10	20	SCOTT PRUETT / CRYSTAL BAY, NV	Patrick Racing LT95 Ford Cos	53.145	107.434	105	90.893 Mph	16	46
3	7	33	TEO FABI / MONTE CARLO, MONACO	Combustion Engineering/Indeck R95I Ford Cos	52.881	107.971	105	90.715 Mph	14	20
4	18	14	EDDIE CHEEVER / ASPEN, CO	A.J. Foyt Copenhagen Race Team LT95 Ford Cos	53.721	106.282	104	Stopped On Course	12	18
5	5	18	MAURICIO GUGELMIN / FT. LAUDERDALE, FL	Hollywood/PacWest R95I Ford Cos	52.778	108.181	104	Running	10	38
6	24	16	STEFAN JOHANSSON / INDIANAPOLIS, IN	Team Alumax PC94 Mercedes	54.253	105.240	104	Running	8	8
7	22	19	ERIC BACHELART / BRUSSELS, BELGIUM	The AGFA Car LT94 Ford Cos	54.047	105.589	104	Running	6	6
8	20	34	ALESSANDRO ZAMPEDRI / BRESCIA, ITALY	The MI-JACK Car LT94 Ford Cos	53.839	106.049	104	Running	5	5
9	1	6	MICHAEL ANDRETTI / NAZARETH, PA	Kmart/Texaco Havoline Lola LT95 Ford Cos	52.482(M)	108.792	104	Running	5	29
10	17	17	DANNY SULLIVAN / ASPEN, CO	VISA/PacWest R95I Ford Cos	53.645	106.433	104	Running	3	17
11	19	22	CARLOS GUERRERO (R) / MEXICO CITY, MEXICO	Herdez/Bufalo/McCormick LT95 Ford Cos	53.835	106.057	104	Running	2	2
12	21	31	ANDRE RIBEIRO (R) / SAO PAULO, BRAZIL	LCI Reynard Honda R95I Honda	53.848	106.031	104	Running	1	1
13	23	55	MARCO GRECO / COSTA MESA, CA	Brastemp Lola Indy Car LT95 Mercedes	54.233	105.279	104	Running	0	0
14	12	15	CHRISTIAN FITTIPALDI (R) / SAO PAULO, BRAZIL	Marlboro/Chapeco Special R95I Ford/Cos	53.264	107.194	103	Stopped On Course	0	13
15	26	64	FRANCK FREON (R) / PARIS, FRANCE	No-Touch/Van Dyne/Marcelo/PHOS R941 Ford Cos	54.714	104.353	103	Running	0	0
16	13	11	RAUL BOESEL / KEY BISCAYNE, FL	The Duracell Charger LT95 Mercedes	53.295	107.132	100	Running	0	21
17	28	99	DEAN HALL / SQUAW VALLEY, CA	Subway LT-95 Ford Cos	56.023	101.915	99	Running	0	2
18	16	10	ADRIAN FERNANDEZ / LA JOLLA, CA	Teate Beer/Quaker State Lola LT95 Mercedes	53.585	106.552	99	Running	0	3
19	27	25	HIRO MATSUSHITA / SAN CLEMENTE, CA	Panasonic/Duskin/Arclero Wines R941 Ford Cos	55.910	102.121	86	Running	0	2
20	9	2	EMERSON FITTIPALDI / KEY BISCAYNE, FL	Marlboro Penske Mercedes PC95 Mercedes	53.035	107.657	85	Engine	0	15
21	6	9	BOBBY RAHAL / DUBLIN, OH	Miller Genuine Draft LT95 Mercedes	52.876	107.981	77	Transmission	0	30
22	14	5	ROBBY GORDON / ORANGE, CA	Valvoline/Cummins Special R951 Ford/Cos	53.359	107.003	57	Engine	0	20
23	8	12	JIMMY VASSER / DISCOVERY BAY, CA	Target/STP Indy Car R95I Ford Cos	53.002	107.724	45	Engine	0	5
24	25	7	ELISEO SALAZAR (R) / INDIANAPOLIS, IN	Cristal/Mobil 1/Copec LT95 Ford Cos	54.623	104.527	39	Electrical	0	3
25	11	27	JACQUES VILLENEUVE / MONTREAL, QUE, CANADA	Playe's Ltd. R95I Ford Cos	53.241	107.241	34	Transmission	0	30
26	15	4	BRYAN HERTA / VALENCIA, CA	Target/Scotch Video Indy Car R951 Ford Cos	53.416	106.889	28	Contact	0	4
27	3	8	GIL DE FERRAN (R) / INDIANAPOLIS, IN	Pennzoil Special R911 Mercedes	52.766	108.206	16	Contact	0	2
28	2	3	PAUL TRACY / PARADISE VALLEY, AZ	Kmart/Budweiser Lola LT95 Ford Cos	52.581	108.587	16	Contact	0	32

(M) - Marlboro Pole Award, (R) - Rookie

Chassis Legend: LT-Lola, FC-Penske, R\*\*I-Reynard Engine Legend: ILMor V8-Ilmor Indy V8, Cos DFS-Cosworth DFS, Ford/Cos-Ford Cosworth XB, Honda V8-Honda Indy V8

\* 1997 Track remeasured to 1.586 (previous:1.590) \* All Speeds recalculated to match new length.

Time of Race: 1 hour 49 min 32.667 sec Average Speed: 91.212 Mph\* Margin of Victory: 23.125 sec

Did Not Start Legend: Dng=Did Not Grid, Dnp=Did Not Participate, Dnq=Did Not Qualify

Lap Leaders			
Car#	Driver	From	To Total
6	Michael Andretti	1	16 16
33	Teo Fabi	17	29 13
1	Al Unser Jr	30	63 34
9	Bobby Rahal	64	64 1
6	Michael Andretti	65	65 1
1	Al Unser Jr	66	105 40

Total Lead Laps		
Driver	Laps	Total
Michael Andretti	17	Laps
Teo Fabi	13	Laps
Al Unser Jr	74	Laps
Bobby Rahal	1	Lap

Yellow Flags				Reason
From Lap	To Lap	Total		
1	1	1		Started under Yellow
16	23	8		Contact cars #3, #8
30	33	4		Contact car #4
35	37	3		Car #27 stopped on course
79	82	4		Car #9 stopped on course
Total Yellow Laps			20	

RSLBGP95.DOC

PPG Indy World Series Race No. 3  
 Grand Prix of Long Beach  
 Long Beach, CA  
 Provisional Box Score Report  
 April 17, 1994

Laps 105			Track Length: 1.586 Miles*							
Fin	Str	Car	Driver / Residence	Sponsor / Car	Qual	Qual	Laps	Status	Pt	Tot
Pos	Pos	Num			Time	Speed				Pts
1	2	31	AL UNSER JR. / ALBUQUERQUE, NM	Marlboro Penske 94 Ilmor V8	52.801	108.134*	105	99.034Mph*	21	37
2	4	1	NIGEL MANSELL / CLEARWATER, FL	Kmart Texaco Havoline LT94 Ford/Cos	52.915	107.901	105	98.397Mph	16	35
3	5	9	ROBBY GORDON / ORANGE, CA	Valvoline/Cummins Special LT94 Ford/Cos	52.998	107.732	105	98.282Mph	14	20
4	7	5	RAUL BOESEL / KEY BISCAYNE, FL	Duracell Fuji Film Mobil Sadta LT94 Ford/Cos	53.579	106.564	104	Running	12	17
5	6	6	MARIO ANDRETTI / NAZARETH, PA	Kmart/Scotch Havoline LT94 Ford/Cos	53.577	106.346	104	Running	10	24
6	9	8	MICHAEL ANDRETTI / NAZARETH, PA	Target/Scotch Video R941 Ford/Cos	53.689	106.391	104	Running	8	29
7	8	88	NAURICIO GUGELMIN / CORTIBA, BRAZIL	Hollywood R941 Ford/Cos	53.666	105.429	104	Running	6	14
8	19	7	ADRIAN FERNANDEZ / MEXICO CITY, MEXICO	Tecate-Quaker State R941 Ilmor V8	54.156	106.140	104	Running	5	8
9	12	11	TEO FABI / MILAN, ITALY	Pennzoil R94 Ilmor V8	53.793	106.213	104	Running	4	10
10	10	16	STEFAN JOHANSSON / MONTE CARLO, MONACO	Alumax Aluminum PC93 Ilmor V8	53.756	105.747	102	Fuel	3	25
11	16	28	ARIE LUYENDYK / ROSMALEN, NETHERLANDS	Eurosport-Boost Monaco LT94 Ilmor V8	53.993	103.824	102	Running	2	2
12	27	64	FRANK FREON (R) / PARIS, FRANCE	Marcelo Group Lola LT93 Ford/Cos	54.993	103.508	101	Running	1	1
13	29	76	ROBBIE GROFF (R) / LOS ANGELES, CA	Conдор PC93 Ilmor C+	55.161	104.858	100	Fuel	0	0
14	25	14	DAVY JONES / LAKE TAHOE, NV	A.J. Foyt Copenhagen Race Team LT94 Ford/Cos	54.451	105.975	100	Running	0	1
15	14	12	JACQUES VILLENEUVE (R) / MONTE CARLO, MONACO	Player's Ltd R941 Ford/Cos	53.877	104.009	100	Running	0	0
16	26	19	ROBBIE BUHL / GROSSE PT., MI	The MI-JACK Car LT93 Ford/Cos	54.895	105.524	92	Transmission	0	0
17	17	17	DOMINIC DOBSON / BELLEVUE, WA	PacWest Racing Group LT94 Ford/Cos	54.107	105.791	91	Running	0	1
18	22	24	WILLY T RIBBS / SAN JOSE, CA	Service Merchandise/Bill Cosby LT94 Ford/Cos	54.287	105.174	80	Exhaust Sys	0	0
19	15	40	SCOTT GOODYEAR / INDIANAPOLIS, IN	Budweiser King LT94 Ford/Cos	53.958	105.816	80	Transmission	0	5
20	1	3	PAUL TRACY / WEST HILL, ONTARIO, CANADA	Marlboro Penske 94 Ilmor V8	52.780(M)	108.177	75	Transmission	0	2
21	3	2	EMERSON FITTIPALDI / KEY BISCAYNE, FL	Marlboro Penske 94 Ilmor V8	52.849	108.036	66	Transmission	0	37
22	20	50	ALESSANDRO ZAMPEDRI (R) / BRESCIA, ITALY	AGIP-Dinema-Herollon-Fluoril LT93 Ilmor C +	54.169	105.403	55	Exhaust Sys	0	0
23	13	25	MARCO GRECO / SAO PAULO, BRAZIL	Arclero Project Indy LT94 Ford/Cos	53.793	106.140	40	Contact	0	0
24	23	18	JIMMY VASSER / DISCOVERY BAY, CA	Conseco/STP R941 Ford/Cos	54.297	105.155	36	Suspension	0	22
25	18	15	MARK SMITH / MCMINNVILLE, OR	Craftsman Tools Special LT94 Ford/Cos	54.150	105.440	29	Contact	0	0
26	28	45	CLAUDE BOURBONNAIS (R) / ILE PERROT, QUE, CANADA	Plaver's-INDECK- Losl X X LT93 Ilmor C+	55.008	103.796	24	Exhaust Sys	0	0
27	24	10	MIKE GROFF / WORTHINGTON, OH	Motorola LT94 Honda V8	54.359	105.035	19	Contact	0	13
28	21	71	SCOTT SHARP (R) / WILTON, CT	PacWest Racing Group LT94 Ford/Cos	54.271	105.205	11	Engine	0	6
29	30	23	BUDDY LAZIER / VAIL, CO	Financial World Magazine LT93 Ilmor C+	55.418	103.027	6	Exhaust Sys	0	0
30	11	4	BOBBY RAHAL / DUBLIN, OH	Miller Genuine Draft L94 Honda V8	53.774	106.178	3	Broken Oil Line	0	0
		22	HIRO MATSUSHITA / SAN CLEMENTE, CA	Panasonic Duskin LT94 Ford/Cos	56.424	101.191	0	Dns-Dnq	0	0
		55	DAVID KUDRAVE / LOS ANGELES, CA	AGIP-Hawaiian -Tropic Ratln X LT92 Ilmor V8/A	56.644	100.798	0	Dns-Dnq	0	0
		39	JOHNNY UNSER / KETCHUM, ID	Dale Coyne Racing LT92 Ilmor C+	57.978	98.479	0	Dns-Dnq	0	0

M=Marlboro Pole Award (R) = Rookie Chassis Legend: LT=Lola, PC=Penske. R\*\*=Reynard Engine Legend: Ilmor V8 = Ilmor Indy V8, Cos DFS=Cosworth DFS, Ford/Cos =Ford Cosworth XB, Honda V8 =Honda Indy V8

\* 1997 Track remeasured to 1.586 (previous: 1.590) \* All Speeds recalculated to match new length.

Time of Race: 1 hour 40 min 53.582 \*\* New Track Record Average Speed:99.034 Mph Margin of Victory-39.107 sec Did Not Start Legend: Dng=Did Not Grid, Dnq=Did Not Qualify

Lap Leaders				Total Lead Laps				Yellow Flags			
Driver	From	To	Total	Driver	Laps	From Lap	To Lap	Total	Reason		
Paul Tracy	1	20	20	Paul Tracy	20	47	51	5	Contact Car 25		
Al Unser Jr	21	39	19	Al Unser Jr	61						
Emerson Fittipaldi	40	41	2	Emerson Fittipaldi	22						
AJ Unser Jr	42	42	1	Robby Gordon	2						
Emerson Fittipaldi	43	62	20								
Al Unser Jr	63	80	18								
Robby Gordon	81	82	2								
Al Unser Jr	83	105	23								

RSLBGP94.DOC

PPG IndyCar World Series Race No. 3  
 Toyota Grand Prix of Long Beach  
 Long Beach, California  
 Provisional Box Score Report  
 April 18, 1993

Laps: 105			Track Length-- 1.586 Miles*									
Fin	Str	Car	Driver/Residence		Sponsor/Car		Qual Time	Qual Speed	Laps	Status	Pts	Tot Pts
Pos	Pos	Num										
1	2	12	PAUL TRACY / SCARBOROUGH, ONT, CANADA		Marlboro Penske PC93 Chevy V8/C		53.145	107.434*	105	92.855 Mph*	21	22
2	11	1	BOBBY RAHAL / DUBLIN, OH		Miller Genuine Draft Spectral RH Chevy V8/C		53.770	106.185	105	92.673 Mph	16	24
3	1	5	NIGEL MANSELL (R) / CLEARWATER, FL		Kmart/Texaco Havoline L93 Ford/Cos		52.903(M)	107.926	105	92.576 Mph	15	36
4	7	8	TEO FABI / MILAN, ITALY		Pennzoil Spectral L93 Chevy V8/C		53.558	106.606	105	92.100 Mph	12	26
5	18	40	ROBERTO GUERRERO / SJ CAPISTRANO, CA		Budweiser King L93 Chevy V8/C		54.494	104.775	104	Running	10	10
6	23	19	ROBBIE BUHL / GROSSE PT., MI		The MI-JACK Car L92 Chevy V8/A		55.357	103.141	104	Running	8	8
7	15	45	SCOTT PRUETT / CRYSTAL BAY, NV		Tobacco Free America L91 Chevy V8/A		54.079	105.579	103	Running	6	12
8	12	7	DANNY SULLIVAN / ASPEN, CO		Molson L93 Chevy V8/C		53.923	105.884	103	Running	5	5
9	10	99	EDDIE CHEEVER / ASPEN, CO		Say NO To Drugs PC92 Chevy V8/B		53.765	106.195	103	Running	4	10
10	14	25	MARK SMITH (R) / MCMINNVILLE, OR		Craftsman PC92 Chevy V8/B		54.006	105.726	103	Running	3	7
11	19	10	ARIE LUYENDYK / ROSMALEN, HOLLAND		Target-Scotch Video L93 Ford/Cos		54.524	104.717	103	Running	2	20
12	9	9	PAUL BOESEL / CURITIBA, BRAZIL		Duracell-Mobil 1 Charger L93 Ford/Cos		53.750	106.225	102	Electrical	1	22
13	13	4	EMERSON FITTIPALDI / SAO PAULO, BRAZIL		Marlboro Penske PC93 Chevy V8/C		53.223	107.277	102	Running	0	17
14	20	15	HIRO MATSUSHITA / SAN CLEMENTE, CA		Panasonic Special L93 Ford/Cos		54.530	104.706	102	Running	0	5
15	26	39	ROSS BENTLEY / VANCOUVER, B.C., CANADA		AGFA-Rain-X L92 Chevy V8/A		55.822	102.282	101	Running	0	1
16	4	2	SCOTT GOODYEAR / TORONTO, ONT, CANADA		Mackenzie Special L93 Ford/Cos		53.232	107.259	98	Contact	0	4
17	27	90	LYN ST JAMES (R) / DAYTONA BEACH, FL		JCPenney - Nike L92 Ford Cos		57.618	99.094	98	Running	0	0
18	6	6	MARIO ANDRETTI / NAZARETH, PA		Kmart/Texaco Havoline L93 Ford/Cos		53.376	106.969	94	Electrical	0	32
19	24	20	BUDDY LAZIER / VAIL, CO		Viper-AppleBee's L91 Chevy V8/A		55.536	102.809	90	Running	0	0
20	28	42	JEFF WOOD / WICHITA, KS		AGIP-Hawaiian Tropic-Rubaway L91 Cos DFS		57.799	98.784	88	Running	0	0
21	8	3	AL UNSER JR / ALBUQUERQUE, NM		Valvoline L93 Chevy V8/C		53.744	106.237	53	Contact	0	12
22	21	18	JIMMY VASSER / DISCOVERY BAY, CA		Kodakux/STP L92 Chevy V8/A		54.565	104.638	36	Engne	0	14
23	17	11	ADRIAN FERNANDEZ (R) / MEXICO CITY, MEXICO		Tecate Light - Amway De Mexico L93 Chevy V8/C		54.350	105.052	21	Engne	0	0
24	16	22	SCOTT BRAYTON / COLDWATER, MI		Amway-Northwest Airlines L93 Ford/Cos		54.269	105.209	20	Transmission	0	0
25	25	30	MARCO GRECO (R) / SAO PAULO, BRAZIL		Alfa-Laval-Team L92 Chevy V8/A		55.774	102.370	19	Gearbox	0	2
	5	16	STEFAN JOHANSSON / MONTE CARLO, MONACO		AMAX Energy + Metals PC93 Chevy VS/C		53.372	106.977	0	Did Not Start	-Contact	0
	22	50	DAVID KUDRAVE (R) / LA CANADA, CA		Andrea Moda-AGIP-Taumarini L92 Chevy V8/A		54.989	103.832	0	Did Not Start	0	5
	14	14	ROBBY GORDON / ORANGE, CA		Copenhagen Racing L93 Ford/Cos					Disqualified	0	14

Chassis Legend: L-Lola; PC-Penske; RH-Rahal-Hogan; G-Galmer; T=Truesports  
 Engine Legend: Chevy V8 - Chevy Indy V8; Cos DFS - Cosworth DFS; Ford/Cos - Ford Cosworth  
 (M) Marlboro Pole Award -R- Rookie Driver  
 \* 1997 Track remeasured to 1.586 (previous:1.590) \* All Speeds recalculated to match new length.

Lap Leaders				Total Leader Laps			Yellow Flags		
	#	Driver	From	To	Total	From Lap	To Lap	Total	Reason
Time of Race	1:47:36.418	5 Nigel Mansell	1	4	4	0	3	3	Contact Car 16
Average Speed:	92.855 Mph	12 Paul Tracy	5	35	31	55	58	4	Contact Car 3
Margin of Victory	12.658 sec.	5 Nigel Mansell	36	42	7	72	76	5	Contact Car 99 and Car #14
		12 Paul Tracy	43	60	18	Total Yellow Laps 12			
		5 Nigel Mansell	61	73	13				
		2 Paul Tracy	74	105	32				

RSLBGP93.DOC

PROVISIONAL BOXSCORE  
 CART/PPG INDY CAR WORLD SERIES RACE #3  
 Toyota Grand Prix of Long Beach  
 Long Beach, CA  
 Sunday April 12, 1992

FIN POS	STR POS	CAR NUM	DRIVER/HOMETOWN	CAR	QUAL TIME	QUAL SPEED	LAPS	STATUS	AWARDS	PTS	TOT PTS
1	2	18	DANNY SULLIVAN/Aspen, CO	Molson-Kraco-STP G92 Chevy V8/A	53.903	105.924*	105	91.714 mph*	DH T	20	31
2	8	12	BOBBY RAHAL/Dublin, OH	Miller Genulne Draft L92 Chevy V8/A	54.512	104.740	105	91.706 mph	AC T	16	51
3	5	5	EMERSON FITTIPALDI/Sao Paulo, BRZ	Marlboro Penske 92 Chevy V8/B	54.126	105.487	105	91.690 mph	AC	14	48
4	4	3	AL UNSER Jr./Albuquerque, NM	Valvoline G92 Chevy V8/A	53.954	105.823	105	91.381 mph	AC	13	36
5	17	15	SCOTT GOODYEAR/Toronto, CAN	Mackenzie Financial L92 Chevy V8/A	56.050	101.866	104	RUNNING	DH	10	14
6	9	4	RICK MEARS/Jupiter, FL	Marlboro Penske 92 Chevy V8/B	54.615	104.542	103	RUNNING	AC	8	29
7	13	47	JIMMY VASSER(R)/Discovery Bay, CA	Kodakux-Stars & Stripes L91 Chevy V8/A	55.420	103.024	102	RUNNING	DH	6	6
8	19	19	ERIC BACHELART(R)/Brussels, BEL	Dale Coyne Racing L90 Cosworth DFS	56.435	101.171	102	RUNNING	DH	5	5
9	3	10	SCOTT PRUETT/Crystal Bay, NV	Budwieser Truesports 92C Chevy V8/A	53.935	105.861	102	RUNNING	DH	4	10
10	21	11	HIRO MATSUSHITA/San Clemente, CA	Panasonic-Sega L92 Chevy V8/A	57.579	99.161	100	RUNNING		3	3
11	18	24	BRIAN TILL (R) /Columbus, OH	RAL Group/Robco 91C Judd	56.096	101.783	92	ENGINE		2	2
12	23	21	BUDDY LAZIER/Vail, CO	Leader Cards Racing L90 Buick	58.601	97.432	80	OUT OF FUEL		1	1
13	14	26	ROBERTO GUERRERO/SJ Capistrano, CA	Quaker State King L91 Buick	55.648	102.602	69	ELECTRICAL		0	0
14	16	31	TED PRAPPAS/Los Angeles, CA	Say No To Drugs L91 Chevy V8/A	55.934	102.077	62	WATER HOSE		0	3
15	15	16	TONY BETTENHAUSEN/Indianapolis, IN	AMAX Energy & Metals PC91 Chevy V8/A	55.855	102.222	47	GEARBOX		0	2
16	1	1	MICHAEL ANDRETTI./Nazareth, PA	Kmart/Havoline L92 Ford/Cos	53.872	105.985	46	GEARBOX	AC M	1	6
17	11	22	SCOTT BRAYTON/Coldwater, MI	Amway-Northwest Air L92 Chevy V8/A	54.962	103.883	39	GEARBOX		0	4
18	12	14	GREGOR FOITEK(R)/Zurich, SWZ	Copenhagen Ractng L92 Chevy V8/A	55.148	103.532	32	HEADER		0	0
19	22	50	JOVY MARCELO(R)/Quezon City, P.I.	Fendl-Marcelo L91 Cosworth DFS	57.996	98.448	31	GEARBOX		0	0
20	10	8	JOHN ANDRETTI/Indianapolis, IN	Pennzoil L92 Chevy V8/A	54.755	104.275	13	GEARBOX		0	16
21	20	30	FABRIZIO BARBAZZA/Milan, ITA	Arctero Racing Teams L90 Buick	56.643	100.800	8	BRAKES		0	1
22	6	9	EDDIE CHEEVER/Aspen, CO	Target-Scorch Video L92 Ford/Cos	54.194	105.355	1	CONTACT #2.		0	21
23	7	2	MARIO ANDRETTI/Nazareth, PA	Kmart/Havoline L92 Ford/Cos	54.243	105.260	0	CONTACT T6		0	6
		39	ROSS BENTLEY(R)/Port Coquitlam, BC	Dale Coyne Racing L90 Cosworth DFS	N/T	N/S	0	DID NOT START		0	2
		42	NICOLA MAROZZO(R)/Zumpano, ITA	Suntory Foods L91 Cosworth DFS	N/T	N/S	0	DID NOT START		0	0

CHASSIS LEGEND L=Lola; PC=Penske; C=Truesports; G=Galmer  
 (R) Rookie driver

M-Includes \$5,000 Marlboro Pole Award  
 AC-Includes AC-DELCO Contingency Award  
 DH-Includes SEARS DieHard Contingency Award  
 T-Includes STP Contingency Award

\* 1997 Track remeasured to 1.586 (previous: 1.590) \* All Speeds recalculated to match new length.  
 TIME OF RACE: 1:48:56.715 CAUTION FLAGS: 2 for 13 laps  
 AVERAGE SPEED: 91.714 mph\* Laps 1-7, Mario Andretti (02) contact turn 6  
 MARGIN OF VICTORY: 0.596 sec Laps 37-42, Marcelo (#50) stalled on course  
 CIRCUIT LENGTH: 1.586 miles\*

LAP LEADERS: 4 lead changes, 3 drivers  
 Michael Andretti, 1-44 44 Laps  
 Al Unser Jr., 45-78 34 Laps  
 Danny Sullivan, 79-81 3 Laps  
 Al Unser Jr., 82-101 20 Laps  
 Danny Sullivan, 102-105 4 Laps  
 TOTAL LAPS LEAD:  
 Al Unser Jr. 54 Laps  
 Michael Andretti 44 Laps  
 Danny Sullivan 7 Laps

RSLBGP92.DOC

PROVISIONAL BOXSCORE  
 CART/PPG INDY CAR WORLD SERIES RACE :2  
 Toyota Grand Prix of Long Beach  
 Long Beach, CA  
 Sunday April 11, 1991

FIN POS	STR POS	CAR NUM	DRIVER/HOMETOWN	CAR	QUAL TIME	QUAL SPEED	LAPS	STATUS	PURSE	PTS	TOT PTS
1	2	1	AL UNSER Jr./Albuquerque, NM	Valvoline L91 Chevrolet	66.684	90.157	95	81.195 mph	\$136,398	ACT	21 22
2	5	18	BOBBY RAHAL/Dublin, OH	STP-Kraco L91 Chevrolet	67.193	89.474	95	81.150 mph	108,298	TDH	16 32
3	11	8	EDDIE CHEEVER/Aspen, CO	Target-Scotch L91 Chevrolet	68.190	88.165	94	RUNNING	81,198	AC	14 14
4	4	3	RICK MEARS/Bakersfield, CA	Marlboro Penske 91 Chevrolet	67.175	89.498	94	RUNNING	67,898	AC	12 26
5	13	9	ARIE LUVENDYK/Scottsdale, AZ	UNO Granatelli L91 Chevrolet	68.258	88.078	93	RUNNING	61,248	AC	10 14
6	9	31	TED PRAPPAS(R)/Los Angeles, CA	P.I.G.-Say No To Drugs L89 Judd	67.680	88.830	93	RUNNING	42,249	DH	8 8
7	6	15	SCOTT GOODYEAR/Toronto, CAN	Mackenzie Financial-UNO L91 Judd	67.417	89.176	92	RUNNING	47,698	AC	6 6
8	15	22	SCOTT BRAYTON/Coldwater, MI	Amway-Hoechst Celanese L91 Chevrolet	68.690	87.524	92	RUNNING	41,548	DH	5 13
9	12	86	JEFF ANDRETTI(R)/Nazareth, PA	Texaco Havoline Star L91 Cosworth	68.222	88.124	92	RUNNING	34,898		4 10
10	18	21	DIDIER THEYS/Nivelles, BEL	Leader Cards Racing L90 Cosworth	69.265	86.797	92	RUNNING	33,618		3 3
11	16	20	DANNY SULLIVAN/Aspen, CO	Miller Genuine Draft L91 Alfa	68.887	87.273	92	RUNNING	32,978		2 14
12	19	16	TONY BETTENHAUSEN/Indianapolis, IN	AMAX/Bettenhausen PC90 Chevrolet	69.591	86.390	92	RUNNING	31,698		1 4
13	22	7	HIRO MATSUSHITA/San Clemente, CA	Panasonic L90 Cosworth DFS	70.261	85.567	91	RUNNING	31,698		0 0
14	23	33	GUIDO DACCO/Milan, ITALY	Giochi Preziosi L88 Cosworth	70.718	85.014	89	RUNNING	17,800		0 0
15	21	19	RANDY LEWIS/Hillsborough, CA	AMP-Orbit L90 Cosworth	70.245	85.586	88	RUNNING	28,498		0 0
16	1	2	MICHAEL ANDRETTI/Nazareth, PA	Kmart/Havoline L91 Chevrolet	66.306	90.671	70	CONTACT #5	30,298	M	1 2
17	3	5	EMERSON FITTIPALDI/Sao Paulo, BRZ	Marlboro Penske 91 Chevrolet	66.869	89.907	70	CONTACT #2	23,698		0 0
18	10	4	JOHN ANDRETTI/Indianapolis, IN	Pennzoil Z-7 L91 Chevrolet	67.905	88.535	67	CONTACT	18,000		0 20
19	7	6	MARIO ANDRETTI/Nazareth, PA	Kmart/Havoline L91 Chevrolet	67.429	89.160	49	ELECTRICAL	23,698		0 0
20	20	14	BERNARD JOURDAIN/Mexico City, HEX	Copenhagen L90 Chevrolet	69.986	85.903	48	GEARBOX	23,698		0 0
21	25	12	MARK DISMORE(R)/Greenfield, IN	Doc's Hi Tech-Arciero C17 Buick	71.531	84.047	33	OFF COURSE	17,098		0 0
22	14	39	PAUL TRACY(R)/Scarborough, ONT	Dale Coyne Racing L89 Cosworth DFS	68.599	87.640	30	ENGINE	16,749		0 0
23	17	50	MIKE GROFF/Northridge, CA	Euromotorsports L91 Cosworth DFS	68.998	87.133	19	FIRE	22,098		0 5
24	8	11	SCOTT PRUETT/Roseville, CA	Budweiser Truesports TR91 Judd	67.487	89.084	14	SUSPENSION	22,098		0 10
25	26	44	BUDDY LAZIER/Vail, CO	Childhelo-IOF L89 Cosworth	72.224	83.241	8	ENGINE	6,400		0 0
26	24	90	DENNIS VITOLO(R)/ Ft.Lauderdale, FL	Galeana's Automotive L89 Cosworth	71.051	84.615	5	ELECTRICAL	11,400		0 0

CHASSIS LEGEND: L=Lola; M=March; PC=Penske; TR=Truesports  
 (R) Rookie driver

M-Includes \$5,000 Marlboro Pole Award, AC-Includes AC-DELCO Contingency Award, T-Includes STP Contingency Award,  
 DH-Includes Sears DieHard Contingency Award

TIME OF RACE: 1:57:14.162	CAUTION FLAGS: 1 for 9 laps	LAP LEADERS: 3 lead changes, 2 drivers
AVERAGE SPEED: 81.195 mph	Laps 69-77, John Andretti (#4) off course,	Michael Andretti, 1 Lap
MARGIN OF VICTORY: 3.892 sec	Michael Andretti (#2) and Fittipaldi (#5)	Al Unser Jr., 2-36
CIRCUIT LENGTH: 1.67 miles	contact in pit lane during yellow flag	Michael Andretti, 37
		Al Unser Jr., 38-95
		TOTALS:
		Al Unser Jr. 93 Laps
		Michael Andretti 2 Laps

RSLBGP91.DOC

OFFICIAL BOXSCORE  
 CART/PPG INDY CAR WORLD SERIES RACE #2  
 Toyota Grand Prix of Long Beach  
 Long Beach, CA  
 Sunday April 22, 1990

FIN	STR	CAR	POS	POS	NUM	DRIVER	HOMETOWN	CAR	QUAL TIME	QUAL SPEED	LAPS	STATUS	PURSE	PTS	TOT PTS
1	1	5	AL UNSER, Jr.	Albuquerque, NM		Team Valvoline L90 Chevrolet		66.798	90.003	95	84.227 mph	\$143,908M	22	36	
2	2	1	EMERSON FITTIPALDI	Sao Paulo, BRZ		Marlboro Penske 90 Chevrolet		66.889	89.880	95	84.206 mph	108,808	16	26	
3	4	7	DANNY SULLIVAN	Louisville, KY		Marlboro Penske 90 Chevrolet		67.217	89.442	95	84.110 mph	82,208	14	22	
4	5	3	MICHAEL ANDRETTI	Nazareth, PA		Kmart/Havoline L90 Chevrolet		67.314	89.313	95	84.103 mph	62,804	12	12	
5	6	6	MARIO ANDRETTI	Nazareth, PA		Kmart/Havoline L90 Chevrolet		67.686	88.822	95	83.817 mph	62,008	10	22	
6	3	2	RICK MEARS	Bakersfield, CA		Pennzoil Z-7 Penske 90 Chevrolet		66.922	89.836	94	RUNNING	43,400T	8	30	
7	13	30	ARIE LUYENDYK	Rosmalen, HOL		Domino's Pizza L90 Chevrolet		68.930	87.219	91	RUNNING	48,708	6	10	
8	10	8	RAUL BOESEL	Curitiba, BRZ		Budweiser Truesports L89 Judd		68.478	87.795	93	RUNNING	42,308	5	5	
9	8	22	SCOTT BRAYTON	Coldwater, MI		Amway/Speedway L90 Cosworth DFS		68.318	88.000	93	RUNNING	35,908	4	4	
10	7	4	TEO FABI	Milan, ITA		Quaker State Porsche M89 Porsche		67.771	88.711	93	RUNNING	34,628	3	3	
11	14	9	DIDIER THEYS	Nivelles, BEL		Tuneup Masters L88 Buick		68.980	87.156	92	RUNNING	33,988	2	2	
12	9	18	BOBBY RAHAL	Dublin, OH		STP-Kraco L90 Chevrolet		68.464	87.813	92	RUNNING	32,708	1	17	
13	12	15	EDDIE CHEEVER	Monte Carlo, MONACO		Target PC18 Chevrolet		68.621	87.612	91	OUT OF FUEL	32,708	0	6	
14	19	20	ROBERTO GUERRERO	SJ Capistrano, CA		Miller Genuine Draft M90 Alfa		69.855	86.064	91	RUNNING	29,508	0	0	
15	20	86	DOMINIC DOBSON	Fairfax, CA		Texaco Havoline Star L90 Cosworth		69.892	86.018	91	RUNNING	23,654	0	0	
16	11	31	JON BEEKHUIS	Salinas, CA		P.I.G. Enterprises L88 Judd		68.505	87.760	91	RUNNING	14,600	0	0	
17	16	11	SCOTT GOODYEAR	Toronto, CAN		Mackenzie Financial L89 Judd		69.314	86.736	89	RUNNING	13,000	0	3	
18	25	19	DEAN HALL	Olympic Valley, CA		Insight Coyne Racing L88 Cosworth		75.020	80.139	87	RUNNING	19,708	0	0	
19	21	10	HIRO MATSUSHITA	San Clemente, CA		Panasonic L89 Cosworth DFS		70.206	85.634	86	RUNNING	24,708	0	0	
20	15	25	WILLY T. RIBBS	San Jose, CA		Raynor Garage Doors L89 Judd		69.077	87.033	71	SUSPENSION	13,000	0	0	
21	17	41	JOHN ANDRETTI	Indianapolis, IN		Quaker State Porsche M89 Porsche		69.419	86.605	43	RADIATOR	11,400	0	0	
22	23	12	RANDY LEVIS	Hillsborough, CA		AMP Arciero PC17 Buick		72.263	83.196	38	ENGINE	23,108	0	0	
23	24	16	GUIDO DACCO	Milan, ITA		Bettenhausen Associates L89 Cosworth		73.160	82.176	35	GEARBOX	28,962	0	1	
24	18	14	A.J. FOYT, Jr.	Houston, TX		Copenhagen L90 Chevrolet		69.641	86.328	15	TURBO	23,108	0	0	
25	22	24	STEVE BREN	Newport Beach, CA		Arciero Wines PC17 Cosworth		70.677	85.063	5	GEARBOX	11,400	0	0	

CHASSIS LEGEND: L=Lola; M=March; PC=Penske

M=Includes \$5,000 Marlboro Pole

T=Winner Texaco/Havoline Pit Stop Competition

TIME OF RACE: 1:53:00.937

MARGIN OF VICTORY: 1.724 sec

AVERAGE SPEED: 84.227 mph

35-38

CIRCUIT LENGTH: 1.67 miles

CAUTION FLAGS: 1 for 5 laps

Laps 66-70, Goodyear (#11), and Hall(#19)

LAP LEADERS: 2 lead changes, 2 drivers

Al Unser, Jr., 1-34

contact turn 9

34 Laps

Mario Andretti,

Al Unser, Jr., 39-95

57 Laps

RSLBGP90.DOC

PROVISIONAL BOX SCORE  
 CART/PPG INDY CAR WORLD SERIES RACE #2  
 Toyota Grand Prix of Long Beach  
 Long Beach, CA  
 Sunday April 16, 1989

FIN	STR	CAR	POS	POS	NUM	DRIVER/HOMETOWN	CAR	QUAL TIME	QUAL SPEED	LAPS	STATUS	PURSE	PTS	TOT PTS
1	1	2	AL UNSER, Jr./Albuquerque, NM	Team Valvoline Lola T8900 Stroh's CH	66.255	90.740	95	85.503 mph	\$117,660M	22	38			
2	2	6	MICHAEL ANDRETTI/Nazareth, PA	Kmart/Havoline Lola T8900 CH	67.369	89.240	95	85.345 mph	78,880	16	28			
3	6	20	EMERSON FITTIPALDI/Sao Paulo, BRZ	Marlboro Penske PC-17 CH	67.735	88.758	95	84.855 mph	64,500	14	24			
4	9	18	BOBBY RAHAL/Dublin, OH	Kraco Lola T8900 C	67.989	88.426	94	RUNNING	54,460	12	12			
5	7	4	RICK MEARS/Bakersfield, CA	Pennzoil Penske PC-18 CH	67.906	88.534	94	RUNNING	48,340	10	32			
6	14	30	RAUL BOESEL/Curitiba, BRZ	Domino's Pizza Lola T8900 J	69.505	86.497	93	RUNNING	42,720	8	8			
7	13	7	ARIE LUYENDYK/Rosmalen, HOL	Provimi Veal/Dutch Boy Lola T8900 C	69.135	86.960	93	RUNNING	37,600	6	6			
8	4	1	DANNY SULLIVAN/Louisville, KY	Miller High Life Penske PC-18 CH	67.684	88.825	93	RUNNING	32,480	5	19			
9	11	10	DEREK DALY/Dublin, IRE	Raynor Garage Door Lola T8900 J	68.801	87.382	92	RUNNING	27,360	4	5			
10	12	9	TOM SNEVA/Paradise Valley, AZ	SIP Granatelli March 86C B	68.829	87.347	90	RUNNING	26,336	3	3			
11	17	15	JAMES WEAVER/Wiltshire, ENG	Dyson Racing Lola T8800 C	70.050	85.824	90	RUNNING	18,824	2	2			
12	22	22	SCOTT BRAYTON/Coldwater, MI	Amway Lola T8900 C	70.493	85.285	90	RUNNING	24,800	1	1			
13	21	69	BERNARD JOURDAIN/Mexico City, MEX	Andale Racing Lola T8900 C	70.280	85.544	90	RUNNING	17,800	0	0			
14	24	59	STEVE SALEEN/Anaheim, CA	Sateen Auto Express March 88C C	71.285	84.338	89	RUNNING	15,240	0	0			
15	23	28	RANDY LEWIS/Hillsborough, CA	Toshiba/Oracle/TEAMKAR Lola T8900 C	70.978	84.702	88	RUNNING	15,240	0	0			
16	25	56	TERO PALMROTH/Tempere, FIN	Neste Oil-Rotator-Hanso March 88C C	71.678	83.875	88	RUNNING	14,680	0	0			
17	27	29	PANCHO CARTER/Brownsburg, IN	Hardee's/Leader Card Lola T8900 C	73.734	81.536	84	ENGINE FIRE	13,400	0	6			
18	5	5	MARIO ANDRETTI/Nazareth, PA	Kmart/Havoline Lola T8900 CH	67.703	88.800	83	CONTACT #2	18,400	0	5			
19	18	86	DOMINIC DOBSON/Fairfax, CA	Texaco Havoline Star Lola T8800 C	70.120	85.739	82	ENGINE	11,400	0	0			
20	19	65	JOHN JONES/Thunder Bay, ONT	Labatt/Prototafab Lola T8900 C	70.206	85.634	82	RUNNING	11,400	0	0			
21	26	27	FULVIO BALLABIO/Monte Carlo, MON	Coyne Burago Lola T8800 C	72.239	83.224	72	RUNNING	5,120	0	0			
22	28	19	GUIDO DACCO/Milan, ITA	Coyne Racing Lola T8800 C	74.490	80.709	21	ACCIDENT	12,120	0	0			
23	20	12	DIDIER THEYS/Nivelles, BEL	Arciero MacPherson Penske PC-17 C	70.233	85.601	13	CLUTCH	17,120	0	0			
24	16	71	LUDWIG HEIMRATH, Jr./Spanaway, WA	Mackenzie Financial Lola T8900 J	69.909	85.998	11	CLUTCH	17,120	0	4			
25	15	14	A.J. FOYT, Jr./Houston, TX	Copenhagen/Gilmore Lola T8900 C	69.763	86.177	10	ACCIDENT	17,120	0	0			
26	10	11	KEVIN COGAN/Palos Verdes, CA	Schaefer/Playboy Fashion March 88C C	68.184	88.173	5	ELECTRICAL	20,620	0	3			
27	3	8	TEO FABI/Milan, ITA	Quaker State Porsche March 89 P	67.639	88.884	2	RADIATOR	13,620	0	8			
28	8	3	SCOTT PRUETT/Roseville, CA	Budweiser Truesports Lola T8900 J	67.973	88.447	0	DNS	17,120	0	2			

ENGINE LEGEND: C=Cosworth; CH=Chevrolet Indy V-8; J=Judd; P=Porsche; B=Buick  
 M=Includes \$5,000 Marlboro Pole Award

TIME OF RACE: 1:51:19.786 CAUTION FLAGS: No full course yellows  
 MARGIN OF VICTORY: 12.377 sec  
 AVERAGE SPEED: 85.503 mph  
 CIRCUIT LENGTH: 1.67 miles  
 Attendance 85,000

LAP LEADERS: 7 lead changes, 3 drivers  
 Al Unser, Jr., 1-35 35 Laps  
 Mario Andretti, 36 1 Lap  
 Michael Andretti, 37 1 Lap  
 Al Unser, Jr., 38-74 37 Laps  
 Mario Andretti, 75 1 Lap  
 Michael Andretti, 76-77 2 Laps  
 Mario Andretti, 78-83 6 Laps  
 Al Unser, Jr., 84-95 1 Lap

Toyota Grand Prix of Long Beach  
Long Beach, CA  
Sunday April 17, 1988

FIN POS	STR POS	CAR NUM	DRIVER/HOMETOWN	CAR	QUAL TIME	QUAL SPEED	LAPS	STATUS	PURSE	TOT PTS	PIS
1	4	3	AL UNSER, Jr./Albuquerque, NM	Team Valvoline March 88C Stroh CH	67.064	89.646	95	83.655 mph	\$97,660	21	21
2	8	1	BOBBY RAHAL/Dublin, OH	Budweiser Truesports Lola T8800 J	68.330	87.985	94	RUNNING	74,180	16	16
3	18	11	KEVIN COGAN/Palos Verdes, CA	Schaefer/Playboy Fashion March 87C C	69.918	85.986	94	RUNNING	55,450	14	19
4	6	30	RAUL BOESEL/Curitiba, BRZ	Domino's Pizza March 88C C	67.363	89.248	93	RUNNING	45,710	12	22
5	14	10	DEREK DALY/Noblesville, IN	Raynor Garage Door Lola T8800 C	69.428	86.593	93	RUNNING	41,340	10	10
6	17	56	ROCKY MORAN/Arcadia, CA	Genesee Beer Wagon March 87C C	69.592	86.389	93	RUNNING	36,720	8	8
7	5	18	MICHAEL ANDRETTI/Nazareth, PA	Kraco March 88C	67.274	89.366	92	RUNNING	32,600	6	20
8	3	5	RICK MEARS/Bakersfield, CA	Pennzoil Z-7 Penske PC-17 CH	66.839	89.947	91	RUNNING	28,480	5	6
9	15	55	SCOTT ATCHTSON/Bakersfield, CA	Otter*Pops/Machinists March 86C C	69.460	86.553	90	RUNNING	24,360	4	5
10	9	7	ARIE LUYENDYK/Rosmalen, HOL	Provimi Veal Lola T8800 C	68.398	87.897	90	RUNNING	23,536	3	7
11	23	14	A.J. FOYT, Jr./Houston, TX	Copenhagen Gilmore Lola T8800 C	70.907	84.787	89	RUNNING	19,624	2	14
12	21	12	JOHN JONES/Thunder Bay, ONT	Arciero Labatt's March 88C C	70.492	85.286	85	ENGINE	22,300	1	1
13	1	9	DANNY SULLIVAN/Louisville, KY	Miller High Life Penske PC-17 CH	66.607	90.261	82	ENGINE	27,300M	1	1
14	11	71	LUDWIG HEIMRATH, Jr./Spanaway, WA	Mackenzie Financial Lola T8800 C	68.674	87.544	73	ENGINE	20,240	0	0
15	2	6	MARIO ANDRETTI/Nazareth, PA	Amoco/Kmart Lola T8800 CH	66.716	90.113	71	MECHANICAL	20,240	0	21
16	7	20	EMERSON FITTIPALDI/Sao Paulo, BRZ	Marlboro March 88C CH	67.862	88.592	63	FUEL LEAK	21,680	0	0
17	22	21	HOWDY HOLMES/Ann Arbor, MI	Jiffy Mix March 88C C	70.550	85.216	63	CONTACT T4	17,150	0	3
18	13	22	SCOTT PRUETT/Roseville, CA	Uniden/Soundesign Lola T8800 C	69.056	87.060	45	ENGINE	17,150	0	0
19	10	2	ROBERTO GUERRERO/Medellin, COL	STP/Dianetics Lola T8800 C 1	68.548	87.705	41	ENGINE	17,150	0	16
20	19	98	JOHN ANDRETTI/Brownsburg, IN	Skoal Bandit Lola T8800 C	70.044	85.832	35	ENGINE	17,150	0	0
21	16	24	RANDY LEWIS/Hillsborough, CA	Toshiba/Oracle/Altos Lola T8800 C	69.474	86.536	23	OIL PRESS	16,120	0	0
22	26	*27	DICK FERGUSON/Los Angeles, CA	Los Angeles Drywall March 87C C	73.987	81.258	19	OIL LEAK	4,120	0	0
23	20	91	SCOTT BRAYTON/Coldwater, MI	Amway/Lifecycle Lola T8800 J	70.048	85.827	16	SPUN	16,120	0	0
24	12	8	TEO FABI/Milan, ITA	Quaker-State Porsche March 88C P	68.950	87.194	4	ENGINE	9,120	0	6
25	24	23	FULVIO BALLABIO/Monte Carlo, MON	Burago/Uniden Lola T8700 C	71.346	84.265	3	FIRE	9,120	0	0
26	25	*19	DOMINIC DOBSON/San Anselmo, CA	Coyne March 86C Stock Block CH	71.454	84.138	2	GEAR BOX	11,120	0	0
DNS	DNS	16	TONY BETTENHAUSEN/Indianapolis, IN	Bettenhausen Associates Lola T8700 C	N/T	N/S	0	DNS	7,000	0	8

ENGINE LEGEND: C=Cosworth; CH=Chevrolet; J=Judd; P=Porsche  
M-Includes \$5,000 Marlboro Pole Award  
\*-Added at promoter's option

TIME OF RACE: 1:53:47.34 CAUTION FLAGS: 1 for 5 laps  
AVERAGE SPEED: 83.655 mph Laps 20-24, Brayton (#91) spun in turn 11  
CIRCUIT LENGTH: 1.67 miles  
MARGIN OF VICTORY: 1 LAP + 33.482sec

LAP LEADERS: 5 lead changes, 4 drivers  
Al Unser, Jr., 1-19 19 Laps  
Raul Boesel, 20-23 4 Laps  
Danny Sullivan 24-25 2 Laps  
Mario Andretti 26 1 Lap  
Danny Sullivan, 27-41 15 Laps  
Al Unser, Jr., 42-95 54 Laps

RSLBGP88.DOC

RESULTS 1987 TOYOTA GRAND PRIX OF LONG BEACH

EVENT: 1987 Toyota Grand Prix of Long Beach

Sanctioned by: Championship Auto Racing Teams

DATE: April 4,5,6

Conducted by: Long Beach Grand Prix Association

CIRCUIT: Long Beach, Calif., 1.67 miles

-----  
 Race Length: 95 laps, 158.65 miles      Fastest Qualifier: Mario Andretti, 91.249 mph  
 Caution Flags: No full course yellows      Winner's Avg. Speed: 85.33  
 Miles Per Hour: 85.330      Victory Margin: 1 lap & 29.35 sec.  
 Total Race Time: 1.51:33.036      Purse: \$700,000  
 -----

Pos.	No.	Driver	Car	Laps	Status	Qualifying Pos.
1	5	MARIO ANDRETTI	Hanna Auto Wash Lola T-8700CH	95	85.330 mph	1
2	30	AL UNSER JR	Domino's Pizza March 87C C	94	Running	6
3	33	TOM SNEVA	Skoal Bandit March 87C C	94	Running	10
4	18	MICHAEL ANDRETTI	Kraco/STP March 87C C	93	Running	5
5	55	JOSELE GARZA	Schaefer Machinists March 87C C	93	Running	11
6	44	CHIP ROBINSON	Carteret Savings March 86C C	92	Running	16
7	51	DIDIER THEYS	Newman Teamworks Lola T-8600 C	91	Running	17
8	24	RANDY LEWIS	Western Digital March 86C C	91	Running	19
9	8	RICK MEARS	Pennzoil Z-7/Penske PC-16 CH	90	Running	18
10	11	JEFF MacPHERSON	MacHoward Leasing March 87C H	89	Running	13
11	16	TONY BETTENHAUSEN	Bettenhausen Associates March 86C C	89	Running	24
12	4	ROBERTO GUERRERO	True Value/STP March 87C C	88	Eng. Fire	2
13	56	ROCKY MORAN	Genesee Beer Wagon March 86C C	86	Running	20
14	71	ARIE LUYENDYK	Living Well-Provimi Veal March 87C C	78	Running	12
15	23	LUDWIG HEIMRATH JR	MacKenzie Financial Lola T-8700 C	66	Gear Box	15
16	15	GEOFF BRABHAM	Team Valvoline Special March 87C H	63	Clutch	8
17	12	FABRIZIO BARBAZZA	Arciero Wines March 87C C	61	Mechanical	14
18	7	KEVIN COGAN	Marlboro March 87C CH	56	Engine	4
19	20	EMERSON FITTIPALDI	Marlboro March 87C CH	52	Wastegate	3
20	10	DENNIS FIRESTONE	Raynor Lola T-8700 C	39	Pit Fire	23
21	22	DICK SIMON	Soundesign Special Lola T-8700 C	30	Off Course	21
22	3	DANNY SULLIVAN	Miller American Penske PC-16 CH	28	Mechanical	9
23	21	JOHNNY RUTHERFORD	Vermont American March 87C C	25	Engine Fire	22
24	1	BOBBY RAHAL	Budweiser TrueSports Lola T-8700 C	5	Suspension	7
DNS	19	DALE COYNE	Coyne March 86C CH	0	DNS	DNS
DNS	59	MIKE NISH	Schaefer Machinists March 86C C	0	DNS	DNS

RSLBGP87.DOC

RESULTS 1986 TOYOTA GRAND PRIX OF LONG BEACH

EVENT: 1986 Toyota Grand Prix of Long Beach  
 DATE: April 11, 12 & 13  
 CIRCUIT: Long Beach, Calif. 1.67 miles

Sanctioned by: Championship Auto Racing Teams  
 Conducted By: Long Beach Grand Prix Association

Race Length: 95 laps, 158.65 miles      Fastest Qualifier: D. Sullivan  
 Winner's Avg. Speed: 80.965      Time: 66.565  
 Victory Margin: .38 sec.      Average Speed: 90.318 mph  
 Total Race Time: 1:57:34.18  
 Caution Flags: 2 yellows

Purse: \$700,000

Lap Leaders:  
 1-2 Unser, Jr.  
 3-32 Sullivan  
 33-55 Andretti, M  
 56-68 Unser, Jr.  
 69-71 Sneva  
 72-95 Andretti, M

Pos.	No.	Driver	Car	Laps	Status	Qualifying Pos.
1	18	MICHAEL ANDRETTI	Kraco-STP-Lean Machine March 86 C	95	RUNNING	7
2	30	AL UNSER JR.	Domino's Pizza Lola T8600 C	95	RUNNING	2
3	8	GEOFF BRABHAM	Valvoline Spirit Lola T8600 C	95	RUNNING	14
4	33	TOM SNEVA	Skoal Bandit March 86C C	94	RUNNING	15
5	5	MARIO ANDRETTI	Newman-Haas Lola T8600 C	94	RUNNING	3
6	9	ROBERTO MORENO	Five Star Marketing Lola T8600 C	93	ENGINE	6
7	59	JOSELE GARZA	Schaefer-Machinists March 85C C	93	RUNNING	19
8	71	JACQUES VILLENEUVE	Living Well-Spa*Erobics March 86C C	90	RUNNING	8
9	21	JOHNNY RUTHERFORD	Vermont American March 86C C	89	RUNNING	21
10	36	RANDY LEWIS	Raychem-Pace Elec Lola T8600 C	88	RUNNING	22
11	4	DANNY SULLIVAN	Miller American March 86C C	86	IGNITION	1
12	24	DOMINIC DOBSON	Leader Cards, Inc. March 85C C	84	OUT OF FUEL	20
13	12	RANDY LANIER	Arciero Racing March 86C C	75	RUNNING	17
14	98	JAN LAMMERS	Skoal Eagle GC86 C	71	REAR WING	16
15	61	ARIE LUYENDYK	Race for Life Lola T8600 C	61	ENGINE	11
16	20	EMERSON FITTIPALDI	Marlboro March 86C C	39	WASTE GATE	4
17	7	KEVIN COGAN	7-Eleven March 86C C	32	ENGINE	10
18	3	BOBBY RAHAL	Budweiser-Truesports March 86C C	27	REAR SUSPEN.	12
19	22	RAUL BOESEL	Coppertop-Duracell Lola T8600 C	24	ENGINE	5
20	1	RICK MEARS	Pennzoil Z-7 Special PC-15 Chev	22	OIL PRESSURE	9
21	16	RICK MIASKIEWICZ	R.C.V. Corp. March 85C C	14	OFF COURSE	23
22	66	ED PIMM	Skoal Longcut March 86C C	13	TURBO FIRE	18
23	19	DALE COYNE	Coyne DC-1 Chevrolet Stock Block	5	PIT FIRE	24
24	2	ROBERTO GUERRERO	True Value-Emerson March 86C C	0	ENGINE (DNS)	13

RSLBGP86.DOC

RESULTS 1985 TOYOTA GRAND OFF LONG BEACH

EVENT: 1985 Toyota Grand Prix of Long Beach Sanctioned by: Championship Auto Racing Teams  
 DATE: April 12, 13 & 14 Conducted by: Long Beach Grand Prix Association  
 CIRCUIT: Long Beach, Calif. 1.67 miles

Race Length: 90 laps, 150.3 miles Fastest Qualifier: Andretti 1:05.213, 92.190 mph Lap Leaders:  
 Caution Flags: No course-wide yellows Winner's Avg. Speed: 87.694 1-58 Andretti  
 Miles Per Hour: 87.694 Victory Margin: 60.13 sec. 59-78 Sullivan  
 Total Race Time: 1:42:50.07 Purse: \$660,000 79-90 Andretti

Pos.	No.	Driver	Car	Laps	Status	Qualifying Pos.
1	1	Mario Andretti	Newman/Haas Beatrice Lola T-900 C	90	Running	1
2	40	Emerson Fittipaldi	7-Eleven March 85C C	90	Running	5
3	4	Danny Sullivan	Miller High Life Special March 85C C	89	Out of Fuel	9
4	34	Jim Crawford	Wysard Racing Lola T-900 C	89	Running	10
5	5	Al Unser	Pennzoil Z-7 Special March 85C C	89	Running	12
6	7	Geoff Brabham	Coors Light Silver Bullet March 85C C	88	Running	4
7	76	Jacques Villeneuve	Canadian Tire March 85C C	88	Running	7
8	2	Tom Sneva	Skoal Bandit Eagle 85C	87	Running	14
9	30	Al Unser Jr.	Domino's Pizza "Hot One" Lola T-900 C	86	Fire	3
10	21	Johnny Rutherford	Vermont American March 85C C	86	Running	20
11	37	Scott Brayton	Dreisbach & Sons March 85C C	85	Running	23
12	98	Ed Pimm	Skoal Bandit Mint Eagle 85 C	85	Running	18
13	6#	Pancho Carter	Valvoline/Buick Hawk March 85C B	85	Running	26
14	33	Howdy Holmes	Forsythe Racing Lola T-900 C	84	Running	16
15	24	Rocky Moran	Justice Brothers Leader Card March 84C C	80	Running	27
16	12	Bill Whittington	Arciero/Mola Development Lola T-900 C	77	Running	17
17	61	Arie Luyendyk	Provimi Veal Lola T-900 C	61	Accident	15
18	20	Bruno Giacomelli	STP Oil Treatment March 85C C	60	Frnt. Suspen.	6
19	99	Michael Andretti	Electrolux/Kraco March 85C C	48	Engine	11
20	22	Raul Boesel	Break Free March 85C C	45*	Oil Seal	24
21	71#	Michael Roe	Spa*Erobics Lola T-900 C	42	Overheating	28
22	36	Dennis Firestone	Pace Racing March 84C C	42	Fire	22
23	18	Kevin Cogan	Kraco/Wolff Systems March 85C C	26	Accident	19
24	57	Randy Lanier	Arciero/Southwest Paving Lola T-900 C	12	Spun	21
25	27#	Dick Ferguson	Kapsreiter Bier Lola T-800 C	4	Blown Engine	25
26	9	Roberto Guerrero	Master Mechanic/Emerson March 85C C	3	Rear Suspen.	8
27	3	Bobby Rahal	Budweiser/Truesports March 85C C	1	Accident	2
28	55	Josele Garza	Schaefer/Machinists Union March 85C C	0	Half shaft	13

Engine Legend: B=Buick; =Cosworth;  
 #--added to field under promoter's option  
 \*--requalified two laps

RSL 85.1

RESULTS 1984 TOYOTA GRAND PRIX OF LONG BEACH

EVENT: 1984 Toyota Grand Prix of Long Beach  
 DATE: March 30, 31 and April 1  
 CIRCUIT: Long Beach, Calif. 1.67 miles

Sanctioned by Championship Auto Racing Teams  
 Conducted by Long Beach Grand Prix Association

Race Length: 112 laps, 187.04 miles      Fastest Qualifier: Andretti 1:06.263      Lap Leaders:  
 Caution Flags: 1 for 1 lap      Qualifying Avg. Speed: 90.729      1 - 112 Andretti  
 Miles Per Hour: 82.898      Victory Margin: 63.2 Seconds  
 Total Race Time: 2:15:23      Purse: \$550,000

Pos.	No.	Driver	Entrant/Car	Laps	Status	Qualifying Pos.
1	3	Mario Andretti	Budweiser Haas Lola/CW	112	Running	1
2	18	Geoff Brabham	Electrolux-Kraco Car Stereo March/CW	112	Running	8
3	4	Tom Sneva	Texaco Star March/CW	111	Running	15
4	78	Jim Crawford	United Breweries Int. Theodore/CW	111	Running	10
5	47	E. Fittipaldi	W.I.T. Racing Promotions March/CW	110	Running	12
6	76	J. Villeneuve	Canadian Tire March/CW	109	Running	11
7	17	Derek Daly	Provimi Veal March/CW	109	Running	2
8	11	Pete Halsmer	Arciero Racing Mola Dev. Penske/CP	107	Running	19
9	85	John Morton	Center Line Wheels Eagle/CH	106	Running	23
10	99	Michael Andretti	Kraco Car Stereo March/CW	105	Running	7
11	20	Gordon Johncock	STP Oil Treatment Wildcat/CW	104	Running	22
12	64	Ed Pimm	Jet Engineering March/CH	80	Half Sft	26
13	41	Howdy Holmes	Jiffy Mixes March/CW	71	Wrecked	17
14	5	Bobby Rahal	7-11 Red Roof Inns March/CW	70	Wrecked	13
15	21	Al Holbert	CRC Chemicals-Red Roof Inns March/CW	70	Engine	20
16	88	Michael Chandler	Dubonnet/Mike Curb Records Eagle/CH	58	Gearbox	6
17	7	Al Unser Jr.	Coors Light March/CW	54	Electric	4
18	33	Teo Fabi	Forsythe Skoal Bandit March/CW	51	Spun	3
19	22	Dick Simon	Break Free March/CW	50	Linkage	28
20	8	John Paul Jr.	Circle Bar Truck Corral VDS Penske/CW	35	Lst Whl	16
21	6	Rick Mears	Pennzoil Penske/CW	27	Fuel P/U	18
22	1	A Unser Sr.	Miller High Life March/CW	27	Oil Pres	24
23	55	Josele Garza	Schaefer Machinists Union Penske/CW	25	Electrical	25
24	30	Danny Sullivan	Domino's Pizza Hot One DSR-1/CW	22	Spun	14
25	40	Chip Canassi	Old Milwaukee Wildcat/CW	13	Trans	27
26	9	Roberto Guerrero	Master Mechanic March/CW	10	Engine	5
27	44	Bruno Giacomelli	Theodore Racing Theodore/CW	6	Engine	9
28	98	Kevin Cogan	Dubonnet Ligier/CW	3	Drvshft	21

RSLBGP84.DOC

RESULTS 1983 TOYOTA GRAND PRIX of LONG BEACH

EVENT: 1983 Toyota Grand Prix of Long Beach  
 DATE : March 25,26,27  
 CIRCUIT: Long Beach, Calif. 2.035 miles

Sanctioned by Sports Car Club of America  
 Conducted by Long Beach Grand Prix Assoc.

Race Length: 75 laps, 152.625 miles  
 Fastest Race Lap: Lauda 1:28.330  
 Miles Per Hour: 82.938  
 Total Race Time: 1:53:34.889

Fastest Qualifier: Tambay 1:26.117 85.070 mph  
 Winner's Avg. Speed: 80.625  
 Victory Margin: 27.993 Sec.

Lap Leaders:  
 1-24 Tambay  
 25-43 Laffite  
 44-75 Watson

Pos.	No.	Driver	Entrant/Car	Laps	Qual. Pos.
1	7	J. Watson	Marlboro MP4/1C	75	22
2	8	N. Lauda	Marlboro MP4/1C	75	23
3	28	R. Arnoux	Ferrari 126/C2B	75	2
4	2	J. Laffite	Saudia Williams	74	4
5	29	M. Surer	Arrows A6	74	16
6	34	J. Cecotto	Theodore N 183	74	17
7	26	R. Boesel	Ligier JS21	73 Accident	26
8	4	D. Sullivan	Benetton Tyrrell	73	9
9	3	M. Alboreto	Benetton Tyrrell	73 Accident	7
10	6	R. Patrese	Brabham BT52	72 Broken Turbo	11
11	15	A. Prost	Renault ELF RE40	72 Engine problems	8
12	12	N. Mansell	JPS 92	72 Tires	13
13	16	E. Cheever	Renault ELF RE30C	67 Gearbox	15
14	30	A. Jones	Arrows A6	58 Steering	12
15	5	N. Piquet	Brabham BT52	51 Faulty Throttle	20
16	22	A. De Cesaris	Alfa Romeo 183T	48 Broken Gearbox	19
17	11	E. De Angelis	JPS 93T	29 Handling	5
18	33	R. Guerrero	Theodore N 183	27 Broken Gearbox	18
19	25	J. Jarier	Ligier JS21	26 Accident	10
20	36	B. Giacomelli	Toleman TG 1838	26 Electrical	14
21	23	M. Baldi	Alfa Romeo 183T	26 Accident	21
22	27	P. Tambay	Ferrari 126/C2B	25 Accident	1
23	1	K. Rosberg	Saudia Williams	25 Accident	3
24	17	E. Salazar	March Ram 01	25 Broken Gear	25
25	35	D. Warwick	Toleman TG 183B	11 Accident	6
26	9	M. Winkelhock	ATS-BMW D06	3 Accident	24

RESULTS 1982 TOYOTA GRAND PRIX OF LONG BEACH

EVENT: 1982 Toyota Grand Prix of Long Beach Sanctioned by Sports Car club of America  
 DATE: April 2,3,4 Conducted by Long Beach Grand Prix Association  
 CIRCUIT: Long Beach, Calif. 2.129 Miles

---  
 Race Length: 75.5 Laps, 160.740 miles Fastest Qualifier: De Cesaris Lap Leaders: 1-14 - de Cesaris  
 Fastest Race Lap: Lauda 1:30.831 1:27.31 87.802 mph 15-75 - Lauda  
 Miles Per Hour: 84.398 mph Winner's Avg. Speed: 81.457 mph  
 Total Race Time: 1:58:25.318 Victory Margin: 14.66 seconds

Pos.	No.	Driver	Entrant/Car	Laps	Qual. Pos.
1	8	Niki Lauda	Marlboro McLaren MP4B/4	75	2
2	6	Keke Rosberg	TAG Williams FW07D/15	75	8
DQ	27	Gilles Villeneuve	SpA Ferrari 126C2/057	75	7
3	2	Riccardo Patrese	Parmalat Brabham BT49C/15	75	18
4	3	Michele Alboreto	Imola Tyrrell 011/4	75	12
5	11	Elio de Angelis	John Player Lotus 91/6	74	16
6	7	John Watson	Marlboro McLaren MP4B/5	74	11
7	12	Nigel Mansell	John Player Lotus 91/7	73	17
8	17	Jochen Mass	Aries Grand Prix March 821/08	73	21
9	18	Raul Boesel	Aries Grand Prix March 821/09	70	23
10	4	Slim Borgudd	Imola Tyrrell 011/3	68	24
11	25	Eddie Cheever	Equipe Talbot-Gitanes Ligier JS17/04	59	13
12	22	Andrea De Cesaris	Autodelta Alfa Romeo 182/2	33	Crash 1
13	29	Brian Henton	Ragno Arrows A4/1	32	Crash 20
14	14	Roberto Guerrero	Ensign N181/1	27	Crash 19
15	26	Jacques Laffite	Equipe Talbot-Gitanes Ligier JS17/05	26	Stalled 15
16	31	Jean-Pierre Jarier	Osella Automobili FALC/03	26	Transmission 10
17	1	Nelson Piquet	Parmalat Brabham BT49D/16	25	Crash 6
18	33	Derek Daly	Theodore TY-02/1	22	Crash 22
19	5	Mario Andretti	TAF Williams FW07D/16	19	Accident damage 14
20	15	Alain Prost	Renault-Elf RE30B/7	10	Brakes 4
21	28	Didier Pironi	SpA Ferrari 126C2/056	6	Crash 9
22	16	Rene Arnoux	Renault-Elf RE30B/7	5	Accident 3
23	23	Bruno Giacomelli	Autodelta Alfa Romeo 182/1	5	Accident 5
24	10	Eliseo Salazar	ATS Wheels D06/02	3	Crash 26
25	9	Manfred Winkelhock	ATS Wheels D06/01	1	Accident 25

DQ - Gilles Villeneuve disqualified for having used an irregular wing.

DNQ - Teo Fabi (Toleman) Riccardo Paletti (Osella), Chico Serra (Fittipaldi), Mauro Baldi (Arrows)

DNPQ - Derek Warwick (Toleman)

RESULTS 1981 TOYOTA GRAND PRIX OF LONG BEACH

EVENT: 1981 Toyota Grand Prix of Long Beach  
 DATE: March 13, 14, 15  
 CIRCUIT: Long Beach, California 2.02 Miles

Event Sanctioned by Sports Car Club of America  
 Event Conducted by Long Beach Grand Prix Assn.

Race Length: 80.5 laps, Approx. 162.530 miles  
 Fastest Race Lap: Jones 1:20.901  
 Miles Per Hour: 89.863 mph  
 Total Race Time: 1:50:41.33

Fastest Qualifier: Patrese  
 1:19.339 91.563 mph  
 Winner's Avg. Speed 88.120 mph  
 Victory Margin: 9.19 seconds

Lap Leaders:  
 1-24 Patrese  
 25-31 Reutemann  
 32-80 Jones

Pos.	No.	Driver	Sponsor/car	Laps	Qual. Pos
1	1	Alan Jones	Albilad Williams/FW07B	80	2
2	2	Carlos Reutemann	Albilad Williams/FW07B	80	3
3	5	Nelson Piquet	Parmalat/Brabham BT49C	80	4
4	22	Mario Andretti	Marlboro/Alfa Romeo 179C	80	6
5	3	Eddie Cheever	Tyrrell/010	80	8
6	33	Patrick Tambay	Theodore/TY 01	79	17
7	21	Chico Serra	Fittipaldi/F8C	78	18
8	16	Rene Arnoux	Equipe Renault Elf/RE 20	77	20
9	14	Marc Surer	Ensign/N 180B	70 Electrics	19
10	28	Didier Pironi	Scuderia Ferrari SpA SEFAC/126CX	67 Engine	11
11	25	Jean-Pierre Jarier	Equipe Talbot Gitanes/Ligier JS17	64 Fuel Pump	10
12	6	Hector Rebaque	Parmalat /Brabham BT 49C	49 Accident	15
13	26	Jacques Laffite	Equipe Talbot Gitanes/Ligier JS17	41 Collision/Cheever	12
14	23	Bruno Giacomelli	Marlboro/Alfa Romeo/179C	41 Collision/Lammers	9
15	20	Keke Rosberg	Fittipaldi, F8-C	41 Distributor	16
16	9	Jan Lammers	Team, ATS/D4	41 Collision/Giacomelli	21
17	29	Riccardo Patrese	Penthouse-Ragno Arrows A3	33 Fuel Filter	1
18	32	Beppe Gabbiani	Denim Osella/ FA 1B	26 Accident	24
19	12	Nigel Mansell	Essex Lotus / 81	25 Accident	7
20	27	Gilles Villeneuve	Scuderia Ferrari SpA SEFAC/126 CX	17 Driveshaft	5
21	7	John Watson	Marlboro McLaren/M29F	16 Engine	23
22	11	Elio de Angelis	Essex Lotus/81	13 Accident	13
	15	Alain Prost	Equipe Renault Elf/RE 20	0 Hit by de Cesaris	14
	8	Andrea de Cesaris	Marlboro McLaren/M29F	0 Hit by Prost	22

RSLBGP81.DOC



RESULTS 1979 LONG BEACH GRAND PRIX

EVENT: 1979 Lubri Lon Long Beach Grand Prix  
 DATE: April 8, 1979  
 CIRCUIT: Long Beach, CA; 2.02 Miles in Length

Event Sanctioned by ACCUS  
 Event Conducted by Long Beach Grand Prix Association

Race Length: 80.5 laps, 162.530 Miles  
 Fastest Race Lap: Villeneuve 1:21.200  
 Miles Per Hour: 89.560  
 Total Race Time: 1:50:25.400

Fastest Qualifier: Villeneuve, Victory Margin: 29.380  
 1:18.825, 92.255 mph Lap Leaders: Laps 1-80.5 Villeneuve  
 Winner's Average Speed: 89.557  
 Outright Lap Record: Gilles Villeneuve 1:18.825 (92.255 mph)  
 Set: April 7, 1979 Formula One Qualifying Ferrari 312 T4

Pos.	Number	Driver	Sponsor/Car	Laps	Driver Points	Qualifying Position
1	12	Gilles Villeneuve	Ferrari/Ferrari 312 T4	80	9	1
2	11	Jody Scheckter	Ferrari/Ferrari 312 T4	80	6	3
3	27	Alan Jones	Albilad-Saudia/Williams FW06	80	4	10
4	1	Mario Andretti	Martini/Lotus 79	80	3	6
5	25	Patrick Depailler	Ligier Gitanes/Ligier JS11	80	2	4
6	4	Jean Pierre Jarier	Team Tyrrell/Tyrrell 009	79	1	7
7	18	Elio De Angelis	Shadow Racing/Shadow DN9/B	78		20
8	6	Nelson Piquet	Parmalat/Brabham/Alfa	78		12
9	30	Jochen Mass	Warsteiner/Arrows Al-B	78		13
10	3	Didier Pironi	Team Tyrrell/Tyrrell 009	73*	Disqualified, push start	17
11	31	Hector Rebaque	Rebaque/Lotus 79	71*	Accident	23
12	22	Derek Daly	Team Ensign/N 79	68*	Accident	24
13	7	John Watson	Lowenbrau/McLaren M28	62*	Engine Failure	18
14	9	Hans Stuck	ATS Wheels/ATS D1/003	49*	Disqualified, push start	21
15	28	Clay Regazzoni	Albilad-Saudia/Williams FW06	48*	Valve Trail	15
16	17	Jon Lammers	Samson/Shadow DN9/B	47*	Accident	14
17	29	Ricardo Patrese	Warsteiner/Arrows Al-B	40*	Brake Master Cylinder	9
18	2	Carlos Reutemann	Martini/Lotus 79	21*	Drive Shaft	2
19	14	Emerson Fittipaldi	Fittipaldi Automotive/Copersucar	19*	Drive Shaft	16
20	24	Arturo Merzario	Team Merzario/Merzario A/2	13*	Fire in Engine	22
21	26	Jacques Laffite	Gitanes/Ligier JS 11	8*	Mechanical	5
22	5	Niki Lauda	Parmalat/Brabham/Alfa	0*	Accident	11
23	8	Patrick Tambay	Lowenbrau/McLaren M28	0*	Accident	19
24	20	James Hunt	Olympus/Cameras Wolf WR7	0*	Mechanical	8

\*Did not complete 90%, of laps completed by Leader

SLBC79.P02

RESULTS 1978 LONG BEACH GRAND PRIX

EVENT: 1978 Lubri Lon Long Beach Grand Prix  
 DATE: April 8, 1979  
 CIRCUIT: Long Beach, California 2.019 Miles in Length

Event Sanctioned by Sports Car Club of America  
 Event Conducted by Long Beach Grand Prix Association

Race Length: 80.5 laps, 162.530 Miles  
 Fastest Race Lap: Jones, 1:22.215  
 Miles Per Hour: 88.432  
 Total Race Time: 1:52.01.301

Fastest Qualifier: Reutemann, 1:20.636, 90.183 mph  
 Winner's Average Speed: 87.096  
 Outright Lap Record: Tony Brise 1:19.905 (91.008 mph)  
 Victory Margin: 11.301 Seconds  
 Lap Leaders: Laps 1-38 Villeneuve  
 Laps 39-80 Reutemann  
 Set: September 28, 1975 Formula 5000 Race Theodore Racing Lola

Pos.	Num	Driver	Sponsor/Car	Laps	Driver Points	Qualifying Position
1	11	Carlos Reutemann	Ferrari T2	80	9	1
2	5	Mario Andretti	John Player/Lotus Mk 111	80	6	4
3	4	Patrick Depailler	1st Nat. City/Elf Tyrrell 008	80	4	12
4	6	Ronnie Peterson	John Player/Lotus Mk IV	80	3	6
5	26	Jacques Laffite	Gitanes/Ligier Matra JS7	80	2	14
6	35	Ricardo Patrese	Ambrosio-Warsteiner/Arrows	79	1	9
7	27	Alan Jones	Saudi/Williams FW06	79		8
8	14	Emerson Fittipaldi	Copersucar/Fittipaldi	79		15
9	36	Rolf Stommelen	Ambrosio-Warsteiner/Arrows	79		18
10	17	Clay Regazzoni	Villiger Tabatip/Shadow DN8	79		20
11	10	Jean Pierre Jarier	Sony-ATS/Ford-ATS-1	75		19
12	8	Patrick Tambay	Marlboro-Texaco McLaren M26	74		11
13	20	Jody Scheckter	Wolf/Ford	59*DNF	Front Wing Damage	10
14	19	Vittorio Brambilla	Beta Surtees TS 19	50*DNF	Engine Failure	17
15	15	Jean-Pierre Jabouille	Renault Turbo ELF RS01	43*DNF	Turbo Fire	13
16	12	Gilles Villeneuve	Ferrari T3	38*DNF	Accident Turn 10	2
17	1	Niki Lauda	Parmalat/Brabham Alfa Romeo BT-46	27*DNF	Electrical	3
18	3	Didier Pironi	1st Nat. City/Elf Tyrrell 008	27*DNF	Gear Box	22
19	37	Arturo Merzario	Marlboro/Merzario	17*DNF	Left Front Suspension	21
20	9	Jochen Mass	Sony-ATS/Ford-ATS-1	11*DNF	Oil Line-Brakes	16
21	2	John Watson	Parmalat/Brabham Alfa Romeo BT-46	9*DNF	Mechanical	5
22	7	James Hunt	Marlboro-Texaco McLaren M26		Accident	7

\*DNF Did not complete 90% of laps completed by Leader

RESULTS 1977--LONG BEACH GRAND PRIX

Event: Long Beach Grand Prix  
 Date: April 3, 1977  
 Circuit: Long Beach, California 2.02 Miles in Length

Guaranteed Minimum Purse: \$300,000.00  
 Event Sanctioned By: Sports Car Club of America  
 Event Conducted By: Long Beach Grand Prix Association

-----  
Race Length: 80 Laps, 161.6 Miles      Fastest Qualifier: Niki Lauda      Victory Margin: .773 Seconds  
Fastest Race Lap: Lauda, 1:22.753      1:21.650, 89.085 MPH      Lap Leaders: Car #20 Laps # 1-76  
 87.879 MPH      Winner's Average Speed: 86.889 MPH      Car # 5 Laps #77-80  
Total Race Time: 1:51:35.470      Weather: Clear and Sunny  
 -----

Pos.	Car No.	Driver	Sponsor/Car	Laps Comp.	Driver Points	Qualifying Position
1	5	Mario Andretti	John Player Lotus	80	9	2
2	11	Niki Lauda	Ferrari	80	6	1
3	20	Jody Scheckter	Wolf/Ford	80	4	3
4	4	Patrick Depailler	1st Nat'l City Travelers Checks/ Elf Tyrrell (6 wheel)	80	3	12
5	28	Emerson Fittipaldi	Copersucar Fittipaldi	80	2	7
6	34	Jean-Pierre Jarier	ATS Penske	79	1	9
7	1	James Hunt	Marlboro McLaren	79		8
8	6	Gunnar Nilsson	John Player Lotus	79		16
9	26	Jacques Laffite	Ligier-Matra Gitanes	78	NR/Master Switch	5
10	10	Brain Henton	Rothmans International	77		18
11	18	Hans Binder	Durex-Surtees	77		19
	3	Ronnie Peterson	1st Nat'l City Travelers Checks/ Elf Tyrrell (6 wheel)			
				62*NR/Fuel Line		10
	22	Clay Regazzoni	Tissot Ensign	57*NR/No 2nd Gear		13
	8	Hans Stuck	Martini/Brabham Alfa	53*NR		17
	17	Alan Jones	Ambrosio Shadow	40*NR/Gear Box		14
	2	Jochen Mass	Marlboro McLaren	39*NR/Vibration		15
	7	John Watson	Martini/Brabham Alfa	33*NR/Excl. From Comp.		6
	16	Renzo Zorzi	Ambrosio Shadow	27*NR/Gear Box		20
	9	Alex Ribeiro	Hollywood March	15*NR/Eng., Gear Box		22
	12	Carlos Reutemann	Ferrari	5*NR/Handling		4
	30	Brett Lunger	Chesterfield March	4*NR/Accident		21
	19	Vittorio Brambilla	Beta Surtees	0*NR/Accident		11

\* DNF- Did Not Complete 90% of Laps Completed by Leader      NR - Not Running at Finish

R BGP .DO

RESULTS 1976 LONG BEACH GRAND PRIX

Event:	Long Beach Grand Prix	Total race time:	1:53:18.471
Date:	March 28, 1976	Fastest race lap:	Clay Regazzoni 1:23.076, 86.706 mph L61
Circuit:	Long Beach, CA 2.001 miles	Fastest qualifier:	Regazzoni, 1:23.099
Race Length:	80 laps, 160.080 Miles	Winner's Avg. speed:	85.57 mph
Weather:	Clear & Sunny	Victory margin:	42.414 sec.

Pos.	Car No.	Driver/Hometown	Sponsor/Car	Laps Comp	Qualifying Position
1	2	Clay Regazzoni/Switzerland	SPA Ferrari Sefac	80	1
2	1	Niki Lauda/Austria	SPA Ferrari Sefac	80	4
3	4	Patrick Depailler/France	ELF Team Tyrrell	80	2
4	26	Jacques Laffite/France	Equipe Ligier Gitanes	80	12
5	12	Jochen Mass/Germany	Marlboro Team Texaco	80	14
6	30	Emerson Fittipaldi/Brazil	Copersucar Fittipaldi	79	16
7	17	Jean-Pierre Jarier/France	Shadow Racing Team	79	7
8	22	Chris Amon/New Zealand	Norris Team Ensign	78	17
9	8	Carlos Pace/Brazil	Martini Racing	77	13
10	10	Ronnie Peterson/Sweden	March Engineering	77	6
11	19	Alan Jones/England	Team Surtees	70	19
12	28	John Watson/Ireland	First National Penske	69	9
13	3	Jody Scheckter/South Africa	Elf Team Tyrrell	34 Suspension	11
14	16	Tom Pryce/Wales	Shadow Racing Team	32 Drive-shaft	5
15	27	Mario Andretti/USA	Vels Parnelli Jones Racing	15 Water leak	15
16	11	James Hunt/England	Marlboro Team Texaco	3 Accident (Depailler)	3
17	34	Hans Stuck/Germany	Theodore Racing-March	2 Accident (Fittipaldi)	18
18	6	Gunnar Nilsson/Sweden	John Player Team Lotus	0 Suspension	20
19	7	Carlos Reutemann/Argentina	Martini Racing	0 Accident (Brambilla)	10
20	9	Vittorio Brambilla/Italy	Beta Team March	0 Accident (Reutemann)	8

RSLBGP76.DOC





# STATS



## Acura Grand Prix of Long Beach Podium Finishes, 1975-2025

Year	Winner (Laps Led) (Car), Sponsor, Engine, Chassis	Second (Laps Led) (Car), Sponsor, Engine, Chassis	Third (Laps Led) (Car), Sponsor, Engine, Chassis	Time (Margin)	Laps (Circuit Length)
2025	<b>Kyle Kirkwood (46)</b> (#27) PreFab Andretti Honda DW12	<b>Alex Palou</b> (#10) DHL Chip Ganassi Honda DW12	<b>Christian Lundgaard (26)</b> (#7) Arrow McLaren Chev DW12	1:45:51.206 (2.6859 sec.)	90 (1.968 mi.)
2024	<b>Scott Dixon (42)</b> (#9) PNC Bank Ganassi Honda DW12	<b>Colton Herta (7)</b> (#26) Gainbridge Andretti Honda DW12	<b>Alex Palou</b> (#10) DHLi Chip Ganassi Racing Honda DW12	1:42:03.142 (0.9798)	85 (1.968.)
2023	<b>Kyle Kirkwood (53)</b> (#27) Autonation Andretti Honda DW12	<b>Romain Grosjean</b> (#28) DHL Andretti Honda DW12	<b>Marcus Ericsson</b> (#8) Huski Chip Ganassi Racing Honda DW12	1:43:17.375 (0.991)	85 (1.968.)
2022	<b>Josef Newgarden (32)</b> (#2) Hitachi Team Penske Chev DW12	<b>Romain Grosjean</b> (#28) DHL Andretti Honda DW12	<b>Alex Palou (22)</b> (#10) NTT Data Chip Ganassi Racing Honda DW12	1:46:48.010 (1.287)	85 (1.968.)
2021	<b>Colton Herta (43)</b> (#26) Andretti Autosport Honda DW12	<b>Josef Newgarden (18)</b> (#2) Hitachi Team Penske Chev DW12	<b>Scott Dixon (1)</b> (#9) PNC Bank Chip Ganassi Racing Honda DW12	1:49:10.376 (0.588)	85 (1.968.)
2019	<b>Alexander Rossi (80)</b> (#27) NAPA Honda DW12	<b>Josef Newgarden (2)</b> (#2) Hitachi Team Penske Chev DW12	<b>Scott Dixon</b> (#9) PNC Bank Chip Ganassi Racing Honda DW12	1:41:35.560 (20.236)	85 (1.968)
2018	<b>Alexander Rossi (71)*</b> (#27) NAPA Honda DW12	<b>Will Power (6)</b> (#12) Verizon Team Penske Chev DW12	<b>Ed Jones</b> (#10) NTT Data Chip Ganassi Honda DW12	1:53:15.243 (1.241 sec.)	85 (1.968)
2017	<b>James Hinchcliffe (25)</b> (#5) Arrow SPM Honda DW12	<b>Sebastien Bourdais</b> (#18) Trench Shoring Honda DW12	<b>Josef Newgarden</b> (#2) Verizon Team Penske Chev DW12	1:50:28.982 (1.494)	85 (1.968)
2016	<b>Simon Pagenaud (28)</b> (#22) PPG Penske Chev DW12	<b>Scott Dixon (2)</b> (#9) Target Chip Ganassi Chev DW12	<b>Helio Castroneves (47)*</b> (#3) Auto Club Penske Chev DW12	1:33:54.484 (0.303)	80 (1.968)
2015	<b>Scott Dixon (44)</b> (#9) Target Chip Ganassi Chev DW12	<b>Helio Castroneves (31)*</b> (#3) Auto Club Penske Chev DW12	<b>Juan Pablo Montoya</b> (#2) Verizon Team Penske Chev DW12	1:37:35.235 (2.222)	80 (1.968)
2014	<b>Mike Conway (3)</b> (#20) Fuzzy's Vodka/ECR Chev DW12	<b>Will Power</b> (#12) Verizon Team Penske Chev DW12	<b>Carlos Munoz</b> (#34) Cinsay Andretti TV Honda DW12	1:54:41.642 (0.901)	80 (1.968)
2013	<b>Takuma Sato (50)</b> (#14) ABC Supply Honda DW12	<b>Graham Rahal</b> (#15) Midas/Big O Tires Honda DW12	<b>Justin Wilson</b> (#19) Dale Coyne Racing Honda DW12	1:50:08.716 (5.361)	80 (1.968)
2012	<b>Will Power (15)</b> (#12) Verizon Team Penske Chev DW12	<b>Simon Pagenaud (26)</b> (#77) Schmidt Hamilton HP Honda DW12	<b>James Hinchcliffe</b> (#27) Team GoDaddy.com Chev DW12	1:54:01.608 (0.8675)	85 (1.968)
2011	<b>Mike Conway (14)</b> (#27) Window World Cares Honda Dal	<b>Ryan Briscoe (35)</b> (#6) Penske Truck Rentals Honda Dal	<b>Dario Franchitti</b> (#10) Target Chip Ganassi Honda Dal	1:53:11.100 (6.320)	85 (1.968)
2010	<b>Ryan Hunter-Reay (64)</b> (#37) Team IZOD Honda Dal	<b>Justin Wilson</b> (#22) Team Z-Line Designs Honda Dal	<b>Will Power (19)*</b> (#12) Verizon Team Penske Honda Dal	1:47:12.540 (5.605)	85 (1.968)
2009	<b>Dario Franchitti (51)</b> (#10) Target Chip Ganassi Honda Dal	<b>Will Power (16)*</b> (#12) Team Verizon Wireless Honda Dal	<b>Tony Kanaan (7)</b> (#11) Team 7-Eleven Honda Dal	1:58:47.466 (3.318)	85 (1.968 )
2008	<b>Will Power (81)</b> (#8) Team Australia Cos DP01	<b>Franck Montagny</b> (#7) Indeck-Forsythe Cos DP01	<b>Mario Dominguez</b> (#96) Pac. Coast Motorsports Cos DP01	1:45:25.415 (5.094)	83 (1.968.)
2007	<b>Sebastien Bourdais (58)*</b> (#1) McDonald's Cos DP01	<b>Oriol Servia (7)</b> (#3) Indeck-Forsythe Cos DP01	<b>Will Power</b> (#5) Aussie Vineyards Cos DP01	1:40:43.975 (2.614)	78 (1.968)
2006	<b>Sebastien Bourdais (70)*</b> (#1) McDonald's Ford Cos LT	<b>Justin Wilson</b> (#9) CDW Ford Cos LT	<b>Alex Tagliani</b> (#15) Aussie Vineyards Ford Cos LT	1:40:07.670 (14.096 )	74 (1.968)
2005	<b>Sebastien Bourdais (37)</b> (#1) McDonald's Ford Cos LT	<b>Paul Tracy (23)*</b> (#3) Indeck-Forsythe Ford Cos LT	<b>Bruno Junqueira (8)</b> (#2) PacifiCare Ford Cos LT	1:46:29.768 (4.138 )	81 (1.968)
2004	<b>Paul Tracy (78)</b> (#1) Indeck-Forsythe Ford Cos LT	<b>Bruno Junqueira (1)*</b> (#6) PacifiCare Ford Cos LT	<b>Sebastien Bourdais</b> (#2) McDonald's Ford Cos LT	1:44:12.348 (5.681)	81 (1.968)
2003	<b>Paul Tracy (33)</b> (#3) Player's Indeck Ford Cos LT	<b>Adrian Fernandez</b> (#51) Tecate Quaker State Ford Cos LT	<b>Bruno Junqueira</b> (#1) PacifiCare Ford Cos LT	1:56:01.792 (4.544)	90 (1.968)
2002	<b>Michael Andretti (43)</b> (#39) Motorola Honda RI	<b>Jimmy Vasser (14)*</b> (#8) Shell Ford Cos LT	<b>Max Papis</b> (#22) Rockwell Ford Cos LT	2:02:14.542 (0.466)	90 (1.968)
2001	<b>Helio Castroneves (82)*</b> (#3) Marlboro Team Penske Honda RI	<b>Cristiano da Matta</b> (#6) Newman/Haas Toyota LT	<b>Gil de Ferran</b> (#1) Marlboro Team Penske Honda RI	1:52:17.779 (0.534)	82 (1.968)
2000	<b>Paul Tracy (21)</b> (#26) KOOL Honda RI	<b>Helio Castroneves</b> (#3) Marlboro Team Penske Honda RI	<b>Jimmy Vasser</b> (#12) Target/Ganassi Toyota LT	1:57:11.132 (3.191)	82 (1.968)
1999	<b>Juan Pablo Montoya (40)</b> (#4) Target/Ganassi Honda RI	<b>Dario Franchitti</b> (#27) KOOL Honda RI	<b>Bryan Herta (1)</b> (#8) Shell Ford Cos RI	1:45:48.688 (2.805)	85 (1.824)

## Acura Grand Prix of Long Beach Podium Finishes, 1975-2025 cont.

Year	Winner (Laps Led) (Car), Sponsor, Engine, Chassis	Second (Laps Led) (Car), Sponsor, Engine, Chassis	Third (Laps Led) (Car), Sponsor, Engine, Chassis	Time (Margin)	Laps (Circuit Length)
1998	<b>Alex Zanardi (2)</b> (#1) Target/Ganassi Honda RI	<b>Dario Franchitti (2)</b> (#27) KOOL Honda RI	<b>Bryan Herta (26)*</b> (#8) Shell Ford Cos RI	1:51:29.113 (2.197)	105 (1.574)
1997	<b>Alex Zanardi (41)</b> (#4) Target/Ganassi Honda RI	<b>Mauricio Gugelmin</b> (#17) Hollywood Mercedes RI	<b>Scott Pruett</b> (#20) Brahma Ford Cos RI	1:46:17.792 (3.820)	105 (1.586)
1996	<b>Jimmy Vasser (4)</b> (#12) Target/Ganassi Honda R96I	<b>Parker Johnstone</b> (#49) Motorola Reynard Honda R96I	<b>Al Unser Jr.</b> (#2) Marlboro Penske Mercedes PC	1:44:02.363 (3.447)	105 (1.586)
1995	<b>Al Unser Jr. (74)</b> (#1) Marlboro Penske Mercedes PC95	<b>Scott Pruett</b> (#20) Patrick Racing Ford Cos LT95	<b>Teo Fabi (13)</b> (#33) Combustion/Indeck Ford Cos R951	1:49:32.667 (23.125)	105 (1.586)
1994	<b>Al Unser Jr. (61)</b> (#31) Marlboro Penske 94 Ilmor V8	<b>Nigel Mansell</b> (#1) Kmart Texaco Havoline Ford Cos LT94	<b>Robby Gordon (2)</b> (#9) Valvoline/Cummins Ford Cos LT94	1:40:53.582 (39.107)	105 (1.586)
1993	<b>Paul Tracy (81)</b> (#12) Marlboro Penske Chevy V8 PC93	<b>Bobby Rahal</b> (#1) Miller Genuine Draft Chevy V8 RH	<b>Nigel Mansell (24)* (R)</b> (#5) Kmart/Texaco Havoline Ford Cos L93	1:47:36.418 (12.658)	105 (1.586)
1992	<b>Danny Sullivan (7)</b> (#18) Molson-Kraco-STP Chevy V8 G92	<b>Bobby Rahal</b> (#12) Miller Genuine Draft Chevy V8 L92	<b>Emerson Fittipaldi</b> (#5) Marlboro Penske 92 Chevy V8	1:48:56.715 (0.596)	105 (1.586)
1991	<b>Al Unser Jr. (93)</b> (#1) Team Valvoline Chevrolet L91	<b>Bobby Rahal</b> (#18) STP-Kraco Chevrolet L91	<b>Eddie Cheever</b> (#8) Target-Scotch Chevrolet L91	1:57:14.162 (3.892)	95 (1.67)
1990	<b>Al Unser Jr. (91)*</b> (#5) Team Valvoline Chevrolet L90	<b>Emerson Fittipaldi</b> (#1) Marlboro Penske Chevrolet 90	<b>Danny Sullivan</b> (#7) Marlboro Penske Chevrolet 90	1:53:00.937 (1.724)	95 (1.67)
1989	<b>Al Unser Jr. (84)*</b> (#2) Team Valvoline Chevrolet LT8900	<b>Michael Andretti (3)</b> (#6) Kmart/Havoline Chevrolet LT8900	<b>Emerson Fittipaldi</b> (#20) Marlboro Penske Chevrolet PC-17	1:51:19.786 (12.377)	95 (1.67)
1988	<b>Al Unser Jr. (73)</b> (#3) Team Valvoline Chevrolet March 88C	<b>Bobby Rahal</b> (#1) Budweiser Truesports Judd Lola T8800	<b>Kevin Cogan</b> (#11) Schaefer/Playboy Cos March 87C	1:53:47.340 (1 lap + 33.482)	95 (1.67)
1987	<b>Mario Andretti (95)*</b> (#5) Hanna Auto Wash Chevrolet LT8700	<b>Al Unser Jr.</b> (#30) Domino's Pizza Cos March 87C	<b>Tom Sneva</b> (#33) Skoal Bandit Cos March 87C	1:51:33.036 (1 + 29.350)	95 (1.67)
1986	<b>Michael Andretti (47)</b> (#18) Kraco-STP-Lean Machine Cos M86	<b>Al Unser Jr. (15)</b> (#30) Domino's Pizza Cos Lola T8600	<b>Geoff Brabham</b> (#8) Valvoline Spirit Cos Lola T8600	1:57:34.180 (0.380)	95 (1.67)
1985	<b>Mario Andretti (70)*</b> (#1) Newman/Haas Beatrice Cos Lola T900	<b>Emerson Fittipaldi</b> (#40) 7-Eleven Cos March 85C	<b>Danny Sullivan (20)</b> (#4) Miller High Life Cos March 85C	1:42:50.070 (60.130)	90 (1.67)
1984	<b>Mario Andretti (112)*</b> (#3) Budweiser Haas Cos Lola	<b>Geoff Brabham</b> (#18) Electrolux-Kraco Cos March	<b>Tom Sneva</b> (#4) Texaco Star Cos March	2:15:23 (63.2)	112 (1.67)
1983	<b>John Watson (32)</b> (#7) Marlboro MP4/1C	<b>Niki Lauda</b> (#8) Marlboro MP4/1C	<b>Rene Arnoux</b> (#28) Ferrari 126/C2B	1:53:34.889 (27.993)	75 (2.035)
1982	<b>Niki Lauda (61)</b> (#8) Marlboro McLaren MP4B/4	<b>Keke Rosberg</b> (#6) TAG Williams FW07D/15	<b>Ricardo Patrese ^</b> (#2) Parmalat/Brabham BT49C/15	1:58:25.318 (14.66)	75 (2.129)
1981	<b>Alan Jones (49)</b> (#1) Albilad Williams/FW07B	<b>Carlos Reutemann (7)</b> (#2) Albilad Williams/FW07B	<b>Nelson Piquet</b> (#5) Parmalat/Brabham BT49C	1:50:41.330 (9.190)	80 (2.02)
1980	<b>Nelson Piquet (80)*</b> (#5) Parmalat/Brabham BT49	<b>Ricardo Patrese</b> (#29) Warsteiner/Penthouse/Arrows A-3	<b>Emerson Fittipaldi</b> (#20) Skol/Fittipaldi F-7	1:50:18.550 (49.280)	80 (2.02)
1979	<b>Gilles Villeneuve (80)*</b> (#12) Ferrari/Ferrari 312 T4	<b>Jody Scheckter</b> (#11) Ferrari/Ferrari 312 T4	<b>Alan Jones</b> (#27) Albilad-Saudia Williams FW06	1:50:25.400 (29.380)	80 (2.02)
1978	<b>Carlos Reutemann (42)*</b> (#11) Ferrari T2	<b>Mario Andretti</b> (#5) John Player/Lotus Mk 111	<b>Patrick Depailler</b> (#4) 1st Nat. City/ELF Tyrrell 008	1:52:01.301 (11.301)	80 (2.02)
1977	<b>Mario Andretti (4)</b> (#5) John Player Lotus	<b>Niki Lauda*</b> (#11) Ferrari	<b>Jody Scheckter (76)</b> (#20) Wolf/Ford	1:51:35.470 (0.773)	80 (2.02)
1976	<b>Clay Regazzoni (80)*</b> (#2) SPA Ferrari Sefac	<b>Niki Lauda</b> (#1) SPA Ferrari Sefac	<b>Patrick Depailler</b> (#4) ELF Team Tyrrell	1:53:18.471 (42.414)	80 (2.00)
1975	<b>Brian Redman (15)</b> (#1) Boraxo Lola T332	<b>Vern Schuppan</b> (#48) Jorgensen Eagle	<b>Eppie Wietzes</b> (#94) Formula Racing Lola T400M	1:10:12.042 (29.946)	50 (2.02)

\* Pole position; ^ Moved up from 4th due to DQ of Gilles Villeneuve

Engines: Cos=Cosworth; Ford Cos=Ford Cosworth; Chev=Chevrolet. Chassis: LT=Lola; PC=Penske; R\*\*=Reynard; DP01=Panoz DP01; Dal=Dallara; DW12=Dallara DW12

## Fastest Qualifiers, 1975-2025

Year	Type	Name (Laps Led)	Car	Time	Speed	Finish
2025	INDYCAR	Kyle Kirkwood (46)	(#27) PreFab Andretti Honda DW12	66.192 sec.	107.034 mph	<b>Won</b>
2024	INDYCAR	Felix Rosenqvist (1)	(#60) Autonation MSR Honda DW12	66.017	107.317	9th
2023	INDYCAR	Kyle Kirkwood (53)	(#27) Autonation Andretti Honda DW12	66.288	106.879	<b>Won</b>
2022	INDYCAR	Colton Herta (28)	(#26) Gainbridge Honda DW12	<b>65.310</b>	<b>108.480</b>	23rd
2021	INDYCAR	Josef Newgarden (18)	(#2) Hitachi Team Penske Chev DW12	68.224	103.846	2nd
2019	INDYCAR	Alexander Rossi (80)	(#27) NAPA Honda DW12	66.481	106.569	<b>Won</b>
2018	INDYCAR	Alexander Rossi (71)	(#27) NAPA Honda DW12	66.552	106.459	<b>Won</b>
2017	INDYCAR	Helio Castroneves (0)	(#3) Auto Club Penske Chev DW12	66.225	106.980	9th
2016	INDYCAR	Helio Castroneves (47)	(#3) Auto Club Penske Chev DW12	67.125	105.547	3rd
2015	INDYCAR	Helio Castroneves (31)	(#3) Auto Club Penske Chev DW12	66.629	106.331	2nd
2014	INDYCAR	Ryan Hunter-Reay (51)	(#1) DHL Honda DW12	67.822	104.462	20th
2013	INDYCAR	Dario Franchitti (27)	(#10) Target Chip Ganassi Honda DW12	67.238	105.369	4th
2012	INDYCAR	Ryan Briscoe* (5)	(#2) Hitachi Team Penske Chev DW12	68.609	103.264	7th
2011	INDYCAR	Will Power (29)	(#12) Verizon Team Penske Honda Dal	69.065	102.582	10th
2010	INDYCAR	Will Power (19)	(#12) Verizon Team Penske Honda Dal	69.319	102.206	3rd
2009	INDYCAR	Will Power (16)	(#12) Team Verizon Wireless Honda Dal	69.711	101.631	2nd
2008	Champ Car	Justin Wilson (0)	(#2) McDonald's Cos DP01	66.902	105.898	19th
2007	Champ Car	Sebastien Bourdais (58)	(#1) McDonald's Cos DP01	67.546	104.889	<b>Won</b>
2006	Champ Car	Sebastien Bourdais (70)	(#1) McDonald's Ford Cos LT	66.886	105.924	<b>Won</b>
2005	Champ Car	Paul Tracy (23)	(#3) Indeck-Forsythe Ford Cos LT	67.485	104.983	2nd
2004	Champ Car	Bruno Junqueira (1)	(#6) PacifiCare Ford Cos LT	68.913	102.898	2nd
2003	CART	Michel Jourdain Jr. (48)	(#9) Gigante Ford Cos LT	68.177	103.918	15th
2002	CART	Jimmy Vasser (14)	(#8) Shell Ford Cos LT	67.742	104.585	2nd
2001	CART	Helio Castroneves (82)	(#3) Marlboro Team Penske Honda RI	68.556	103.343	<b>Won</b>
2000	CART	Gil de Ferran (30)	(#2) Marlboro Team Penske Honda RI	67.494	104.969	7th
1999	CART	Tony Kanaan (44)	(#44) McDonald's Racing Honda RI	61.109	107.454	22nd
1998	CART	Bryan Herta (26)	(#8) Shell Ford Cos RI	50.945	111.626	3rd
1997	CART	Gil de Ferran (26)	(#5) Valvoline/Cummins Special Honda RI	51.293	111.313	21st
1996	CART	Gil de Ferran (38)	(#8) Pennzoil Special Honda R961	52.208	109.363	5th
1995	CART	Michael Andretti (17)	(#6) Kmart/Texaco Havoline Ford Cos LT95	52.482	108.792	9th
1994	CART	Paul Tracy (20)	(#3) Marlboro Penske 94 Ilmor V8	52.780	108.177	20th
1993	CART	Nigel Mansell (24)	(#5) Kmart/Texaco Havoline Ford Cos L93	52.903	107.926	3rd
1992	CART	Michael Andretti (44)	(#1) Kmart/Havoline Ford Cos L92	53.872	105.985	16th
1991	CART	Michael Andretti (2)	(#2) Kmart/Havoline Chevrolet L91	66.306	90.671	16th
1990	CART	Al Unser Jr. (91)	(#5) Team Valvoline Chevrolet L90	66.798	90.003	<b>Won</b>
1989	CART	Al Unser Jr. (84)	(#2) Team Valvoline Chevrolet Lola T8900	66.255	90.740	<b>Won</b>
1988	CART	Danny Sullivan (17)	(#9) Miller High Life Penske Chevrolet PC-1766.607		90.261	13th
1987	CART	Mario Andretti (95)	(#5) Hanna Auto Wash Chevrolet Lola T8700N/A		91.249	<b>Won</b>
1986	CART	Danny Sullivan (30)	(#4) Miller American March Cosworth 86C	66.565	90.318	11th
1985	CART	Mario Andretti (70)	(#1) Newman/Haas Beatrice Cos Lola T-900	65.213	92.190	<b>Won</b>
1984	CART	Mario Andretti (112)	(#3) Budweiser Haas Cosworth Lola	66.263	90.729	<b>Won</b>
1983	Formula One	Patrick Tambay (24)	(#27) Ferrari 126/C2B	86.117	85.070	22nd
1982	Formula One	Andrea De Cesaris (14)	(#22) Autodelta Alfa Romeo 182/2	87.310	87.802	12th
1981	Formula One	Ricardo Patrese (24)	(#29) Penthouse-Ragno Arrows A3	79.339	91.563	17th
1980	Formula One	Nelson Piquet (80)	(#5) Parmalat/Brabham BT49	77.690	93.578	<b>Won</b>
1979	Formula One	Gilles Villeneuve (80)	(#12) Ferrari/Ferrari 312 T4	78.825	92.255	<b>Won</b>
1978	Formula One	Carlos Reutemann (42)	(#11) Ferrari T2	80.636	90.183	<b>Won</b>
1977	Formula One	Niki Lauda (0)	(#11) Ferrari	81.650	89.805	2nd
1976	Formula One	Clay Regazzoni (80)	(#2) SPA Ferrari Sefac	83.099	87.530	<b>Won</b>
1975	Formula 5000	Mario Andretti (20)	(#5) Viceroy/Hilton Lola T332	N/A	88.450	13th

\* - started 11th due to IndyCar penalty on Chevrolet engines

## AGPLB Pole Positions Won

Mario Andretti	4
Helio Castroneves	4
Michael Andretti	3
Gil de Ferran	3
Will Power	3
Sebastien Bourdais	2
Kyle Kirkwood	2
Alexander Rossi	2
Danny Sullivan	2
Paul Tracy	2
Al Unser Jr.	2
Ryan Briscoe	1
Andrea De Cesaris	1
Dario Franchitti	1
Bryan Herta	1
Colton Herta	1
Ryan Hunter-Reay	1
Michel Jourdain Jr.	1
Bruno Junqueira	1
Tony Kanaan	1
Niki Lauda	1
Nigel Mansell	1
Josef Newgarden	1
Ricardo Patrese	1
Nelson Piquet	1
Clay Regazzoni	1
Carlos Reutemann	1
Felix Rosenqvist	1
Patrick Tambay	1
Jimmy Vasser	1
Gilles Villeneuve	1
Justin Wilson	1

## AGPLB Winners Who Were Series Champions the Same Year

Year	Series	Driver
2016	INDYCAR	Simon Pagenaud
2015	INDYCAR	Scott Dixon
2009	INDYCAR	Dario Franchitti
2007	Champ Car	Sebastien Bourdais
2006	Champ Car	Sebastien Bourdais
2005	Champ Car	Sebastien Bourdais
2003	CART	Paul Tracy
1999	CART	Juan Pablo Montoya
1998	CART	Alex Zanardi
1997	CART	Alex Zanardi
1996	CART	Jimmy Vasser
1994	CART	Al Unser Jr.
1990	CART	Al Unser Jr.
1984	CART	Mario Andretti
1975	Formula 5000	Brian Redman

## AGPLB Drivers with Podium Finishes, 1975-2025

Name	Sts.	Wins	2nd	3rd	Pct.	4th	5th	6-10	Pole	Laps Led
Al Unser Jr.	15	6	2	1	60.0	2	0	1	2	545
Mario Andretti	19	4	1	0	26.3	2	3	0	4	314
Paul Tracy	17	4	1	0	29.4	2	0	2	1	256
Sebastien Bourdais	15	3	1	1	33.3	0	0	3	2	173
Will Power	19	2	3	2	36.8	1	1	7	3	187
Scott Dixon	17	2	1	2	29.4	2	0	1	0	148
Michael Andretti	18	2	1	0	16.7	2	0	5	3	169
Alexander Rossi	9	2	0	0	22.2	0	0	3	2	151
Kyle Kirkwood	4	2	0	0	50.0	0	0	2	2	100
Mike Conway	6	2	0	0	33.3	0	0	1	0	17
Alex Zanardi	4	2	0	0	50.0	0	0	0	0	44
Niki Lauda	5	1	3	0	80.0	0	0	0	1	61
Josef Newgarden	13	1	2	1	30.8	1	0	4	1	102
Dario Franchitti	11	1	2	1	36.4	1	0	2	1	84
Helio Castroneves	16	1	2	1	25.0	0	0	6	4	194
Jimmy Vasser	16	1	1	1	18.8	1	1	6	1	38
Simon Pagenaud	11	1	1	0	18.2	1	3	1	0	54
Colton Herta	6	1	1	0	33.3	1	0	1	1	78
Carlos Reutemann	6	1	1	0	33.3	0	0	0	1	49
Danny Sullivan	12	1	0	2	25.0	0	0	4	2	74
James Hinchcliffe	10	1	0	1	20.0	1	0	3	0	25
Juan Pablo Montoya	5	1	0	1	40.0	1	0	0	0	40
Nelson Piquet	5	1	0	1	40.0	0	0	1	1	80
Alan Jones	6	1	0	1	33.3	0	0	1	0	49
John Watson	8	1	0	0	12.5	1	0	1	0	32
Ryan Hunter-Reay	15	1	0	0	6.7	0	1	3	1	151
Takuma Sato	12	1	0	0	8.3	0	1	3	0	67
Clay Regazzoni	5	1	0	0	20.0	0	0	1	1	80
Gilles Villeneuve	5	1	0	0	20.0	0	0	0	1	118
Brian Redman	1	1	0	0	100.0	0	0	0	0	15
Bobby Rahal	15	0	4	0	26.7	1	0	1	0	1
Emerson Fittipaldi	18	0	2	3	27.8	0	1	2	0	22
Justin Wilson	11	0	2	1	27.3	2	0	2	0	16
Romain Grosjean	4	0	2	0	50.0	0	0	1	0	0
Alex Palou	5	0	1	2	60.0	1	1	0	0	22
Bruno Junqueira	8	0	1	2	37.5	0	0	2	0	9
Jody Scheckter	6	0	1	1	33.3	0	1	0	0	76
Ricardo Patrese	6	0	1	1	33.3	0	0	2	1	24
Scott Pruett	9	0	1	1	22.2	0	0	2	0	0
Geoff Brabham	4	0	1	1	50.0	0	0	1	0	0
Nigel Mansell	2	0	1	1	100.0	0	0	0	1	24
Adrian Fernandez	11	0	1	0	9.1	2	0	3	0	2
Graham Rahal	18	0	1	0	5.6	1	1	3	0	4
Oriol Servia	13	0	1	0	7.7	0	1	4	0	12
Mauricio Gugelmin	8	0	1	0	12.5	0	1	3	0	0
Cristiano da Matta	6	0	1	0	16.7	0	1	2	0	30
Parker Johnstone	2	0	1	0	50.0	0	1	0	0	0
Ryan Briscoe	5	0	1	0	20.0	0	0	2	1	40
Franck Montagny	1	0	1	0	100.0	0	0	0	0	0
Vern Schuppan	1	0	1	0	100.0	0	0	0	0	0
Keke Rosberg	4	0	1	0	25.0	0	0	0	0	0
Patrick Depailler	5	0	0	2	40.0	1	1	0	0	0
Tom Sneva	5	0	0	2	40.0	1	0	2	0	3
Bryan Herta	7	0	0	2	28.6	0	1	2	1	27
Mario Dominguez	7	0	0	1	14.3	1	3	0	0	1
Tony Kanaan	15	0	0	1	6.7	1	2	4	1	51
Alex Tagliani	14	0	0	1	7.1	1	2	4	0	4
Eddie Cheever	9	0	0	1	11.1	1	1	1	0	0
Teo Fabi	4	0	0	1	25.0	1	0	1	0	13
Gil de Ferran	7	0	0	1	14.3	0	1	2	3	207
Marcus Ericsson	6	0	0	1	16.7	0	1	0	0	0
Rene Arnoux	4	0	0	1	25.0	0	0	2	0	0
Ed Jones	4	0	0	1	25.0	0	0	1	0	0
Carlos Munoz	3	0	0	1	33.3	0	0	1	0	0
Max Papis	6	0	0	1	16.7	0	0	1	0	0
Christian Lundgaard	4	0	0	1	25.0	0	0	0	0	26
Robby Gordon	4	0	0	1	25.0	0	0	0	0	2
Eppie Wietzes	1	0	0	1	100.0	0	0	0	0	0
Kevin Cogan	2	0	0	1	50.0	0	0	0	0	0

## Current INDYCAR Teams with AGPLB Podium Finishes, 1984-2025\*

Name	Sts.	Wins	2nd	3rd	Pct.	Poles
Team Penske	88	7	9	10	29.5	13
Andretti Global	60	7	3	3	21.7	6
Chip Ganassi Racing	74	7	2	9	24.3	1
Arrow McLaren	27	1	1	1	11.1	0
ECR/Ed Carpenter Racing	26	1	0	0	3.8	0
A.J. Foyt Racing	32	1	0	0	3.1	0
Rahal Letterman Lanigan Racing	45	0	3	0	6.7	2
Dale Coyne Racing	68	0	1	1	2.9	0

\* Team records include current and former sponsors

### Total AGPLB Laps Led, 1975-2025

Al Unser Jr.	545	Patrick Tambay	24
Mario Andretti	314	Emerson Fittipaldi	22
Paul Tracy	256	Jacques Laffite	19
Gil de Ferran	207	Mike Conway	17
Helio Castroneves	194	Justin Wilson	16
Will Power	187	Tony Brise	15
Sebastien Bourdais	173	Brian Redman	15
Michael Andretti	169	Andrea De Cesaris	14
Ryan Hunter-Reay	151	Teo Fabi	13
Alexander Rossi	151	Tristan Gommendy	13
Scott Dixon	148	Sting Ray Robb	12
Gilles Villeneuve	118	Oriol Servia	12
Josef Newgarden	102	Roberto Moreno	11
Kyle Kirkwood	100	Bruno Junqueira	9
Dario Franchitti	84	Takuya Kurosawa	7
Nelson Piquet	80	Marco Andretti	6
Clay Regazzoni	80	J.J. Lehto	5
Colton Herta	78	Jack Hawksworth	4
Jody Scheckter	76	Jan Heylen	4
Danny Sullivan	74	Graham Rahal	4
Takuma Sato	67	Alex Tagliani	4
Niki Lauda	61	Oliver Askew	3
Simon Pagenaud	54	Kenny Brack	3
Tony Kanaan	51	Agustin Canapino	3
Alan Jones	49	Charlie Kimball	3
Carlos Reutemann	49	Sebastian Saavedra	3
Michel Jourdain Jr.	48	Kyffin Simpson	3
Alex Zanardi	44	Tom Sneva	3
Ryan Briscoe	40	Ronnie Bremer	2
Juan Pablo Montoya	40	Patrick Carpentier	2
Jimmy Vasser	38	Adrian Fernandez	2
John Watson	32	Robby Gordon	2
Raul Boesel	31	Raphael Matos	2
Cristiano da Matta	30	Greg Moore	2
Bryan Herta	27	Marcus Armstrong	1
Christian Lundgaard	26	Devlin DeFrancesco	1
James Hinchcliffe	25	Mario Dominguez	1
Nigel Mansell	24	Memo Gidley	1
Alex Palou	24	Jack Harvey	1
Ricardo Patrese	24	Bobby Rahal	1
		Felix Rosenqvist	1
		EJ Viso	1

## AGPLB Wins From the Furthest Starting Positions

Year	Winner	Started	Type
1983	John Watson	22nd	Formula One
2014	Mike Conway	17th	INDYCAR
2000	Paul Tracy	17th	Champ Car
2002	Michael Andretti	15th	Champ Car
2021	Colton Herta	14th	INDYCAR
2012	Will Power	12th	INDYCAR
1998	Alex Zanardi	11th	Champ Car

## Most AGPLB Starts

Driver	Number
Mario Andretti	19
Will Power	19
Michael Andretti	18
Emerson Fittipaldi	18
Graham Rahal	18
Scott Dixon	17
Paul Tracy	17
Helio Castroneves	16
Jimmy Vasser	16
Sebastien Bourdais	15
Ryan Hunter-Reay	15
Bobby Rahal	15
Al Unser Jr.	15
Tony Kanaan	15

## Most Consecutive AGPLB Starts

Driver	Number	Years
<b>Will Power</b>	<b>19</b>	<b>2006-25</b>
<b>Graham Rahal</b>	<b>18</b>	<b>2007-25</b>
<b>Scott Dixon</b>	<b>16</b>	<b>2009-25</b>
Bobby Rahal	15	1984-98
Al Unser Jr.	15	1984-98
Jimmy Vasser	15	1992-2006
Alex Tagliani	14	2000-13
Paul Tracy	14	1993-2006
Emerson Fittipaldi	13	1984-96
<b>Josef Newgarden</b>	<b>13</b>	<b>2012-25</b>
Ryan Hunter-Reay	12	2009-21
Takuma Sato	12	2010-22
Mario Andretti	11	1984-94
Adrian Fernandez	11	1993-2003
Tony Kanaan	11	2009-19
Danny Sullivan	11	1983-93
Justin Wilson	11	2004-14

## Closest AGPLB Finishes

Year	Winner	Margin	Runner-Up
2016	Simon Pagenaud	0.303 sec.	Scott Dixon
1986	Michael Andretti	0.380	Al Unser Jr.
2002	Michael Andretti	0.466	Jimmy Vasser
2001	Helio Castroneves	0.534	Cristiano Da Matta
2021	Colton Herta	0.588	Josef Newgarden

## Largest AGPLB Victory Margins

Year	Winner	Margin	Runner-Up
1988	Al Unser Jr.	1 lap + 33.482 sec.	Bobby Rahal
1987	Mario Andretti	1 lap + 29.350	Al Unser Jr.
1984	Mario Andretti	63.200	Geoff Brabham
1985	Mario Andretti	60.130	Emerson Fittipaldi
1980	Nelson Piquet	49.280	Ricardo Patrese

## Most Lead Changes in an AGPLB Race

Year	Number	Winner	Laps Led
2005	11	Sebastien Bourdais	37
1998	11	Alex Zanardi	2
2025	9	Kyle Kirkwood	46
2012	9	Will Power	15
2024	8	Scott Dixon	42
2021	7	Colton Herta	43
2011	7	Mike Conway	14
2002	7	Michael Andretti	43
1994	7	Al Unser Jr.	61
1989	7	Al Unser Jr.	84

## Most Consecutive AGPLB Podium Finishes

Driver	Number	Years
Al Unser Jr.	6	1986-91
Sebastien Bourdais	4	2004-07
Will Power	4	2007-10
Bruno Junqueira	3	2003-05
Josef Newgarden	3	2019-22
Bobby Rahal	3	1991-93
Paul Tracy	3	2003-05
Al Unser Jr.	3	1994-96

## Acura Grand Prix of Long Beach Driver Index, 1975-2025

<a href="#">Abel, Jacob</a>		<b>1987</b>	<b>1st</b>	<a href="#">Baker, Bill</a>	
2025	26th	1988	15th	1975	23rd
<a href="#">Alboreto, Michele</a>		1989	18th	<a href="#">Baldi, Mauro</a>	
1982	4th	1990	5th	1983	21st
1983	9th	1991	19th	<a href="#">Ballabio, Fulvio</a>	
<a href="#">Aleshin, Mikhail</a>		1992	23rd	1988	25th
2014	6th	1993	18th	1989	21st
2016	16th	1994	5th	<a href="#">Barbazza, Fabrizio</a>	
2017	12th	<a href="#">Andretti, Michael</a>		1987	17th
<a href="#">Allmendinger, A.J.</a>		1984	10th	1992	21st
2004	12th	1985	19th	<a href="#">Barrett, Stanton</a>	
2005	8th	<b>1986</b>	<b>1st</b>	2009	17th
2006	16th	1987	4th	<a href="#">Barrichello, Rubens</a>	
2013	23rd	1988	7th	2012	9th
<a href="#">Amon, Chris</a>		1989	2nd	<a href="#">Barron, Alex</a>	
1975	4th	1990	4th	1998	14th
1976	8th	1991	16th	1999	23rd
<a href="#">Andretti, Jeff</a>		1992	16th	<a href="#">Beatriz, Ana</a>	
1991	9th	1994	6th	2011	19th
<a href="#">Andretti, John</a>		1995	9th	2013	14th
1988	20th	1996	7th	<a href="#">Beekhuis, Jon</a>	
1990	21st	1997	22nd	1990	16th
1991	18th	1998	21st	<a href="#">Bell, Townsend</a>	
1992	20th	1999	7th	2002	15th
<a href="#">Andretti, Marco</a>		2000	14th	<a href="#">Bentley, Ross</a>	
2009	6th	2001	28th	1993	15th
2010	14th	<b>2002</b>	<b>1st</b>	<a href="#">Bernoldi, Enrique</a>	
2011	26th	<a href="#">Annala, Juho</a>		2008	4th
2012	25th	2008	18th	<a href="#">Bettenhausen, Tony</a>	
2013	7th	<a href="#">Armstrong, Marcus</a>		1987	11th
2014	8th	2023	8th	1991	12th
2015	8th	2024	12th	1992	15th
2016	19th	2025	14th	<a href="#">Binder, Hans</a>	
2017	20th	<a href="#">Arnoux, Rene</a>		1977	11th
2018	6th	1980	9th	<a href="#">Blomqvist, Tom</a>	
2019	13th	1981	8th	2024	22nd
<a href="#">Andretti, Mario</a>		1982	22nd	<a href="#">Blundell, Mark</a>	
1975	13th	1983	3rd	1997	13th
1976	15th	<a href="#">Askew, Oliver</a>		1998	7th
<b>1977</b>	<b>1st</b>	2021	22nd	1999	13th
1978	2nd	<a href="#">Atchison, Scott</a>		2000	8th
1979	4th	1988	9th	<a href="#">Boesel, Raul</a>	
1980	22nd	<a href="#">Bachelart, Eric</a>		1982	9th
1981	4th	1992	8th	1983	7th
1982	19th	1995	7th	1985	20th
<b>1984</b>	<b>1st</b>	<a href="#">Baguette, Bertrand</a>		1986	19th
<b>1985</b>	<b>1st</b>	2010	24th	1988	4th
1986	5th				

1989	6th
1990	8th
1993	12th
1994	4th
1995	16th
1996	16th
1997	8th
<a href="#">Borgudd, Slim</a>	
1982	10th
<a href="#">Bourbonnais, Claude</a>	
1994	26th
<a href="#">Bourdais, Sebastien</a>	
2003	16th
2004	3rd
<b>2005</b>	<b>1st</b>
<b>2006</b>	<b>1st</b>
<b>2007</b>	<b>1st</b>
2011	27th
2012	17th
2013	15th
<a href="#">Brabham, Geoff</a>	
1984	2nd
1985	6th
1986	3rd
1987	16th
<a href="#">Brack, Kenny</a>	
2000	17th
2001	25th
<a href="#">Bourdais, Sebastien</a>	
2003	16th
2004	3rd
<b>2005</b>	<b>1st</b>
<b>2006</b>	<b>1st</b>
<b>2007</b>	<b>1st</b>
2011	27th
2012	17th
2013	15th
2014	14th
2015	6th
2016	9th
2017	2nd
2018	13th
2019	11th
2021	8th
<a href="#">Brabham, Geoff</a>	
1984	2nd
1985	6th
1986	3rd
1987	16th
<a href="#">Brack, Kenny</a>	

2000	17th
2001	25th
2002	4th
<a href="#">Brambilla, Vittorio</a>	
1976	20th
1977	22nd
1978	14th
<a href="#">Brayton, Scott</a>	
1985	11th
1988	23rd
1989	12th
1990	9th
1991	8th
1992	17th
1993	24th
<a href="#">Bremer, Ronnie</a>	
2005	7th
<a href="#">Bren, Steve</a>	
1990	25th
<a href="#">Briscoe, Ryan</a>	
2009	13th
2010	8th
2011	2nd
2012	7th
2014	17th
<a href="#">Brise, Tony</a>	
1975	12th
<a href="#">Brown, Warwick</a>	
1975	6th
<a href="#">Buhl, Robbie</a>	
1993	6th
1994	16th
<a href="#">Calderon, Tatiana</a>	
2022	16th
<a href="#">Camathias, Joel</a>	
2003	14th
<a href="#">Canapino, Agustin</a>	
2023	25th
2024	15th
<a href="#">Cannon, John</a>	
1975	26th
<a href="#">Carpenter, Ed</a>	
2009	18th
2012	14th
2013	18th
<a href="#">Carpentier, Patrick</a>	
1997	15th
1998	28th
1999	17th
2001	23rd

2002	19th
2003	6th
2004	4th
<a href="#">Carter, Pancho</a>	
1985	13th
1989	17th
<a href="#">Castroneves, Helio</a>	
1998	9th
1999	19th
2000	2nd
<b>2001</b>	<b>1st</b>
2009	7th
2010	7th
2011	12th
2012	13th
2013	10th
2014	11th
2015	2nd
2016	3rd
2017	9th
2021	20th
2022	9th
2023	21st
<a href="#">Cecotto, Johnny</a>	
1983	6th
<a href="#">Chandler, Michael</a>	
1984	16th
<a href="#">Chaves, Gabby</a>	
2015	16th
2018	19th
<a href="#">Cheever, Eddie</a>	
1980	18th
1981	5th
1982	11th
1983	13th
1990	13th
1991	3rd
1992	22nd
1993	9th
1995	4th
<a href="#">Chilton, Max</a>	
2016	14th
2017	14th
2018	17th
2019	14th
2021	15th
<a href="#">Claman De Melo, Zachary</a>	
2018	23rd
<a href="#">Clarke, Dan</a>	
2006	11th



2007	12th
<a href="#">Cogan, Kevin</a>	
1984	28th
1985	23rd
1986	17th
1987	18th
1988	3rd
1989	26th
<a href="#">Coletti, Stefano</a>	
2015	23rd
<a href="#">Conway, Mike</a>	
2009	21st
2010	10th
<b>2011</b>	<b>1st</b>
2012	22nd
2013	25th
<b>2014</b>	<b>1st</b>
<a href="#">Coyne, Dale</a>	
1986	23rd
<a href="#">Crawford, Jim</a>	
1984	4th
1985	4th
<a href="#">Dacco, Guido</a>	
1989	22nd
1990	23rd
1991	14th
<a href="#">Daly, Conor</a>	
2015	17th
2016	13th
2021	21st
2023	23rd
2025	25th
<a href="#">Daly, Derek</a>	
1979	12th
1980	8th
1982	18th
1984	7th
1988	5th
1989	9th
<a href="#">Dalziel, Ryan</a>	
2007	9th
<a href="#">da Matta, Cristiano</a>	
1999	20th
2000	25th
2001	2nd
2002	8th
2005	10th
2006	5th
<a href="#">De Angelis, Elio</a>	

1979	7th
1980	21st
1981	22nd
1982	5th
1983	17th
<a href="#">de Cesaris, Andrea</a>	
1981	24th
1982	12th
1983	16th
<a href="#">de Ferran, Gil</a>	
1995	27th
1996	5th
1997	21st
1998	20th
1999	6th
2000	7th
2001	3rd
<a href="#">de Silvestro, Simona</a>	
2010	17th
2011	20th
2012	20th
2013	9th
<a href="#">del Monte, Fabrizio</a>	
2005	16th
<a href="#">DeFrancesco, Devlin</a>	
2022	25th
2023	16th
2025	24th
<a href="#">Depailler, Patrick</a>	
1976	3rd
1977	4th
1978	3rd
1979	5th
1980	16th
<a href="#">Dismore, Mark</a>	
1991	21st
<a href="#">Dixon, Scott</a>	
2001	19th
2002	18th
2009	15th
2010	4th
2011	18th
2012	23rd
2013	11th
2014	12th
<b>2015</b>	<b>1st</b>
2016	2nd
2017	4th
2018	11th

2019	3rd
2021	3rd
2022	6th
2023	27th
<b>2024</b>	<b>1st</b>
<a href="#">Dobson, Dominic</a>	
1986	12th
1988	26th
1989	19th
1990	15th
1994	17th
<a href="#">Dominguez, Mario</a>	
2002	14th
2003	5th
2004	5th
2005	5th
2006	4th
2007	17th
2008	3rd
<a href="#">Doornbos, Robert</a>	
2007	13th
2009	9th
<a href="#">Dracone, Francesco</a>	
2015	21st
<a href="#">Duno, Milka</a>	
2010	25th
<a href="#">Dykes, Ron</a>	
1975	18th
<a href="#">Earl, Bob</a>	
1975	8th
<a href="#">Ericsson, Marcus</a>	
2019	20th
2021	28th
2022	22nd
2023	3rd
2024	5th
2025	12th
<a href="#">Fabi, Teo</a>	
1984	18th
1988	24th
1989	27th
1990	10th
1993	4th
1994	9th
1995	3rd
1996	18th
<a href="#">Fangio II, Juan Manuel</a>	
1996	25th
1997	26th

[Ferguson, Dick](#)  
 1985 25th  
 1988 22nd  
[Fernandez, Adrian](#)  
 1993 23rd  
 1994 8th  
 1995 18th  
 1996 6th  
 1997 11th  
 1998 4th  
 1999 4th  
 2000 24th  
 2001 16th  
 2002 10th  
 2003 2nd  
[Ferrucci, Santino](#)  
 2019 21st  
 2023 11th  
 2024 21st  
 2025 11th  
[Figge, Alex](#)  
 2007 16th  
 2008 14th  
[Filippi, Luca](#)  
 2015 22nd  
 2016 17th  
[Firestone, Dennis](#)  
 1985 22nd  
 1987 20th  
[Fittipaldi, Christian](#)  
 1995 14th  
 1996 21st  
 1998 26th  
 1999 5th  
 2000 18th  
 2001 24th  
 2002 13th  
[Fittipaldi, Emerson](#)  
 1976 6th  
 1977 5th  
 1978 8th  
 1979 19th  
 1980 3rd  
 1984 5th  
 1985 2nd  
 1986 16th  
 1987 19th  
 1988 16th  
 1989 3rd

1990 2nd  
 1991 17th  
 1992 3rd  
 1993 13th  
 1994 21st  
 1995 20th  
 1996 20th  
[Fittipaldi, Pietro](#)  
 2024 24th  
[Foitek, Gregor](#)  
 1992 18th  
[Follmer, George](#)  
 1975 28th  
[Fontana, Norberto](#)  
 2000 15th  
[Forbes-Robinson, E.](#)  
 1975 17th  
[Foster, Louis](#)  
 2025 16th  
[Foyt Jr., A.J.](#)  
 1988 11th  
 1989 25th  
 1990 24th  
[Franchitti, Dario](#)  
 1997 12th  
 1998 2nd  
 1999 2nd  
 2000 23rd  
 2001 6th  
 2002 9th  
**2009 1st**  
 2010 12th  
 2011 3rd  
 2012 15th  
 2013 4th  
[Freon, Frank](#)  
 1994 12th  
 1995 15th  
[Gabbiani, Beppe](#)  
 1981 18th  
[Ganassi, Chip](#)  
 1984 25th  
[Garcia Jr., Luiz](#)  
 1999 24th  
 2000 12th  
 2001 27th  
[Garza, Josele](#)  
 1984 23rd  
 1985 28th

1986 7th  
 1987 5th  
[Giacomelli, Bruno](#)  
 1980 13th  
 1981 14th  
 1982 23rd  
 1983 20th  
 1984 27th  
 1985 18th  
[Gidley, Memo](#)  
 2000 21st  
[Glock, Timo](#)  
 2005 6th  
[Gommendy, Tristan](#)  
 2007 11th  
[Gonzalez, Roberto](#)  
 2004 14th  
[Goodyear, Scott](#)  
 1990 17th  
 1991 7th  
 1992 5th  
 1993 16th  
 1994 19th  
[Gordon, Robby](#)  
 1993 DQ  
 1994 3rd  
 1995 22nd  
 1996 13th  
 1999 16th  
[Greco, Marco](#)  
 1993 25th  
 1994 23rd  
 1995 13th  
[Groff, Mike](#)  
 1991 23rd  
 1994 27th  
[Groff, Robbie](#)  
 1994 13th  
[Grosjean, Romain](#)  
 2021 24th  
 2022 2nd  
 2023 2nd  
 2024 8th  
[Guerrero, Carlos](#)  
 1995 11th  
[Guerrero, Roberto](#)  
 1982 14th  
 1983 18th  
 1984 26th

1985	26th
1987	12th
1988	19th
1990	14th
1992	13th
1993	5th
<u>Gugelmin, Mauricio</u>	
1994	7th
1995	5th
1996	15th
1997	2nd
1998	10th
1999	14th
2000	10th
2001	22nd
<u>Gunn, John</u>	
1975	25th
<u>Haberfeld, Mario</u>	
2003	9th
2004	9th
<u>Hall, Dean</u>	
1990	18th
1995	17th
<u>Halliday, Matt</u>	
2007	15th
<u>Halsmer, Pete</u>	
1984	8th
<u>Harvey, Jack</u>	
2018	12th
2019	22nd
2021	7th
2022	15th
2023	13th
2024	25th
<u>Hattori, Shigeaki</u>	
1999	26th
<u>Hawthorn, Jack</u>	
2014	15th
2015	14th
2016	21st
<u>Hearn, Richie</u>	
1996	10th
1997	27th
1998	23rd
1999	11th
<u>Heimrath Jr., Ludwig</u>	
1987	15th
1988	14th
1989	24th

<u>Henton, Brian</u>	
1977	10th
1982	13th
<u>Herta, Bryan</u>	
1995	26th
1996	12th
1997	6th
1998	3rd
1999	3rd
2000	5th
2001	10th
<u>Herta, Colton</u>	
2019	23rd
<b>2021</b>	<b>1st</b>
2022	23rd
2023	4th
2024	2nd
2025	7th
<u>Heylen, Jan</u>	
2006	7th
<u>Hildebrand, J.R.</u>	
2011	17th
2012	5th
2013	5th
2017	11th
<u>Hinchcliffe, James</u>	
2011	4th
2012	3rd
2013	26th
2014	21st
2015	12th
2016	8th
<b>2017</b>	<b>1st</b>
2018	9th
2019	9th
2021	14th
<u>Hobbs, David</u>	
1975	5th
<u>Holbert, Al</u>	
1984	15th
<u>Holmes, Howdy</u>	
1984	13th
1985	14th
1988	17th
<u>Huertas, Carlos</u>	
2014	10th
<u>Hunt, James</u>	
1976	16th
1977	7th

1978	22nd
1979	24th
<u>Hunter-Reay, Ryan</u>	
2003	7th
2004	7th
2005	13th
2009	11th
<b>2010</b>	<b>1st</b>
2011	23rd
2012	6th
2013	24th
2014	20th
2015	13th
2016	18th
2017	17th
2018	20th
2019	5th
2021	23rd
<u>Ilott, Callum</u>	
2021	26th
2022	24th
2023	19th
2025	21st
<u>Jabouille, Jean-Pierre</u>	
1978	15th
1980	10th
<u>Jakes, James</u>	
2011	15th
2012	11th
2013	12th
2015	19th
<u>Jani, Neel</u>	
2007	7th
<u>Jarier, Jean-Pierre</u>	
1976	7th
1977	6th
1978	11th
1979	6th
1980	20th
1981	11th
1982	16th
1983	19th
<u>Jasper, Paul</u>	
1997	19th
<u>Johansson, Stefan</u>	
1994	10th
1995	6th
1996	19th
<u>Johncock, Gordon</u>	

1975 24th  
 1984 11th  
[Johnson, Jimmie](#)  
 2021 17th  
[Johnstone, Parker](#)  
 1996 2nd  
 1997 5th  
[Jones, Alan](#)  
 1976 11th  
 1977 15th  
 1978 7th  
 1979 3rd  
 1980 14th  
**1981 1st**  
 1983 14th  
[Jones, Davy](#)  
 1994 14th  
[Jones, Ed](#)  
 2017 6th  
 2018 3rd  
 2019 16th  
 2021 12th  
[Jones, John](#)  
 1988 12th  
 1989 20th  
[Jones, P.J.](#)  
 1997 16th  
 1998 11th  
 1999 12th  
[Jourdain, Bernard](#)  
 1989 13th  
 1991 20th  
[Jourdain Jr., Michel](#)  
 1996 23rd  
 1997 17th  
 1998 27th  
 1999 18th  
 2000 11th  
 2001 13th  
 2002 5th  
 2003 15th  
 2004 11th  
[Junqueira, Bruno](#)  
 2001 9th  
 2002 17th  
 2003 3rd  
 2004 2nd  
 2005 3rd  
 2006 15th

2007 6th  
 2008 12th  
[Kaiser, Kyle](#)  
 2018 16th  
[Kanaan, Tony](#)  
 1998 5th  
 1999 22nd  
 2000 16th  
 2001 7th  
 2002 20th  
 2009 3rd  
 2010 5th  
 2011 8th  
 2012 4th  
 2013 20th  
 2014 18th  
 2015 5th  
 2016 6th  
 2017 18th  
 2018 8th  
 2019 16th  
[Kellett, Dalton](#)  
 2021 19th  
 2022 26th  
[Kimball, Charlie](#)  
 2011 24th  
 2012 18th  
 2013 21st  
 2014 23rd  
 2015 15th  
 2016 11th  
 2017 21st  
 2018 10th  
 2021 18th  
[King, Jordan](#)  
 2018 18th  
[Kirkwood, Kyle](#)  
 2022 10th  
**2023 1st**  
 2024 7th  
**2025 1st**  
[Kron, Dr. John](#)  
 1975 14th  
[Krosnoff, Jeff](#)  
 1996 26th  
[Krumm, Michael](#)  
 2001 15th  
[Kurosawa, Takuya](#)  
 2000 13th

[Laffite, Jacques](#)  
 1976 4th  
 1977 9th  
 1978 5th  
 1979 21st  
 1980 17th  
 1981 13th  
 1982 15th  
 1983 4th  
[Lammers, Jan](#)  
 1979 16th  
 1980 24th  
 1981 16th  
 1986 14th  
[Lanier, Randy](#)  
 1985 24th  
 1986 13th  
[Lauda, Niki](#)  
 1976 2nd  
 1977 2nd  
 1978 17th  
 1979 22nd  
**1982 1st**  
 1983 2nd  
[Lavin, Rodolfo](#)  
 2003 18th  
 2004 10th  
[Lawson, Eddie](#)  
 1996 9th  
[Lazier, Buddy](#)  
 1991 25th  
 1992 12th  
 1993 19th  
 1994 29th  
[Legge, Katherine](#)  
 2006 8th  
 2007 10th  
 2012 19th  
[Lehto, J.J.](#)  
 1998 18th  
[Leist, Matheus](#)  
 2018 14th  
 2019 15th  
[Lemarie, Patrick](#)  
 2003 13th  
[Lewis, Randy](#)  
 1975 19th  
 1986 10th  
 1987 8th

1988 21st  
 1989 15th  
 1990 22nd  
 1991 15th  
[Lloyd, Alex](#)  
 2010 19th  
[Lundgaard, Christian](#)  
 2022 18th  
 2023 14th  
 2024 23rd  
 2025 3rd  
[Lundqvist, Linus](#)  
 2024 13th  
[Lunger, Brett](#)  
 1977 21st  
[Luyendyk, Arie](#)  
 1985 17th  
 1986 15th  
 1987 14th  
 1988 10th  
 1989 7th  
 1990 7th  
 1991 5th  
 1993 11th  
 1994 11th  
[MacPherson, Jeff](#)  
 1987 10th  
[Malukas, David](#)  
 2022 21st  
 2023 20th  
 2025 17th  
[Manning, Darren](#)  
 2003 8th  
 2009 16th  
[Mansell, Nigel](#)  
 1981 19th  
 1982 7th  
 1983 12th  
 1993 3rd  
 1994 2nd  
[Marcelo, Jovy](#)  
 1992 19th  
[Marques, Tarso](#)  
 1999 25th  
 2004 18th  
[Marshall, Marcus](#)  
 2005 14th  
[Martinez, David](#)

2008 8th  
[Mass, Jochen](#)  
 1976 5th  
 1977 16th  
 1978 20th  
 1979 9th  
 1980 7th  
 1982 8th  
[Matos, Raphael](#)  
 2009 8th  
 2010 20th  
 2011 11th  
[Matsushita, Hiro](#)  
 1990 19th  
 1991 13th  
 1992 10th  
 1993 14th  
 1995 19th  
 1996 28th  
 1997 20th  
 1998 19th  
[McKitterick, Skeeter](#)  
 1975 10th  
[McLaughlin, Scott](#)  
 2021 11th  
 2022 14th  
 2023 10th  
 2024 26th  
 2025 6th  
[McRae, Graham](#)  
 1975 27th  
[Mears, Rick](#)  
 1984 21st  
 1986 20th  
 1987 9th  
 1988 8th  
 1989 5th  
 1990 6th  
 1991 4th  
 1992 6th  
[Meier, Arnd](#)  
 1998 15th  
[Meira, Vitor](#)  
 2009 14th  
 2010 11th  
 2011 9th  
[Merzario, Arturo](#)  
 1978 19th

1979 20th  
[Miaskiewicz, Rick](#)  
 1986 21st  
[Minassian, Nicolas](#)  
 2001 8th  
[Montagny, Franck](#)  
 2008 2nd  
[Monteiro, Tiago](#)  
 2003 11th  
[Montoya, Juan Pablo](#)  
**1999 1st**  
 2000 19th  
 2014 4th  
 2015 3rd  
 2016 4th  
[Moore, Greg](#)  
 1996 22nd  
 1997 23rd  
 1998 6th  
 1999 8th  
[Moraes, Mario](#)  
 2008 20th  
 2009 19th  
 2010 6th  
[Moran, Rocky](#)  
 1985 15th  
 1987 13th  
 1988 6th  
[Moreno, Roberto](#)  
 1986 6th  
 1996 8th  
 1997 24th  
 2000 9th  
 2001 11th  
 2003 17th  
 2008 17th  
[Morton, John](#)  
 1975 9th  
 1984 9th  
[Munoz, Carlos](#)  
 2014 3rd  
 2015 9th  
 2016 12th  
 2017 7th  
[Mutoh, Hideki](#)  
 2009 20th  
 2010 13th  
[Nagel, Bob](#)

1975	22nd
<a href="#">Nakano, Shinji</a>	
2001	12th
2002	12th
<a href="#">Newgarden, Josef</a>	
2012	26th
2013	13th
2014	19th
2015	7th
2016	10th
2017	3rd
2018	7th
2019	2nd
2021	2nd
<b>2022</b>	<b>1st</b>
2023	9th
2024	4th
2025	27th
<a href="#">Nilsson, Gunnar</a>	
1976	18th
1977	8th
<a href="#">Noyes Jr., Evan</a>	
1975	7th
<a href="#">O'Ward, Pato</a>	
2019	12th
2021	27th
2022	5th
2023	17th
2024	16th
2025	13th
<a href="#">Pace, Carlos</a>	
1976	9th
<a href="#">Pagenaud, Simon</a>	
2007	14th
2013	8th
2014	5th
2015	4th
<b>2016</b>	<b>1st</b>
2017	5th
2018	24th
2019	6th
2021	5th
2022	19th
2023	15th
<a href="#">Palmroth, Tero</a>	
1989	16th
<a href="#">Palou, Alex</a>	
2021	4th
2022	3rd

2023	5th
2024	3rd
2025	2nd
<a href="#">Papis, Max</a>	
1997	25th
1998	24th
1999	9th
2000	20th
2001	17th
2002	3rd
<a href="#">Patrese, Ricardo</a>	
1978	6th
1979	17th
1980	2nd
1981	17th
1982	3rd
1983	10th
<a href="#">Patrick, Danica</a>	
2009	4th
2010	16th
2011	7th
<a href="#">Paul Jr., John</a>	
1984	20th
<a href="#">Perera, Franck</a>	
2008	6th
<a href="#">Pedersen, Benjamin</a>	
2023	24th
<a href="#">Peterson, Ronnie</a>	
1976	10th
1977	12th
1978	4th
<a href="#">Phillippe, Nelson</a>	
2004	13th
2005	18th
2006	13th
2008	15th
<a href="#">Pimm, Ed</a>	
1984	12th
1985	12th
1986	22nd
<a href="#">Pigot, Spencer</a>	
2017	8th
2018	15th
2019	18th
<a href="#">Piquet, Nelson</a>	
1979	8th
<b>1980</b>	<b>1st</b>
1981	3rd
1982	17th

1983	15th
<a href="#">Pironi, Didier</a>	
1978	18th
1979	10th
1980	6th
1981	10th
1982	21st
<a href="#">Pizzonia, Antonio</a>	
2006	10th
2008	16th
<a href="#">Pourchaire, Theo</a>	
2024	11th
<a href="#">Power, Will</a>	
2006	9th
2007	3rd
<b>2008</b>	<b>1st</b>
2009	2nd
2010	3rd
2011	10th
<b>2012</b>	<b>1st</b>
2013	16th
2014	2nd
2015	20th
2016	7th
2017	13th
2018	2nd
2019	7th
2021	10th
2022	4th
2023	6th
2024	6th
2025	5th
<a href="#">Prappas, Ted</a>	
1991	6th
1992	14th
<a href="#">Prost, Alain</a>	
1981	23rd
1982	20th
1983	11th
<a href="#">Pruett, Scott</a>	
1988	18th
1991	24th
1992	9th
1993	7th
1995	2nd
1996	11th
1997	3rd
1998	12th
1999	15th



Pryce, Tom  
 1975 21st  
 1976 14th  
Rahal, Bobby  
 1984 14th  
 1985 27th  
 1986 18th  
 1987 24th  
 1988 2nd  
 1989 4th  
 1990 12th  
 1991 2nd  
 1992 2nd  
 1993 2nd  
 1994 30th  
 1995 21st  
 1996 14th  
 1997 10th  
 1998 17th  
Rahal, Graham  
 2007 8th  
 2008 13th  
 2009 12th  
 2010 22nd  
 2011 13th  
 2012 24th  
 2013 2nd  
 2014 13th  
 2015 11th  
 2016 15th  
 2017 10th  
 2018 5th  
 2019 4th  
 2021 16th  
 2022 7th  
 2023 12th  
 2024 17th  
 2025 22nd  
Ranger, Andrew  
 2005 17th  
 2006 6th  
Rasmussen, Christian  
 2024 27th  
 2025 23rd  
Rebaque, Hector  
 1979 11th  
 1981 12th  
Redman, Brian  
**1975 1st**

Regazzoni, Clay  
**1976 1st**  
 1977 13th  
 1978 10th  
 1979 15th  
 1980 12th  
Reutemann, Carlos  
 1976 19th  
 1977 20th  
**1978 1st**  
 1979 18th  
 1980 19th  
 1981 2nd  
Ribbs, Willy T.  
 1990 20th  
 1994 18th  
Ribiero, Alex  
 1977 19th  
Ribiero, Andre  
 1995 12th  
 1996 27th  
 1997 14th  
 1998 22nd  
Robb, Sting Ray  
 2023 18th  
 2024 18th  
 2025 9th  
Robinson, Chip  
 1987 6th  
Roe, Michael  
 1985 21st  
Romancini, Mario  
 2010 23rd  
Rosberg, Keke  
 1980 11th  
 1981 15th  
 1982 2nd  
 1983 23rd  
Rosengqvist, Felix  
 2019 10th  
 2021 13th  
 2022 11th  
 2023 7th  
 2024 9th  
 2025 4th  
Rossi, Alexander  
 2016 20th  
 2017 19th  
**2018 1st**

**2019 1st**  
 2021 6th  
 2022 8th  
 2023 22nd  
 2024 10th  
 2025 15th  
Rutherford, Johnny  
 1985 10th  
 1986 9th  
 1987 23rd  
Saavedra, Sebastian  
 2011 14th  
 2013 27th  
 2014 9th  
 2015 10th  
St. James, Lyn  
 1993 17th  
Salazar, Eliseo  
 1982 24th  
 1983 24th  
 1995 24th  
Saleen, Steve  
 1989 14th  
Salles, Gualter  
 1997 18th  
 1998 13th  
 1999 27th  
 2000 22nd  
Sato, Takuma  
 2010 18th  
 2011 21st  
 2012 8th  
**2013 1st**  
 2014 22nd  
 2015 18th  
 2016 5th  
 2017 18th  
 2018 21st  
 2019 8th  
 2021 9th  
 2022 17th  
Scheckter, Jody  
 1975 15th  
 1976 13th  
 1977 3rd  
 1978 13th  
 1979 2nd  
 1980 5th  
Schiattarella, Mimmo

1998 16th  
[Schuppan, Vern](#)  
 1975 2nd  
[Scott, Benny](#)  
 1975 11th  
[Serra, Chico](#)  
 1981 7th  
[Servia, Oriol](#)  
 2000 6th  
 2001 14th  
 2002 11th  
 2003 12th  
 2004 15th  
 2005 11th  
 2006 18th  
 2007 2nd  
 2008 5th  
 2011 6th  
 2012 16th  
 2013 6th  
 2014 7th  
[Sharp, Scott](#)  
 1994 28th  
[Shwartzman, Robert](#)  
 2025 18th  
[Siegel, Nolan](#)  
 2024 20th  
 2025 20th  
[Simon, Dick](#)  
 1984 19th  
 1987 21st  
[Simpson, Kyffin](#)  
 2024 19th  
 2025 10th  
[Smith, Mark](#)  
 1993 10th  
 1994 25th  
[Sneva, Tom](#)  
 1984 3rd  
 1985 8th  
 1986 4th  
 1987 3rd  
 1989 10th  
[Sperafico, Alex](#)  
 2004 17th  
[Sperafico, Ricardo](#)  
 2005 19th  
[Stommelen, Rolf](#)  
 1978 9th

[Stuck, Hans](#)  
 1976 17th  
 1977 14th  
 1979 14th  
[Sullivan, Danny](#)  
 1983 8th  
 1984 24th  
 1985 3rd  
 1986 11th  
 1987 22nd  
 1988 13th  
 1989 8th  
 1990 3rd  
 1991 11th  
**1992 1st**  
 1993 8th  
 1995 10th  
[Surer, Marc](#)  
 1981 9th  
 1983 5th  
[Tagliani, Alex](#)  
 2000 4th  
 2001 18th  
 2002 16th  
 2003 10th  
 2004 8th  
 2005 15th  
 2006 3rd  
 2007 5th  
 2008 7th  
 2009 10th  
 2010 21st  
 2011 5th  
 2012 21st  
 2013 19th  
[Takagi, Tora](#)  
 2001 20th  
 2002 6th  
[Tambay, Patrick](#)  
 1978 12th  
 1979 23rd  
 1981 6th  
 1983 22nd  
[Theys, Didier](#)  
 1987 7th  
 1989 23rd  
 1990 11th  
 1991 10th  
[Till, Brian](#)

1992 11th  
[Tracy, Paul](#)  
 1991 22nd  
**1993 1st**  
 1994 20th  
 1995 28th  
 1996 4th  
 1997 7th  
 1998 25th  
 1999 21st  
**2000 1st**  
 2001 4th  
 2002 7th  
**2003 1st**  
**2004 1st**  
 2005 2nd  
 2006 17th  
 2008 11th  
 2011 16th  
[Unser, Al](#)  
 1975 20th  
 1984 22nd  
 1985 5th  
[Unser Jr., Al](#)  
 1984 17th  
 1985 9th  
 1986 2nd  
 1987 2nd  
**1988 1st**  
**1989 1st**  
**1990 1st**  
**1991 1st**  
 1992 4th  
 1993 21st  
**1994 1st**  
**1995 1st**  
 1996 3rd  
 1997 4th  
 1998 29th  
[Vasser, Jimmy](#)  
 1992 7th  
 1993 22nd  
 1994 24th  
 1995 23rd  
**1996 1st**  
 1997 9th  
 1998 8th  
 1999 10th  
 2000 3rd

2001	5th
2002	2nd
2003	4th
2004	16th
2005	9th
2006	14th
2008	10th
<u>Vautier, Tristan</u>	
2013	17th
<u>Veach, Zach</u>	
2018	4th
2019	17th
<u>Veekay, Rinus</u>	
2021	25th
2022	13th
2023	26th
2024	14th
2025	19th
<u>Villeneuve, Gilles</u>	
1978	16th
<b>1979</b>	<b>1st</b>
1980	15th
1981	20th
1982	DQ
<u>Villeneuve, Jacques</u>	
1984	6th
1985	7th
1986	8th
1994	15th
1995	25th
<u>Viso, E.J.</u>	
2008	9th
2009	23rd
2010	15th

2011	25th
2012	12th
2013	22nd
<u>Vitolo, Dennis</u>	
1991	26th
1996	17th
<u>Warwick, Derek</u>	
1983	25th
<u>Watson, John</u>	
1976	12th
1977	17th
1978	21st
1979	13th
1980	4th
1981	21st
1982	6th
<b>1983</b>	<b>1st</b>
<u>Weaver, James</u>	
1989	11th
<u>Whittington, Bill</u>	
1985	16th
<u>Wheldon, Dan</u>	
2009	5th
2010	9th
<u>Wickens, Robert</u>	
2018	22nd
<u>Wietzes, Eppie</u>	
1975	3rd
<u>Wilson, Max</u>	
2001	21st
<u>Wilson, Justin</u>	
2004	6th
2005	4th
2006	2nd

2007	4th
2008	19th
2009	22nd
2010	2nd
2011	22nd
2012	10th
2013	3rd
2014	16th
<u>Winkelhock, Manfred</u>	
1982	25th
1983	26th
<u>Wirdheim, Bjorn</u>	
2005	12th
<u>Wood, Jeff</u>	
1993	20th
<u>Woodner, John</u>	
1975	16th
<u>Yoong, Alex</u>	
2003	19th
<u>Zampedri, Alessandro</u>	
1994	22nd
1995	8th
<u>Zanardi, Alex</u>	
1996	24th
<b>1997</b>	<b>1st</b>
<b>1998</b>	<b>1st</b>
2001	26th
<u>Zorzi, Renzo</u>	
1977	18th
<u>Zunino, Ricardo</u>	
1980	23rd
<u>Zwolsman, Charles</u>	
2006	12th



## **Kyle Kirkwood on a Roll at Long Beach!**

Kyle Kirkwood isn't exactly King of the Beach yet, but he's making waves to enter the palace grounds.

With two wins, four top 10s – with a 4.8 average finish – and two poles in four starts at the 1.968-mile, 11-turn temporary street circuit, he comes into this year's Acura Grand Prix of Long Beach as defending champion driving the No. 27 Andretti Global Honda.

Not only that, but he's led 100 of 345 possible laps (28.9%) during that span. That may not put him in the same room as six-time winner Al Unser, Jr., – who has earned the title "King of the Beach" – but perhaps calling him the "Prince of Pine" fits because of his expertise with one turn in particular.

"In comparison to others and my teammates in recent years, it's been Turn 6 where I have gained the most time," Kirkwood said. Turn 6 is the entrance onto Pine Ave.

"It's just a corner that's been really good to me," he said. "Some drivers have their corners and some don't have your corners. I can name a few corners off the top of my head across the entire schedule that we go to where I'm not good at for some reason, Turn 6 at Long Beach is one of my better corners. It's pretty rare that I'm not near the top of the timechart there."

He also added that "there's characteristics to that track that I really enjoy, especially the Turns 1-5 section.

"It's just street courses in general and being comfortable near walls and maximizing every piece of real estate on the track that's available to me is where you're stuck in a confined area that if you go over those limits you destroy a car."

The Florida native has already put himself among the most legendary names in the history of Indy car racing that have won at Long Beach, drawing level with Michael Andretti, Mike Conway, Scott Dixon, Will Power, Alexander Rossi and Alex Zanardi. The only drivers to have more wins down Shoreline Drive are Sebastien Bourdais (3), Mario Andretti (4), Paul Tracy (4), and, of course, Unser Jr., with his six.

When Kirkwood held off Chip Ganassi Racing's Alex Palou last year to win by 2.689 seconds, it ignited a run that resulted in a career-best season of three wins, five top fives, 10 top 10s and one pole en route to fourth in the championship standings. While there was little he, or anyone, could do to prevent Palou from claiming eight wins and a fourth INDYCAR title, fending off the Spaniard in Long Beach gave Kirkwood confidence and proved his rival is beatable.

For Kirkwood, the venue matters too. The points count the same everywhere, but there is something special about winning at a place that has such a storied history that includes hosting Formula One during its formative years and switching to Indy car racing in 1984.

"There are races that INDYCAR drivers want to win, right?" Kirkwood said. "Everybody is going to put the Indianapolis 500 at the top. But after that, I'd say you probably want to win Long Beach because it's not only the prestige and the number of fans that have gone out there, but also the history behind it; being an old F1 track, being around for 51 years - the second-oldest race on the calendar. There's just a lot of history behind it."

The 90-lap 2025 Acura Grand Prix of Long Beach will take the green flag at 2:30 p.m. Sunday.

## 2026 NTT INDYCAR SERIES Entry List

Car	Driver	Hometown	Sponsor/Team/Engine
2	Josef Newgarden	Hendersonville, Tenn.	PPG/Team Penske/Chevrolet
3	Scott McLaughlin	Christchurch, New Zealand	DEX/Team Penske/Chevrolet
4	Caio Collet (R)	Sao Paulo, Brazil	COMBITRANS/AJ Foyt Racing/Chevrolet
5	Pato O'Ward	Monterrey, Mexico	Arrow McLaren/Chevrolet
6	Nolan Siegel	Palo Alto	Arrow McLaren/Chevrolet
7	Christian Lundgaard	Hedensted, Denmark	Arrow McLaren/Chevrolet
8	Kyffin Simpson	Cayman Islands	Sunoco/Chip Ganassi Racing/Honda
9	Scott Dixon	Auckland, New Zealand	PNC Bank/Chip Ganassi Racing/Honda
10	Alex Palou	Barcelona, Spain	DHL/Chip Ganassi Racing/Honda
12	David Malukas	Chicago, Ill.	Verizon/Team Penske/Chevrolet
14	Santino Ferucci	Woodbury, Conn.	AJ Foyt Enterprises/Chevrolet
15	Graham Rahal	New Albany, Ohio	Mobil 1/Rahal Letterman Lanigan Racing/ Honda
18	Romain Grosjean	Geneva, Switzerland	BMax/Dale Coyne Racing/Honda
19	Dennis Hauger (R)	Aurskog, Norway	Ault Blockchain/Dale Coyne Racing/Honda
20	Alexander Rossi	Nevada City, Calif.	Java House/ECR/Chevrolet
21	Christian Rasmussen	Copenhagen, Denmark	Java House/ECR/Chevrolet
26	Will Power	Toowoomba, Australia	TWG AI/Andretti Global/Honda
27	Kyle Kirkwood	Jupiter, Fla.	JM Bullion/Andretti Global/Honda
28	Marcus Ericsson	Kumla, Sweden	InPwr/Andretti Global/Honda
45	Louis Foster	Odiham, England	Mi-Jack/Rahal Letterman Lanigan Racing/Honda
47	Mick Schumacher (R)	Gland, Switzerland	Rahal Letterman Lanigan/Honda
60	Felix Rosenqvist	Varnamo, Sweden	SiriusXM/Meyer Shank Racing/Honda
66	Marcus Armstrong	Christchurch, New Zealand	Root Insurance/Meyer Shank Racing/Honda
76	Rinus VeeKay	Hoofddorp, Netherlands	Juncos Hollinger Racing/Chevrolet
77	Sting Ray Robb	Payette, Idaho	Juncos Hollinger Racing/Chevrolet

(R) = Rookie Driver



## **IMSA WeatherTech SportsCar Championship: GTP and GTD Classes Ready to Clash!**

The IMSA WeatherTech SportsCar Championship's annual trip out West commences with this year's Acura Grand Prix of Long Beach, which is one of the shortest races of the season at 100 minutes. The field of 28 cars split between the Grand Touring Prototype (GTP) and Grand Touring Daytona (GTD) classes traditionally puts on a good show in front of the car culture crazy crowd in Southern California.

There are two changes among the 11 GTP entries as each car goes down to its two full-season drivers for the first non-endurance event of the year. Frederik Vesti fills in for Earl Bamber alongside Jack Aitken aboard the No. 31 Cadillac Whelen Cadillac V-Series.R. Meanwhile, Laurin Heinrich shifts to the No. 5 JDC-Miller MotorSports Porsche 963 alongside Tijmen van der Helm; Heinrich has won the first two races of the year in the No. 7 Porsche Penske Motorsport Porsche 963 and will be making his first appearance on the streets of Long Beach.

Several changes occur among the 17 GTD cars. Robert Wickens returns to the No. 36 DXDT Racing Corvette Z06 GT3.R for his second season in the program, now alongside Mason Filippi. Corey Lewis makes his first sprint race and second season start in Gradient Racing's No. 66 Ford Mustang GT3 alongside Jake Walker. And Spencer Pumpelly fills in for Tom Gamble alongside Eduardo "Dudu" Barrichello in the No. 27 Heart of Racing Team Aston Martin Vantage GT3 Evo.

Two cars that have run GTD extras here in the past do so again in 2026. AO Racing will field Harry King and Mikkel Pedersen in its No. 177 Porsche 911 GT3 R (992), as the team seeks a repeat win after Jonny Edgar and Laurens Vanthoor won in 2025. The 2024 GTD race winners, Vasser Sullivan Racing, bring back the No. 89 Lexus RC F GT3 for Jack Hawksworth and Frankie Montecalvo. Additionally, Pfaff Motorsports will run a GTD car for Andrea Caldarelli and Zachary Vanier, the No. 46 Lamborghini Temerario GT3 following the Temerario GT3's worldwide competition debut last month at Sebring.

Long Beach has been part of a top-level, North American sports car championship season over the last two decades. Past overall Long Beach winners active this year include Nick Tandy, Jordan Taylor, Ricky Taylor, Filipe Albuquerque, Renger van der Zande, Mathieu Jaminet and Felipe Nasr.

The Acura Grand Prix of Long Beach is the third of 11 events on the 2026 WeatherTech Championship schedule. The series returns to California next month for the IMSA WeatherTech SportsCar Championship of Monterey at WeatherTech Raceway Laguna Seca from May 1-3. The season concludes with the traditional Motul Petit Le Mans at Michelin Raceway Road Atlanta from Sept. 30 - Oct. 3.



## IMSA WeatherTech SportsCar Championship Entry List



ACURA Grand Prix of Long Beach  
 Long Beach Street Course - Long Beach, California  
 April 17 - April 18, 2026



Planning Entry List - FOR INTERNAL USE ONLY

Total Entries: 28

GRAND TOURING PROTOTYPE (GTP)							Entries: 11
CAR NO.	DRIVERS & NATIONALITY		TEAM & SPONSOR	CAR TYPE	TIRE	ENGINE	FUEL
<b>5</b>	(G) Tijmen van der Helm (S) Nico Pino (G) Kaylen Frederick	NLD CHL USA	JDC-Miller MotorSports <i>Mustang Sampling / St Jude / Wiha / Cram-a-Lot / Hexagon / OMP / Trofi Pack</i>	Porsche 963	Michelin	Porsche	VP R80
<b>6</b>	(P) Laurens Vanthoor (P) Kevin Estre	BEL FRA	Porsche Penske Motorsport	Porsche 963	Michelin	Porsche	VP R80
<b>7</b>	(P) Felipe Nasr (G) Julien Andlauer	BRA FRA	Porsche Penske Motorsport	Porsche 963	Michelin	Porsche	VP R80
<b>10</b>	(P) Ricky Taylor (P) Filipe Albuquerque (P) Will Stevens	USA PRT GBR	Cadillac Wayne Taylor Racing <i>DEX</i>	Cadillac V-Series.R	Michelin	Cadillac	VP R80
<b>23</b>	(P) Ross Gunn (G) Roman De Angelis	GBR CAN	ASTON MARTIN THOR Team	Aston Martin Valkyrie	Michelin	Aston Martin	VP R80
<b>24</b>	(P) Sheldon van der Linde (P) Dries Vanthoor	ZAF BEL	BMW M Team WRT	BMW M Hybrid V8	Michelin	BMW	VP R80
<b>25</b>	(P) Philipp Eng (P) Marco Wittmann	AUT DEU	BMW M Team WRT	BMW M Hybrid V8	Michelin	BMW	VP R80
<b>31</b>	(P) Jack Aitken (P) Earl Bamber (P) Frederik Vesti	GBR NZL DNK	Cadillac Whelen <i>Cadillac / Whelen</i>	Cadillac V-Series.R	Michelin	Cadillac	VP R80
<b>40</b>	(P) Jordan Taylor (G) Louis Deletraz (P) Colton Herta	USA CHE USA	Cadillac Wayne Taylor Racing <i>DEX</i>	Cadillac V-Series.R	Michelin	Cadillac	VP R80
<b>60</b>	(P) Tom Blomqvist (G) Colin Braun (P) Scott Dixon	GBR USA NZL	Acura Meyer Shank Racing w/Curb Agajanian	Acura ARX-06	Michelin	Acura	VP R80
<b>93</b>	(P) Renger van der Zande (P) Nick Yelloly (P) Alex Palou	NLD GBR ESP	Acura Meyer Shank Racing w/Curb Agajanian	Acura ARX-06	Michelin	Acura	VP R80
GT DAYTONA (GTD)							Entries: 17
CAR NO.	DRIVERS & NATIONALITY		TEAM & SPONSOR	CAR TYPE	TIRE	ENGINE	FUEL
<b>12</b>	(G) Aaron Telitz (S) Benjamin Pedersen (S) Frankie Montecalvo	USA USA USA	Vasser Sullivan Racing	Lexus RC F GT3	Michelin	Lexus	E-10



## IMSA WeatherTech SportsCar Championship Entry List

GT DAYTONA (GTD)								Entries: 17
CAR NO.	DRIVERS & NATIONALITY		TEAM & SPONSOR	CAR TYPE	TIRE	ENGINE	FUEL	
<b>13</b>	(B) Orey Fidani (G) Matthew Bell (S) Lars Kern	CAN GBR DEU	13 Autosport <i>Orlando Corp / Sabelt / Motul / Sonic</i>	Corvette Z06 GT3.R	Michelin	Chevrolet	E-10	
<b>16</b>	(B) Sheena Monk (G) Felipe Fraga	USA BRA	Myers Riley Motorsports	Ford Mustang GT3	Michelin	Ford	E-10	
<b>19</b>	(G) Valentin Hasse Clot (S) Rory van der Steur	FRA USA	van der Steur Racing <i>EFC Systems / Dragonfire Tool Storage / Hexis / XShield</i>	Aston Martin Vantage GT3 Evo	Michelin	Aston Martin	E-10	
<b>27</b>	(S) Dudu Barrichello (S) Spencer Pumpelly	BRA USA	Heart of Racing Team	Aston Martin Vantage GT3 Evo	Michelin	Aston Martin	E-10	
<b>34</b>	(S) Manny Franco (P) Albert Costa	USA ESP	Conquest Racing <i>CORSA HORIZON</i>	Ferrari 296 GT3 EVO	Michelin	Ferrari	E-10	
<b>36</b>	(S) Mason Filippi (?) TBD	USA ?	DXDT Racing <i>Hanley Motorsports / Bosch / Wealthspire</i>	Corvette Z06 GT3.R	Michelin	Chevrolet	E-10	
<b>45</b>	(S) Danny Formal (G) Trent Hindman (S) Graham Doyle	CRI USA USA	Wayne Taylor Racing <i>DEX</i>	Lamborghini Huracan GT3 EVO2	Michelin	Lamborghini	E-10	
<b>46</b>	(P) Andrea Caldarelli (?) TBD	ITA ?	Pfaff Motorsports <i>Lithia &amp; Driveway, Motomaster, Motul, XPEL</i>	Lamborghini Temerario GT3	Michelin	Lamborghini	E-10	
<b>57</b>	(S) Russell Ward (G) Philip Ellis (S) Indy Dontje	USA GBR NLD	WINWARD RACING <i>TECHEMET / FIRST HORIZON / RAVENOL / CRAIN GROUP</i>	Mercedes-AMG GT3	Michelin	Mercedes-AMG	E-10	
<b>66</b>	(S) Jake Walker (B) Till Bechtolsheimer (S) Corey Lewis (G) Joey Hand	USA GBR USA USA	Gradient Racing <i>Myota / Strategic Wealth Designers / MOTUL</i>	Ford Mustang GT3	Michelin	Ford	E-10	
<b>70</b>	(B) Brendan Iribe (G) Frederik Schandorff (S) Ollie Millroy	USA DNK GBR	Inception Racing	Ferrari 296 GT3 EVO	Michelin	Ferrari	E-10	
<b>81</b>	(B) Henrik Hedman (G) Giacomo Altoè	SWE ITA	DragonSpeed <i>10 Star</i>	Corvette Z06 GT3.R	Michelin	Chevrolet	E-10	
<b>89</b>			Vasser Sullivan Racing	Lexus RC F GT3	Michelin	Lexus	E-10	
<b>96</b>	(S) Patrick Gallagher (G) Robby Foley (G) Jens Klingmann	USA USA DEU	Turner Motorsport <i>Liqui Moly / H&amp;R Springs / Belle Haven</i>	BMW M4 GT3 EVO	Michelin	BMW	E-10	
<b>177</b>	(S) Francis Seidorff (P) Laurens Vanthoor (S) Jonny Edgar	USA BEL GBR	AO Racing	Porsche 911 GT3 R (992)	Michelin	Porsche	E-10	

**IMSA**  
**ACURA Grand Prix of Long Beach**

Long Beach Street Course / 1.968 miles  
 April 11 - 12, 2025 / Long Beach, California



**Race Official Results (1 Hours 40 Minutes)**

\* Bold: Starting Driver / Italic: Fastest Lap Driver / Underline: Qualifying Driver

Pos	Pic	Nr.	Class	G	Drivers*	Team	Vehicle	Laps	Total Time	Gap	Lap	Time	Best Lap
1	1	7	GTP		<b>N. Tandy</b> / <i>F. Nasr</i>	Porsche Penske Motorsport	Porsche 963	75	<b>1:40:36.022</b>	-	64	<b>1:12.708</b>	97.441
2	2	6	GTP		<i>M. Campbell</i> / <b>M. Jaminet</b>	Porsche Penske Motorsport	Porsche 963	75	<b>1:40:39.080</b>	3.058	64	<b>1:12.712</b>	97.436
3	3	24	GTP		<b>D. Vanthoor</b> / <i>P. Eng</i>	BMW M Team RLL	BMW M Hybrid V8	75	<b>1:40:48.925</b>	12.903	9.845	<b>65 1:12.918</b>	97.161
4	4	31	GTP		<i>E. Bomber</i> / <b>J. Aitken</b>	Cadillac Whelen	Cadillac V-Series R	75	<b>1:40:53.476</b>	17.454	4.551	<b>65 1:13.229</b>	96.748
5	5	25	GTP		<b>S. van der Linde</b> / <i>M. Wittmann</i>	BMW M Team RLL	BMW M Hybrid V8	75	<b>1:40:53.997</b>	17.975	0.521	<b>66 1:13.013</b>	97.034
6	6	10	GTP		<b>F. Albuquerque</b> / <i>R. Taylor</i>	Wayne Taylor Racing	Cadillac V-Series R	75	<b>1:41:14.341</b>	38.319	20.344	<b>70 1:13.298</b>	96.657
7	7	40	GTP		<b>L. Deletraz</b> / <i>J. Taylor</i>	Wayne Taylor Racing	Cadillac V-Series R	75	<b>1:41:17.350</b>	41.328	3.009	<b>68 1:13.345</b>	96.595
8	8	23	GTP		<i>R. De Angelis</i> / <b>R. Gunn</b>	ASTON MARTIN THOR Team	Aston Martin Valkyrie	75	<b>1:41:29.964</b>	53.942	12.614	<b>10 1:14.479</b>	95.124
9	9	60	GTP		<i>C. Braun</i> / <b>T. Blomqvist</b>	Acura Meyer Shank Racing w/Curb Ageajanian	Acura ARX-06	75	<b>1:41:31.563</b>	55.541	1.599	<b>8 1:13.736</b>	96.083
10	10	85	GTP		<i>G. Bruni</i> / <b>T. van der Helm</b>	JDC Miller Motorsports	Porsche 963	75	<b>1:41:32.883</b>	56.861	1.320	<b>8 1:13.877</b>	95.899
11	11	93	GTP		<b>M. Yeloly</b> / <i>R. van der Zande</i>	Acura Meyer Shank Racing w/Curb Ageajanian	Acura ARX-06	74	<b>1:41:43.244</b>	1 Lap	1 Lap	<b>9 1:13.614</b>	96.242
12	1	177	GTD		<b>J. Edgar</b> / <i>L. Vanthoor</i>	AO Racing	Porsche 911 GT3 R (992)	71	<b>1:40:50.709</b>	4 Laps	3 Laps	<b>48 1:18.680</b>	90.045
13	2	12	GTD		<b>P. Thompson</b> / <i>J. Hawksworth</i>	Vasser Sullivan Racing	Lexus RC F GT3	71	<b>1:40:53.087</b>	4 Laps	2.378	<b>32 1:18.706</b>	90.016
14	3	89	GTD		<b>F. Montecarlo</b> / <i>A. Telitz</i>	Vasser Sullivan Racing	Lexus RC F GT3	71	<b>1:40:58.765</b>	4 Laps	5.678	<b>54 1:18.830</b>	89.874
15	4	57	GTD		<i>P. Ellis</i> / <b>R. Ward</b>	Winward Racing	Mercedes-AMG GT3	71	<b>1:40:59.250</b>	4 Laps	0.485	<b>66 1:18.693</b>	90.030
16	5	96	GTD		<i>R. Foley</i> / <b>P. Gallagher</b>	Turner Motorsport	BMW M4 GT3 EVO	71	<b>1:41:14.563</b>	4 Laps	15.313	<b>33 1:19.414</b>	89.213
17	6	32	GTD		<i>K. Koch</i> / <b>S. Lucas</b>	Korthoff Competition Motors	Mercedes-AMG GT3	71	<b>1:41:15.683</b>	4 Laps	1.120	<b>58 1:18.953</b>	89.734
18	7	120	GTD		<i>E. Skeer</i> / <b>A. Adelson</b>	Wright Motorsports	Porsche 911 GT3 R (992)	71	<b>1:41:15.958</b>	4 Laps	0.275	<b>30 1:18.763</b>	89.950
19	8	70	GTD	B	<i>F. Schandorff</i> / <b>B. Iribe</b>	Inception Racing	Ferrari 296 GT3	71	<b>1:41:16.622</b>	4 Laps	0.664	<b>32 1:18.930</b>	89.760
20	9	27	GTD		<i>C. Stevenson</i> / <b>T. Gamble</b>	Heart of Racing Team	Aston Martin Vantage GT3 Evo	71	<b>1:41:22.420</b>	4 Laps	5.798	<b>24 1:19.273</b>	89.372
21	10	66	GTD		<i>R. Megennis</i> / <b>J. Altman</b>	Gradient Racing	Ford Mustang GT3	71	<b>1:41:33.481</b>	4 Laps	11.061	<b>30 1:19.791</b>	88.791
22	11	45	GTD		<i>T. Hindman</i> / <b>D. Farnal</b>	Wayne Taylor Racing	Lamborghini Huracan GT3 EVO2	71	<b>1:41:34.432</b>	4 Laps	0.951	<b>6 1:19.421</b>	89.205
23	12	78	GTD		<i>M. Farnbacher</i> / <b>M. Goikhberg</b>	Forte Racing	Lamborghini Huracan GT3 EVO2	71	<b>1:41:34.926</b>	4 Laps	0.494	<b>47 1:19.598</b>	89.007
24	13	13	GTD	B	<i>M. Bell</i> / <b>O. Fidani</b>	AWA	Chevrolet Corvette Z06 GT3.R	71	<b>1:41:35.233</b>	4 Laps	0.307	<b>46 1:19.063</b>	89.609
25	14	021	GTD	B	<i>S. McAleer</i> / <b>S. Monk</b>	Triarsi Competizione	Ferrari 296 GT3	71	<b>1:41:36.333</b>	4 Laps	1.100	<b>48 1:19.717</b>	88.874
26	15	36	GTD		<i>T. Millner</i> / <b>R. Wickens</b>	DXDT Racing	Chevrolet Corvette Z06 GT3.R	70	<b>1:40:51.791</b>	5 Laps	1 Lap	<b>34 1:18.684</b>	90.041

# ACURA Grand Prix of Long Beach

Long Beach Street Course / 1.968 miles  
April 19 - 20, 2024 / Long Beach, California



## IMSA WeatherTech SportsCar Championship

### Race Official Results (1 Hour 40 Minutes)

\* Bold: Starting Driver / *Italic*: Fastest Lap Driver / Underline: Qualifying Driver

Pos	Pic	Nr.	Class	Drivers*	Team	Vehicle	Laps	Total Time	Gap	Lap Time	Mph		
1	1	01	GTP	<u>R. van der Zande</u> / <b>S. Bourdais</b>	Cadillac Racing	Cadillac V-Series.R	68	<b>1:40:07.318</b>	-	21	<b>1:12.626</b>	97.551	
2	2	31	GTP	<b>P. Derani</b> / J. Aitken	Whelen Cadillac Racing	Cadillac V-Series.R	68	<b>1:40:07.882</b>	0.564	21	<b>1:12.736</b>	97.404	
3	3	7	GTP	<b>D. Cameron</b> / <i>F. Nasr</i>	Porsche Penske Motorsport	Porsche 963	68	<b>1:40:08.993</b>	1.675	1.111	67	<b>1:13.103</b>	96.915
4	4	6	GTP	<b>N. Tandy</b> / <i>M. Jaminet</i>	Porsche Penske Motorsport	Porsche 963	68	<b>1:40:10.231</b>	2.913	1.238	68	<b>1:12.975</b>	97.085
5	5	5	GTP	<i>G. Bruni</i> / <b>M. Rockenfeller</b>	Proton Competition Mustang Sampling	Porsche 963	68	<b>1:40:11.615</b>	4.297	1.384	67	<b>1:13.154</b>	96.847
6	6	24	GTP	<b>J. Krohn</b> / <b>P. Eng</b>	BMW M Team RLL	BMW M Hybrid V8	68	<b>1:40:12.365</b>	5.047	0.750	29	<b>1:13.225</b>	96.753
7	7	85	GTP	<b>T. van der Helm</b> / R. Westbrook	JDC-Miller Motorsports	Porsche 963	68	<b>1:40:14.210</b>	6.892	1.845	20	<b>1:13.155</b>	96.846
8	8	10	GTP	<b>R. Taylor</b> / <b>F. Albuquerque</b>	Wayne Taylor Racing with Andretti	Acura ARX-06	68	<b>1:40:14.661</b>	7.343	0.451	22	<b>1:13.053</b>	96.981
9	1	89	GTD	B. Barnicoat / <b>P. Thompson</b>	VasserSullivan	Lexus RC F GT3	3 Laps	3 Laps	3 Laps	21	<b>1:18.761</b>	89.953	
10	2	96	GTD	R. Foley / <b>P. Gallagher</b>	Turner Motorsport	BMW M4 GT3	65	<b>1:41:00.919</b>	3 Laps	1.449	22	<b>1:19.021</b>	89.657
11	3	32	GTD	M. Skeen / <b>M. Grenier</b>	Korthoff/Preston Motorsports	Mercedes-AMG GT3	65	<b>1:41:01.664</b>	3 Laps	0.745	7	<b>1:18.933</b>	89.757
12	4	66	GTD	<b>S. Monk</b> / <i>S. McAleer</i>	Gradient Racing	Acura NSX GT3	65	<b>1:41:01.984</b>	3 Laps	0.320	42	<b>1:19.034</b>	89.642
13	5	55	GTD	<b>G. Levarato</b> / C. Lewis	Proton Competition	Ford Mustang GT3	65	<b>1:41:02.801</b>	3 Laps	0.817	18	<b>1:18.983</b>	89.700
14	6	13	GTD	<b>O. Fidani</b> / M. Bell	AWA	Chevrolet Corvette Z06 GT3.R	65	<b>1:41:03.304</b>	3 Laps	0.503	44	<b>1:19.073</b>	89.598
15	7	57	GTD	<b>R. Ward</b> / <i>P. Ellis</i>	WINWARD RACING	Mercedes-AMG GT3	65	<b>1:41:05.137</b>	3 Laps	1.833	62	<b>1:19.003</b>	89.677
16	8	45	GTD	K. Marcelli / <b>D. Formal</b>	Wayne Taylor Racing with Andretti	Lamborghini Huracan GT3 EVO2	65	<b>1:41:05.938</b>	3 Laps	0.801	20	<b>1:18.810</b>	89.897
17	9	43	GTD	<b>J. Andretti</b> / <i>G. Chaves</i>	Andretti Motorsports	Porsche 911 GT3 R (992)	65	<b>1:41:06.697</b>	3 Laps	0.759	45	<b>1:19.062</b>	89.610
18	10	28	GTD	<b>E. Saba</b> / <i>A. Lee</i>	Flying Lizard Motorsports	Aston Martin Vantage GT3 Evo	65	<b>1:41:07.213</b>	3 Laps	0.516	45	<b>1:19.203</b>	89.451
19	11	78	GTD	<b>M. Goikhberg</b> / <i>L. Spinelli</i>	Forte Racing	Lamborghini Huracan GT3 EVO2	65	<b>1:41:08.220</b>	3 Laps	1.007	46	<b>1:19.007</b>	89.673
20	12	34	GTD	M. Franco / <b>A. Costa Balboa</b>	Conquest Racing	Ferrari 296 GT3	65	<b>1:41:08.996</b>	3 Laps	0.776	19	<b>1:18.901</b>	89.793
21	13	86	GTD	<b>K. Li</b> / <i>A. Fiorabach</i>	MDK Motorsports	Porsche 911 GT3 R (992)	64	<b>1:40:32.612</b>	4 Laps	1 Lap	43	<b>1:18.983</b>	89.700
22	9	25	GTP	C. De Philippis / <b>N. Yelloly</b>	BMW M Team RLL	BMW M Hybrid V8	61	<b>1:35:51.689</b>	Not Running	Not Running	24	<b>1:12.635</b>	97.539
23	14	27	GTD	<b>R. De Angelis</b> / S. Pumpelly	Heart of Racing Team	Aston Martin Vantage GT3 Evo	51	<b>1:21:01.872</b>	Not Running	Not Running	25	<b>1:18.655</b>	97.962
24	15	12	GTD	<b>F. Montecalvo</b> / <i>J. Hawksworth</i>	VasserSullivan	Lexus RC F GT3	41	<b>1:06:58.556</b>	Not Running	Not Running	29	<b>1:18.944</b>	89.744
25	10	40	GTP	<b>J. Taylor</b> / L. Deletraz	Wayne Taylor Racing with Andretti	Acura ARX-06	30	<b>43:49.492</b>	Not Running	Not Running	22	<b>1:13.029</b>	97.013
26	16	120	GTD	<b>A. Adelson</b> / E. Skeer	Wright Motorsports	Porsche 911 GT3 R (992)	8	<b>12:01.397</b>	Not Running	Not Running	5	<b>1:19.742</b>	88.846
27	17	70	GTD	<b>B. Iribe</b> / F. Schandorff	Inception Racing	McLaren 720S GT3 EVO	7	<b>9:50.262</b>	Not Running	Not Running	7	<b>1:19.630</b>	88.971

# ACURA Grand Prix of Long Beach

Long Beach Street Course / 1.968 miles  
April 14 - 15, 2023 / Long Beach, California



## IMSA WeatherTech SportsCar Championship

### Race Official Results (1 Hours 40 Minutes)

\* Bold: Starting Driver / *Italic*: Fastest Lap Driver / Underline: Qualifying Driver

Pos	Pic	Nr.	Class	Drivers*	Team	Vehicle	Laps	Total Time	Gap	Lap	Best Lap Time	Mph	
1	2	6	GTP	<b><u>A. Tarakj</u></b> / M. Jaminet	Porsche Penske Motorsports	Porsche 963	78	<b>1:42:08.126</b>	-	27	<b>1:11.990</b>	98.413	
2	1	25	GTP	C. De Philippis / <b><u>N. Yelloly</u></b>	BMW M Team RLL	BMW M Hybrid V8	78	<b>1:42:09.029</b>	0.903	60	<b>1:11.503</b>	99.083	
3	3	7	GTP	M. Campbell / <b><u>F. Nasr</u></b>	Porsche Penske Motorsports	Porsche 963	78	<b>1:42:11.030</b>	2.904	42	<b>1:11.909</b>	98.524	
4	4	24	GTP	P. Eng / <b><u>A. Farnus</u></b>	BMW M Team RLL	BMW M Hybrid V8	78	<b>1:42:11.818</b>	3.692	42	<b>1:11.863</b>	98.587	
5	5	31	GTP	P. Derani / <b><u>A. Sims</u></b>	Whelen Engineering Cadillac Racing	Cadillac V-Series.R	78	<b>1:43:04.277</b>	56.151	26	<b>1:11.750</b>	98.742	
6	6	60	GTP	<b><u>T. Blomqvist</u></b> / C. Braun	Meyer Shank Racing w/ Curb Agajanian	Acura ARX-06	77	<b>1:42:20.204</b>	1 Lap	1 Lap	25	<b>1:11.616</b>	98.927
7	7	10	GTP	R. Taylor / <b><u>E. Albuquerque</u></b>	Konica Minolta Acura ARX-06	Acura ARX-06	76	<b>1:38:30.306</b>	<b>Not Running</b>	57	<b>1:11.808</b>	98.663	
8	1	14	GTDPRO	<b><u>J. Hawksworth</u></b> / B. Barnicoat	Vasser Sullivan	Lexus RC F GT3	73	<b>1:42:45.051</b>	5 Laps	3 Laps	46	<b>1:19.025</b>	89.652
9	2	3	GTDPRO	<b><u>A. Garcia</u></b> / J. Taylor	Corvette Racing	Chevrolet Corvette C8.R GTD	73	<b>1:42:47.836</b>	5 Laps	2.785	12	<b>1:19.087</b>	89.582
10	3	9	GTDPRO	K. Bachler / <b><u>P. Pilet</u></b>	Plaff Motorsports	Porsche 911 GT3 R (992)	73	<b>1:42:48.635</b>	5 Laps	0.799	20	<b>1:18.900</b>	89.794
11	1	1	GTD	B. Sellers / <b><u>M. Snow</u></b>	Paul Miller Racing	BMW M4 GT3	73	<b>1:42:55.747</b>	5 Laps	7.112	33	<b>1:19.089</b>	89.580
12	2	27	GTD	R. De Angelis / <b><u>M. Sorensen</u></b>	Heart of Racing Team	Aston Martin Vantage GT3	73	<b>1:43:00.215</b>	5 Laps	4.468	45	<b>1:19.011</b>	89.668
13	4	23	GTDPRO	<b><u>R. Gunn</u></b> / A. Riberas	Heart of Racing Team	Aston Martin Vantage GT3	73	<b>1:43:11.296</b>	5 Laps	11.081	13	<b>1:18.984</b>	89.699
14	3	12	GTD	<b><u>F. Montecalvo</u></b> / A. Telitz	Vasser Sullivan	Lexus RC F GT3	73	<b>1:43:12.885</b>	5 Laps	1.589	33	<b>1:18.959</b>	89.727
15	4	32	GTD	<b><u>M. Skeen</u></b> / M. Grenier	Team Korhoff Motorsports	Mercedes-AMG GT3	72	<b>1:42:13.775</b>	6 Laps	1 Lap	33	<b>1:19.552</b>	89.058
16	5	57	GTD	<b><u>R. Ward</u></b> / P. Ellis	Winward Racing	Mercedes-AMG GT3	72	<b>1:42:14.953</b>	6 Laps	1.178	52	<b>1:19.299</b>	89.342
17	6	70	GTD	<b><u>B. Irlbe</u></b> / F. Schandorff	Inception Racing	McLaren 720S GT3 EVO	72	<b>1:42:16.829</b>	6 Laps	1.876	31	<b>1:18.564</b>	89.835
18	7	78	GTD	<b><u>M. Goikhberg</u></b> / L. Spinelli	Forte Racing Powered by USRT	Lamborghini Huracan GT3 EVO2	72	<b>1:42:18.073</b>	6 Laps	1.244	63	<b>1:19.097</b>	89.571
19	8	96	GTD	<b><u>P. Gallagher</u></b> / R. Foley	Turner Motorsport	BMW M4 GT3	72	<b>1:42:22.832</b>	6 Laps	4.759	49	<b>1:19.733</b>	88.856
20	9	66	GTD	<b><u>S. Monk</u></b> / K. Legge	Gradient Racing	Acura NSX GT3	72	<b>1:42:25.656</b>	6 Laps	2.824	62	<b>1:18.786</b>	89.924
21	10	77	GTD	<b><u>A. Brynjolfsson</u></b> / T. Hindman	Wright Motorsports	Porsche 911 GT3 R (992)	72	<b>1:42:49.242</b>	6 Laps	23.586	49	<b>1:19.436</b>	89.188
22	5	79	GTDPRO	<b><u>D. Juncadella</u></b> / J. Gounon	WeatherTech Racing	Mercedes-AMG GT3	72	<b>1:42:55.031</b>	6 Laps	5.789	32	<b>1:19.733</b>	88.856
23	11	97	GTD	B. Auberlien / <b><u>C. Hull</u></b>	Turner Motorsport	BMW M4 GT3	72	<b>1:42:58.182</b>	6 Laps	3.151	46	<b>1:19.050</b>	89.624
24	12	91	GTD	<b><u>A. Metni</u></b> / K. van Berlo	Kellymoss with Riley	Porsche 911 GT3 R (992)	71	<b>1:42:15.722</b>	7 Laps	1 Lap	43	<b>1:19.227</b>	89.424
25	13	92	GTD	A. Udell / <b><u>J. Bleekemolen</u></b>	Kellymoss with Riley	Porsche 911 GT3 R (992)	71	<b>1:42:19.247</b>	7 Laps	3.525	51	<b>1:19.559</b>	89.050
26	8	01	GTP	<b><u>S. Bourdais</u></b> / R. van der Zande	Cadillac Racing	Cadillac V-Series.R							<b>Not Running</b>

# ACURA Grand Prix of Long Beach

Long Beach Street Course / 1.968 miles  
April 8 - 11, 2022 / Long Beach, California



## IMSA WeatherTech SportsCar Championship

### Race Official Results (1 Hours 40 Minutes)

\* Bold: Starting Driver / *Italic*: Fastest Lap Driver / Underline: Qualifying Driver

Pos	Pic	Nr.	Class	Drivers*	Team	Vehicle	Laps	Total Time	Gap	Lap	Best Lap Time	Mph	
1	2	01	DPi	<b>R. van der Zande / <i>S. Bourdais</i></b>	Cadillac Racing	Cadillac DPi	73	<b>1:40:48.134</b>	-	16	<b>1:10.317</b>	100.755	
2	2	02	DPi	<i>E. Bamber / <b>A. Lynn</b></i>	Cadillac Racing	Cadillac DPi	73	<b>1:40:51.895</b>	3.761	65	<b>1:11.018</b>	99.760	
3	3	5	DPi	<b>T. Vautier / R. Westbrook</b>	JDC Miller MotorSports	Cadillac DPi	73	<b>1:40:57.182</b>	9.048	66	<b>1:11.062</b>	99.698	
4	4	60	DPi	<i>C. Jarvis / <b>T. Blomqvist</b></i>	Meyer Shank Racing W/Curb-Agajanian	Acura DPi	73	<b>1:40:58.148</b>	10.014	0.966	67	<b>1:11.163</b>	99.557
5	5	31	DPi	<b>P. Derani / T. Nunez</b>	Whelen Engineering Racing	Cadillac DPi	73	<b>1:40:58.669</b>	10.535	0.521	66	<b>1:10.685</b>	100.230
6	6	10	DPi	<b>R. Taylor / <i>F. Albuquerque</i></b>	Konica Minolta Acura ARX-05	Acura DPi	73	<b>1:41:00.113</b>	11.979	1.444	16	<b>1:11.376</b>	99.260
7	1	23	GTDPRO	<b>R. Gunn / A. Riberas</b>	Heart of Racing Team	Aston Martin Vantage GT3	69	<b>1:41:03.483</b>	4 Laps	4 Laps	60	<b>1:19.010</b>	89.669
8	2	14	GTDPRO	<b>J. Hawkinsworth / B. Barnicoat</b>	VasserSullivan	Lexus RC F GT3	69	<b>1:41:04.948</b>	4 Laps	1.465	37	<b>1:19.206</b>	89.447
9	1	1	GTD	<i>B. Sellers / <b>M. Snow</b></i>	Paul Miller Racing	BMW M4 GT3	69	<b>1:41:06.029</b>	4 Laps	1.081	35	<b>1:19.260</b>	89.386
10	3	3	GTDPRO	<i>A. Garcia / <b>J. Taylor</b></i>	Corvette Racing	Chevrolet Corvette C8.R GTD	69	<b>1:41:06.556</b>	4 Laps	0.527	37	<b>1:18.807</b>	89.900
11	2	66	GTD	<i>M. Farnbacher / <b>M. Miller</b></i>	Gradient Racing	Acura NSX GT3	69	<b>1:41:07.915</b>	4 Laps	1.359	32	<b>1:19.048</b>	89.626
12	3	12	GTD	<b>F. Montecarlo / A. Telitz</b>	VasserSullivan	Lexus RC F GT3	69	<b>1:41:09.795</b>	4 Laps	1.880	31	<b>1:19.062</b>	89.610
13	4	96	GTD	<b>R. Foley / B. Auberlen</b>	Turner Motorsport	BMW M4 GT3	69	<b>1:41:20.121</b>	4 Laps	7.215	38	<b>1:19.330</b>	89.307
14	5	16	GTD	<b>R. Hardwick / J. Heylen</b>	Wright Motorsports	Porsche 911 GT3R	69	<b>1:41:24.456</b>	4 Laps	4.335	39	<b>1:19.274</b>	89.371
15	6	32	GTD	<b>M. Skeen / S. McAleer</b>	Team Korthoff Motorsports	Mercedes-AMG GT3	69	<b>1:41:26.206</b>	4 Laps	1.750	41	<b>1:19.200</b>	89.454
16	7	99	GTD	<b>R. Ferriol / K. Legge</b>	Team Hardpoint	Porsche 911 GT3R	69	<b>1:41:30.112</b>	4 Laps	3.906	37	<b>1:20.194</b>	88.345
17	8	51	GTD	<i>R. Eversley / <b>A. Read</b></i>	Rick Ware Racing	Acura NSX GT3	69	<b>1:41:35.930</b>	4 Laps	5.818	63	<b>1:19.597</b>	89.008
18	9	70	GTD	<b>B. Iribe / F. Schandorff</b>	inception racing	McLaren 720S GT3	69	<b>1:41:41.651</b>	4 Laps	5.721	37	<b>1:18.642</b>	90.089
19	4	79	GTDPRO	<b>C. MacNeill / R. Marciello</b>	WeatherTech Racing	Mercedes-AMG GT3	69	<b>1:41:46.311</b>	4 Laps	4.660	32	<b>1:18.617</b>	90.117
20	10	34	GTD	<b>K. Washington / J. Sofronas</b>	GMG Racing	Porsche 911 GT3R	67	<b>1:41:27.506</b>	6 Laps	2 Laps	60	<b>1:20.518</b>	87.990
21	11	39	GTD	<b>R. Megennis / J. Westphal</b>	CarBahn with Peregrine Racing	Lamborghini Huracan GT3	57	<b>1:24:35.420</b>	Not Running		32	<b>1:18.967</b>	89.718
22	12	27	GTD	<b>R. De Angelis / M. Martin</b>	Heart of Racing Team	Aston Martin Vantage GT3	48	<b>1:09:28.199</b>	Not Running		32	<b>1:18.843</b>	89.859
23	13	59	GTD	<b>J. Miller / P. Holton</b>	Crucial Motorsports	McLaren 720S GT3	47	<b>1:07:53.318</b>	Not Running		4	<b>1:19.570</b>	89.038
24	14	57	GTD	<b>R. Ward / P. Ellis</b>	Winward Racing	Mercedes-AMG GT3	33	<b>46:01.371</b>	Not Running		32	<b>1:19.925</b>	88.643
25	5	9	GTDPRO	<i>M. Campbell / <b>M. Jaminet</b></i>	Plaff Motorsports	Porsche 911 GT3R	29	<b>38:45.533</b>	Not Running		5	<b>1:19.068</b>	89.603
26	6	25	GTDPRO	<b>C. De Phillippi / J. Edwards</b>	BMW M Team RLL	BMW M4 GT3	69	<b>1:41:12.906</b>	4 Laps	3.111	5	<b>1:18.961</b>	89.725

# ACURA Grand Prix of Long Beach

Long Beach Street Course / 1.968 miles  
September 24 - 25, 2021 / Long Beach, California



## IMSA WeatherTech SportsCar Championship

### Race Results (1 Hours 40 Minutes)

Pos	Pic	Nr.	Class	Drivers*	Team	Vehicle	Laps	Total Time	Gap	Lap	Time	Mph	
1	31	DPI	<b>F. Maza</b> / P. Derani	Whelen Engineering Racing	Cadillac DPi	78	<b>1:40:46.781</b>	-	25	<b>1:12.693</b>	97.461		
2	01	DPI	R. van der Zande <b>K. Magnussen</b>	Cadillac Chip Ganassi Racing	Cadillac DPi	78	<b>1:40:57.733</b>	10.952	7	<b>1:12.661</b>	97.504		
3	5	DPI	<b>T. Yauher</b> / <b>L. Duval</b>	Mustang Sampling / JDC-Miller MotorSports	Cadillac DPi	78	<b>1:41:02.650</b>	15.869	4,917	45	<b>1:13.245</b>	96.727	
4	10	DPI	<b>R. Taylor</b> / <b>E. Albuquerque</b>	Konica Minolta Acura ARX-05	Acura DPi	78	<b>1:41:37.347</b>	50.566	34,697	45	<b>1:13.494</b>	96.399	
5	55	DPI	<b>O. Jarvis</b> / <b>H. Tincknell</b>	Mazda Motorsports	Mazda DPi	78	<b>1:41:59.966</b>	1:13.185	22,619	45	<b>1:13.303</b>	96.650	
6	1	4	GTLN	<b>I. Milner</b> / <b>N. Tandy</b>	Corvette Racing	Chevrolet Corvette C8.R	75	<b>1:41:11.579</b>	3 Laps	63	<b>1:17.315</b>	91.635	
7	2	3	GTLN	<b>A. Garcia</b> / <b>J. Taylor</b>	Corvette Racing	Chevrolet Corvette C8.R	75	<b>1:41:12.330</b>	3 Laps	0.751	63	<b>1:17.405</b>	91.528
8	3	79	GTLN	<b>C. MacNeil</b> / <b>M. Jaminet</b>	WeatherTech Racing	Porsche 911 RSR - 19	74	<b>1:41:05.788</b>	4 Laps	1 Lap	45	<b>1:17.793</b>	91.072
9	1	1	GTD	<b>B. Sellers</b> / <b>M. Snow</b>	Paul Miller Racing	Lamborghini Huracan GT3	73	<b>1:41:17.351</b>	5 Laps	1 Lap	44	<b>1:20.138</b>	88.407
10	2	9	GTD	<b>Z. Robichon</b> / <b>L. Vanthoor</b>	Pfaff Motorsports	Porsche 911 GT3R	73	<b>1:41:28.431</b>	5 Laps	11,080	49	<b>1:20.405</b>	88.113
11	3	16	GTD	<b>I. Hindman</b> / <b>P. Long</b>	Wright Motorsports	Porsche 911 GT3R	73	<b>1:41:28.817</b>	5 Laps	0.386	70	<b>1:20.226</b>	88.310
12	4	14	GTD	<b>A. Telitz</b> / <b>J. Hawksworth</b>	VASSER SULLIVAN	Lexus RC F GT3	73	<b>1:41:36.907</b>	5 Laps	8,090	39	<b>1:20.393</b>	88.127
13	5	39	GTD	<b>R. Heistand</b> / <b>J. Westphal</b>	CarBahn with Peregrine Racing	Audi R8 LMS GT3	73	<b>1:41:38.706</b>	5 Laps	1,799	71	<b>1:20.425</b>	88.092
14	6	23	GTD	<b>R. De Angelis</b> / <b>R. Gunn</b>	Heart Of Racing Team	Aston Martin Vantage GT3	73	<b>1:41:39.288</b>	5 Laps	0.582	31	<b>1:20.244</b>	88.290
15	7	26	GTD	<b>S. Aghakhani</b> / <b>J. Eidson</b>	O'Gara Motorsport / USRT	Mercedes-AMG GT3	73	<b>1:42:00.210</b>	5 Laps	20,922	49	<b>1:20.625</b>	87.873
16	8	66	GTD	<b>T. Bechtolzheimer</b> / <b>M. Miller</b>	Gradient Racing	Acura NSX GT3	73	<b>1:42:00.768</b>	5 Laps	0.558	61	<b>1:20.580</b>	87.922
17	9	88	GTD	<b>R. Ferrill</b> / <b>K. Legge</b>	Team Hardpoint	Porsche 911 GT3R	72	<b>1:41:02.069</b>	6 Laps	1 Lap	60	<b>1:20.180</b>	88.361
18	10	63	GTD	<b>C. Braun</b> / <b>D. Mancinelli</b>	Scuderia Corsa	Ferrari 488 GT3	72	<b>1:41:09.858</b>	6 Laps	7,789	36	<b>1:20.390</b>	88.130
19	11	76	GTD	<b>M. McMurry</b> / <b>M. Farnbacher</b>	Compass Racing	Acura NSX GT3	72	<b>1:41:22.181</b>	6 Laps	12,323	40	<b>1:20.681</b>	87.812
20	12	27	GTD	<b>J. James</b> / <b>A. Riberas</b>	Heart of Racing Team	Aston Martin Vantage GT3	72	<b>1:41:27.372</b>	6 Laps	5,191	30	<b>1:20.904</b>	87.570
21	13	12	GTD	<b>F. Montecalvo</b> / <b>Z. Veach</b>	VASSER SULLIVAN	Lexus RC F GT3	72	<b>1:41:28.059</b>	6 Laps	0.687	34	<b>1:20.730</b>	87.759
22	14	44	GTD	<b>J. Potter</b> / <b>A. Lally</b>	Magnus with Archangel	Acura NSX GT3	71	<b>1:41:05.891</b>	7 Laps	1 Lap	33	<b>1:21.783</b>	86.629
23	15	34	GTD	<b>K. Washington</b> / <b>J. Sofronas</b>	GMG Racing	Porsche 911 GT3R	70	<b>1:41:57.645</b>	8 Laps	1 Lap	66	<b>1:22.084</b>	86.311
24	16	96	GTD	<b>B. Auberlen</b> / <b>R. Foley</b>	Turner Motorsport	BMW M6 GT3	69	<b>1:41:15.083</b>	9 Laps	1 Lap	4	<b>1:21.324</b>	87.118
25	6	60	DPI	<b>D. Cameron</b> / <b>O. Pla</b>	Meyer Shank Racing w/Curb-Agajanian	Acura DPi	68	<b>1:30:45.786</b>	<b>Not Running</b>		42	<b>1:12.810</b>	97.305
26	17	19	GTD	<b>M. Goikhiberg</b> / <b>F. Perera</b>	GRT Grasser Racing Team	Lamborghini Huracan GT3	25	<b>36:33.246</b>	<b>Not Running</b>		23	<b>1:20.826</b>	87.654

\* Bold: Starting Driver / Italic: Fastest Lap Driver / Underline: Qualifying Driver

# BUBBA burger® Sports Car Grand Prix at Long Beach

Long Beach Street Course / 1.968 miles  
April 12 - 13, 2019 / Long Beach, California



## IMSA WeatherTech SportsCar Championship

### Race Unofficial Results (1 Hours 40 Minutes)

\* Bold: Starting Driver / Italic: Fastest Lap Driver / Underline: Qualifying Driver

Pos	Pic	Nr.	Class	Drivers*	Team	Vehicle	Laps	Total Time	Gap	Lap	Best Lap	Mph	
1	5	DPI	<b>J. Barbosa</b> / <i>F. Albuquerque</i>	Mustang Sampling Racing	Cadillac DPi	73	1:41:01.368	-	43	1:12.879	97.213		
2	7	DPI	<i>R. Taylor</i> / <b>H. Castroneves</b>	Acura Team Penske	Acura DPi	73	1:41:02.108	0.740	49	1:12.600	97.586		
3	3	6	DPI	<b>J. Montoya</b> / <i>D. Cameron</i>	Acura Team Penske	Acura DPi	73	1:41:03.241	1.873	1:13.349	1:12.633	97.542	
4	4	77	DPI	<i>O. Jarvis</i> / <b>T. Nunez</b>	Mazda Team Joest	Mazda DPi	73	1:41:22.434	21.066	19.193	49	1:12.766	97.364
5	5	84	DPI	<b>S. Trummer</b> / <i>S. Simpson</i>	JDC-Miller MotorSports	Cadillac DPi	73	1:41:26.851	25.483	4.417	49	1:13.125	96.886
6	6	31	DPI	<b>E. Nasr</b> / <i>P. Derani</i>	Whelen Engineering Racing	Cadillac DPi	73	1:41:36.648	35.280	9.797	36	1:11.932	98.492
7	7	50	DPI	<i>W. Owen</i> / <b>K. Kaiser</b>	Juncos Racing	Cadillac DPi	72	1:41:21.540	1 Lap	1 Lap	34	1:13.443	96.466
8	1	912	GTLM	<i>E. Barbour</i> / <b>L. Vanthoor</b>	Porsche GT Team	Porsche 911 RSR	72	1:42:16.178	1 Lap	54.638	38	1:17.302	91.650
9	2	3	GTLM	<i>J. Magnussen</i> / <b>A. Garcia</b>	Corvette Racing	Chevrolet Corvette C7.R	72	1:42:20.651	1 Lap	4.473	34	1:17.373	91.566
10	3	4	GTLM	<b>O. Gavin</b> / <i>T. Milner</i>	Corvette Racing	Chevrolet Corvette C7.R	72	1:42:20.797	1 Lap	0.146	19	1:17.215	91.754
11	4	66	GTLM	<i>D. Mueller</i> / <b>S. Bourdais</b>	Ford Chip Ganassi Racing	Ford GT	71	1:40:58.743	Not Running	20	1:17.518	91.395	
12	5	911	GTLM	<i>P. Pilet</i> / <b>N. Tandy</b>	Porsche GT Team	Porsche 911 RSR	71	1:41:05.401	2 Laps	6.658	20	1:17.410	91.523
13	6	67	GTLM	<i>R. Briscoe</i> / <i>R. Westbrook</i>	Ford Chip Ganassi Racing	Ford GT	71	1:41:06.216	2 Laps	0.815	40	1:17.596	91.303
14	7	25	GTLM	<b>T. Blomqvist</b> / <i>C. De Phillippi</i>	BMW Team RLL	BMW M8 GTE	71	1:41:12.267	2 Laps	6.051	19	1:17.886	91.022
15	8	55	DPI	<b>J. Bomarito</b> / <i>H. Tincknell</i>	Mazda Team Joest	Mazda DPi	71	1:41:23.935	2 Laps	11.668	51	1:12.330	97.951
16	8	24	GTLM	<i>J. Krohn</i> / <b>J. Edwards</b>	BMW Team RLL	BMW M8 GTE	71	1:42:07.781	2 Laps	43.846	16	1:17.739	91.135
17	9	85	DPI	<b>M. Goikhberg</b> / <i>T. Vautier</i>	JDC-Miller MotorSports	Cadillac DPi	68	1:41:28.113	5 Laps	3 Laps	32	1:12.412	97.840
18	10	10	DPI	<i>R. Van Der Zande</i> / <b>J. Taylor</b>	Konica Minolta Cadillac DPi-V.R.	Cadillac DPi	30	47:12.508	Not Running	Not Running	20	1:13.366	96.567
19	11	54	DPI	<b>J. Bennett</b> / <i>C. Braun</i>	CORE autosport	Nissan DPi	30	47:12.508	Not Running	Not Running	20	1:13.366	96.567

Pole Position		
H. Castroneves	1:11.332	99.2 Mph

Fastest Laps by Class		
DPI	Lap 36	1:11.932 98.492 Mph
GTLM	Lap 19	1:17.215 91.754 Mph

Circuit Records by Class		
DPI	Pipo Derani	04-13-2019 1:11.932 98.4 Mph
GTLM	Oliver Gavin	04-13-2019 1:17.215 91.7 Mph

13-Apr-19 3:48 PM

Total FCY Laps: 11 Track Status: DRY

Page 1 / 1



PROUD PARTNER



**BUBBA burger® Sports Car Grand Prix at Long Beach**  
 Long Beach Street Course / 1.968 miles  
 April 13 - 14, 2018 / Long Beach, California



**IMSA WeatherTech SportsCar Championship**

## Race Unofficial Results (2 Hours)

\* Bold: Starting Driver / #/lic: Fastest Lap Driver / Underline: Qualifying Driver

Pos	Pic	Nr.	Class	Drivers*	Team	Vehicle	Laps	Total Time	Gap	Lap	Time	Mph	
1	1	5	P	F. Albuquerque / <b>J. Barbosa</b>	Mustang Sampling Racing	Cadillac DPi	70	<b>1:41:03.988</b>	-	19	<b>1:14.407</b>	95.216	
2	2	2	P	<b>S. Sharp</b> / R. Dalziel	Tequila Patron ESM	Nissan DPi	70	<b>1:41:08.754</b>	4.766	13	<b>1:14.630</b>	94.932	
3	3	10	P	<b>R. Van Der Zande</b> / J. Taylor	Konica Minolta Cadillac DPi-V.R	Cadillac DPi	70	<b>1:41:09.237</b>	5.249	0.483	10	<b>1:14.496</b>	95.103
4	4	77	P	O. Jarvis / <b>T. Nunez</b>	Mazda Team Joest	Mazda DPi	70	<b>1:41:10.736</b>	6.748	1.499	18	<b>1:14.297</b>	95.357
5	5	6	P	D. Cameron / <b>J. Montoya</b>	Acura Team Penske	Acura DPi	70	<b>1:41:14.525</b>	10.537	3.789	15	<b>1:14.021</b>	95.713
6	6	7	P	<b>H. Castro-Neves</b> / R. Taylor	Acura Team Penske	Acura DPi	70	<b>1:41:19.520</b>	15.532	4.995	15	<b>1:14.170</b>	95.521
7	7	31	P	<b>F. Naser</b> / E. Curran	Whelen Engineering Racing	Cadillac DPi	70	<b>1:41:20.328</b>	16.340	0.808	32	<b>1:13.492</b>	96.402
8	8	99	P	S. Simpson / <b>M. Goikhberg</b>	JDC-Miller Motorsports	ORECA LMP2	70	<b>1:41:23.674</b>	19.686	3.346	14	<b>1:14.857</b>	94.644
9	9	55	P	J. Bomarito / <b>H. Tincknell</b>	Mazda Team Joest	Mazda DPi	70	<b>1:41:23.974</b>	19.986	0.300	12	<b>1:14.304</b>	95.348
10	10	54	P	<b>J. Bennett</b> / C. Braun	CORE autosport	ORECA LMP2	70	<b>1:42:13.429</b>	1:09.441	49.455	30	<b>1:15.773</b>	93.500
11	1	4	GTLM	<b>O. Gavin</b> / T. Milner	Corvette Racing	Chevrolet Corvette C7.R	69	<b>1:41:04.298</b>	1 Lap	1 Lap	11	<b>1:17.783</b>	91.084
12	2	67	GTLM	R. Briscoe / <b>R. Westbrook</b>	Ford Chip Ganassi Racing	Ford GT	69	<b>1:41:06.455</b>	1 Lap	2:157	12	<b>1:17.850</b>	91.005
13	3	66	GTLM	<b>J. Hand</b> / D. Mueller	Ford Chip Ganassi Racing	Ford GT	69	<b>1:41:08.462</b>	1 Lap	2:007	12	<b>1:17.640</b>	91.251
14	4	3	GTLM	<b>J. Magnussen</b> / A. Garcia	Corvette Racing	Chevrolet Corvette C7.R	69	<b>1:41:18.321</b>	1 Lap	8:008	11	<b>1:17.972</b>	91.038
15	5	24	GTLM	<b>J. Krohn</b> / J. Edwards	BMW Team RLL	BMW M8 GTE	69	<b>1:42:19.577</b>	1 Lap	1:01.256	9	<b>1:17.834</b>	91.024
16	6	911	GTLM	<b>P. Pfler</b> / N. Tandy	Porsche GT Team	Porsche 911 RSR	68	<b>1:42:11.813</b>	2 Laps	1 Lap	14	<b>1:14.742</b>	94.790
17	11	52	P	S. Saavedra / <b>G. Yacamán</b>	AFS/PR1 Mathiasen Motorsports	Ligier LMP2	52	<b>1:18:38.061</b>	Not Running	Not Running	11	<b>1:17.682</b>	91.202
18	7	912	GTLM	E. Bamber / <b>L. Vanthoor</b>	Porsche GT Team	Porsche 911 RSR	37	<b>57:16.973</b>	Not Running	Not Running	11	<b>1:16.214</b>	90.582
19	8	25	GTLM	A. Sims / <b>C. De Phillippi</b>	BMW Team RLL	BMW M8 GTE	32	<b>49:50.475</b>	Not Running	Not Running	15	<b>1:14.878</b>	94.617
20	12	22	P	<b>J. van Overbeek</b> / P. Derani	Tequila Patron ESM	Nissan DPi	20	<b>1:20:27.978</b>	Not Running	Not Running	12	<b>1:14.873</b>	94.624
21	13	85	P	S. Trummer / <b>R. Alon</b>	JDC-Miller Motorsports	ORECA LMP2	20	<b>1:20:27.978</b>	Not Running	Not Running			
22	14	38	P	J. French / <b>K. Masson</b>	Performance Tech Motorsports	ORECA LMP2	20	<b>1:20:27.978</b>	Not Running	Not Running			

Pole Position		
J. Montoya	1:12.922	97.1 Mph

Fastest Laps by Class		
P	Felipe Nasr	Lap 32 1:13.492 96.402 Mph
GTLM	Joey Hand	Lap 12 1:17.640 91.251 Mph

Circuit Records by Class		
P	Felipe Nasr	04-14-2018 1:13.492 96.3 Mph
GTLM	Joey Hand	04-14-2018 1:17.640 91.2 Mph

Track Status: **DRY**





**BUBBA burger® Sports Car Grand Prix at Long Beach**  
 Long Beach Street Course / 1.968 miles  
 April 7 - 8, 2017 / Long Beach, California



**IMSA WeatherTech SportsCar Championship**

# Race Official Results

\* Bold: Starting Driver / Italic: Fastest Lap Driver / Underline: Qualifying Driver

Pos	Pic	Nr.	Class	Drivers*	Team	Car	Laps	Total Time	Gap	Lap	Best Lap Time	Mph	
1	1	10	P	<b>R. Taylor</b> / J. Taylor	Konica Minolta Cadillac DPi-V.R	Cadillac DPi	63	1:40:37.481			55	1:14.527	95.0
2	2	2	P	<b>S. Sharp</b> / R. Dalziel	Tequila Patron ESMP	Nissan DPi	63	1:40:43.830	6.349	6.349	56	1:14.367	95.2
3	3	55	P	<b>I. Nunez</b> / J. Bomarito	Mazda Motorsports	Mazda DPi	63	1:40:53.216	15.735	9.386	52	1:15.220	94.1
4	4	85	P	<b>S. Simpson</b> / <b>M. Golikhberg</b>	JDC-Miller Motorsports	ORECA LMP2	63	1:40:55.657	18.176	2.441	56	1:14.509	95.0
5	5	52	P	<b>T. Kimber-Smith</b> / <b>W. Owen</b>	PR1/Mathiasen Motorsports	Ligier LMP2	63	1:41:43.222	1:05.741	47.565	60	1:16.042	93.1
6	1	4	GTL	<b>O. Gavin</b> / T. Milner	Corvette Racing	Chevrolet Corvette C7.R	63	1:41:46.880	1:09.399	3.658	54	1:18.506	90.2
7	2	67	GTL	<b>R. Briscoe</b> / <b>R. Westbrook</b>	Ford Chip Ganassi Racing	Ford GT	63	1:41:48.710	1:11.229	1.830	55	1:18.662	90.0
8	3	912	GTL	<b>K. Estre</b> / <b>L. Vanthoor</b>	Porsche GT Team	Porsche 911 RSR	63	1:41:49.354	1:11.873	0.644	17	1:18.288	90.4
9	4	25	GTL	<b>B. Auberlen</b> / A. Sims	BMW Team RLL	BMW M6 GTLM	63	1:41:51.719	1:14.238	2.365	10	1:18.377	90.4
10	5	3	GTL	<b>J. Magnussen</b> / A. Garcia	Corvette Racing	Chevrolet Corvette C7.R	63	1:42:02.490	1:25.009	10.771	19	1:18.522	90.2
11	1	50	GTD	<b>C. MacNeil</b> / G. Jeannette	Riley Motorsports - WeatherTech Racing	Mercedes-AMG GT3	62	1:40:42.299	1 Laps	1 Laps	56	1:20.257	88.2
12	2	33	GTD	<b>B. Keating</b> / J. Bleekemolen	Riley Motorsports - Team AMG	Mercedes-AMG GT3	62	1:40:49.791	1 Laps	7.482	56	1:20.250	88.2
13	6	911	GTL	<b>P. Pilet</b> / D. Werner	Porsche GT Team	Porsche 911 RSR	62	1:40:55.147	1 Laps	5.356	19	1:18.790	89.9
14	3	63	GTD	<b>C. Nielsen</b> / A. Baizan	Scuderia Corsa	Ferrari 488 GT3	62	1:40:58.747	1 Laps	3.600	19	1:20.657	87.8
15	7	24	GTL	<b>J. Edwards</b> / M. Tomczyk	BMW Team RLL	BMW M6 GTLM	62	1:41:00.982	1 Laps	2.235	19	1:18.941	89.7
16	4	73	GTD	<b>P. Lindsey</b> / J. Bergmeister	Park Place Motorsports	Porsche 911 GT3 R	62	1:41:02.691	1 Laps	1.709	52	1:20.507	87.9
17	5	991	GTD	<b>W. Henzler</b> / <b>J. Heylen</b>	TRG	Porsche 911 GT3 R	62	1:41:08.016	1 Laps	5.325	19	1:20.660	87.8
18	6	14	GTD	<b>S. Pruett</b> / S. Karam	3GT Racing	Lexus RC F GT3	62	1:41:12.851	1 Laps	4.835	51	1:21.037	87.4
19	7	93	GTD	<b>A. Lally</b> / <b>K. Legge</b>	Michael Shank Racing w/ Curb-Agajanian	Acura NSX GT3	62	1:41:13.104	1 Laps	0.253	20	1:20.435	88.1
20	8	16	GTD	<b>J. Mul</b> / <b>C. Lewis</b>	Change Racing	Lamborghini Huracan GT3	62	1:41:47.271	1 Laps	34.167	20	1:20.592	87.9
21	6	70	P	<b>T. Long</b> / J. Miller	Mazda Motorsports	Mazda DPi	62	1:41:52.960	1 Laps	5.689	55	1:15.093	94.3
22	9	96	GTD	<b>B. Curtis</b> / J. Klingmann	Turner Motorsport	BMW M6 GT3	61	1:39:41.605	<b>Not Running</b>	<b>Not Running</b>	52	1:20.994	87.4
23	10	86	GTD	<b>J. Segal</b> / <b>O. Negri Jr.</b>	Michael Shank Racing w/ Curb-Agajanian	Acura NSX GT3	61	1:39:41.966	<b>Not Running</b>	<b>Not Running</b>	51	1:20.909	87.5
24	11	15	GTD	<b>R. Alon</b> / <b>J. Hawksworth</b>	3GT Racing	Lexus RC F GT3	61	1:39:43.367	<b>Not Running</b>	<b>Not Running</b>	20	1:20.594	87.9
25	12	28	GTD	<b>D. Morad</b> / M. Christensen	Alegra Motorsports	Porsche 911 GT3 R	61	1:40:39.053	2 Laps	55.686	50	1:20.244	88.2
26	13	57	GTD	<b>L. Aschenbach</b> / A. Davis	Stevenson Motorsports	Audi R8 LMS GT3	61	1:40:46.847	2 Laps	7.794	59	1:20.527	87.9
27	8	66	GTL	<b>D. Mueller</b> / <b>J. Hand</b>	Ford Chip Ganassi Racing	Ford GT	61	1:41:03.928	2 Laps	17.081	38	1:18.207	90.5
28	14	54	GTD	<b>J. Bennett</b> / C. Braun	CORE autosport	Porsche 911 GT3 R	61	1:41:13.538	2 Laps	9.610	52	1:20.920	87.5
29	7	5	P	<b>J. Barbosa</b> / <b>C. Fittipaldi</b>	Mustang Sampling Racing	Cadillac DPi	61	1:41:46.536	2 Laps	32.998	20	1:15.192	94.1
30	15	75	GTD	<b>B. Said</b> / T. Vautier	SunEnergy1 Racing	Mercedes-AMG GT3	60	1:40:43.298	3 Laps	1 Laps	50	1:20.206	88.3
31	16	48	GTD	<b>B. Sellers</b> / M. Snow	Paul Miller Racing	Lamborghini Huracan GT3	53	1:41:09.027	10 Laps	7 Laps	19	1:20.501	87.9
32	8	31	P	<b>D. Cameron</b> / <b>E. Curran</b>	Whelen Engineering Racing	Cadillac DPi	41	1:08:09.347	<b>Not Running</b>	<b>Not Running</b>	21	1:15.540	93.7
33	9	22	P	<b>E. Brown</b> / J. van Overbeek	Tequila Patron ESMP	Nissan DPi	2	4:43.161	<b>Not Running</b>	<b>Not Running</b>			
34	9	62	GTL	<b>T. Vilander</b> / G. Fischella	Risi Competizione	Ferrari 488 GTE	2	4:43.161	<b>Not Running</b>	<b>Not Running</b>			

Time of Race: 1:40:58.937 / Margin of Victory: 2.958

POS	ST POS	CAR NO	CLASS	CLASS POS	DRIVERS	TEAM/CAR /SPONSOR	NO LAPS	FASTEST LAP	STATUS
1	2	10	P	1	Ricky Taylor Jordan Taylor	No. 10 Konica Minolta Corvette DP for Wayne Taylor Racing Chevrolet Corvette DP	75	01:15.773	Running
2	1	5	P	2	Christian Fittipaldi Joao Barbosa	Action Express Racing Chevrolet Corvette DP	75	01:15.712	Running
3	4	31	P	3	Eric Curran Dane Cameron	Action Express Racing Chevrolet Corvette DP	75	01:15.279	Running
4	3	70	P	4	Tom Long Joel Miller	SpeedSource Mazda Prototype	75	01:16.024	Running
5	7	55	P	5	Tristan Nunez Jonathan Bomarito	Mazda Motorsports Mazda Prototype	75	01:15.860	Running
6	6	90	P	6	Marc Goossens Ryan Hunter-Reay	VisitFlorida Racing Chevrolet Corvette DP	75	01:16.532	Running
7	8	60	P	7	John Pew Oswaldo Negri Jr.	Michael Shank Racing w/Curb-Agajanian Honda HPD Ligier JS P2	75	01:16.550	Running
8	9	85	PC	1	Misha Goikhberg Stephen Simpson	JDC-Miller Motorsports ORECA FLM09	74	01:17.287	Running
9	10	8	PC	2	Alex Popow Renger van Der Zande	Starworks Motorsport ORECA FLM09	74	01:17.482	Running
10	13	38	PC	3	James French Kyle Marcelli	Performance Tech Motorsports	73	01:17.244	Not Running

ORECA FLMO9										
11	18	911	GTLM	1	Patrick Pilet Nick Tandy	Porsche North America Porsche 911 RSR	73	01:18.178	Running	
12	11	20	PC	4	Tomy Drissi Johnny Mowlem	BARI Motorsports ORECA FLMO9	73	01:18.293	Running	
13	19	4	GTLM	2	Oliver Gavin Tommy Milner	Corvette Racing Chevrolet Corvette C7.R	73	01:18.734	Running	
14	22	62	GTLM	3	Giancarlo Fisichella Toni Vilander	Risi Competizione Ferrari 488 GTE	72	01:19.141	Running	
15	24	67	GTLM	4	Richard Westbrook Ryan Briscoe	Ford Chip Ganassi Racing Ford GT	72	01:18.228	Running	
16	16	25	GTLM	5	Bill Auberlen Dirk Werner	BMW Team RLL BMW M6 GTLM	72	01:18.279	Running	
17	23	68	GTLM	6	Alessandro Balzan Daniel Serra	Scuderia Corsa Ferrari 488 GTE	72	01:18.646	Running	
18	15	88	PC	5	Mark Kvamme Ashley Freiberg	Starworks Motorsport ORECA FLMO9	71	01:19.921	Running	
19	14	52	PC	6	Robert Alon Tom Kimber-Smith	PR1/Mathiasen Motorsports ORECA FLMO9	71	01:17.330	Running	
20	17	912	GTLM	7	Earl Bamber Frederick Makowiecki	Porsche North America Porsche 911 RSR	70	01:18.052	Not Running	
21	25	66	GTLM	8	Joey Hand Dirk Muller	Ford Chip Ganassi Racing Ford GT	70	01:17.934	Running	

22	20	3	GTLM	9	Jan Magnussen Antonio Garcia	Corvette Racing Chevrolet Corvette C7.R	65	01:18.533	Not Running
23	21	100	GTLM	10	Lucas Luhr John Edwards	BMW Team RLL BMW M6 GTLM	64	01:18.500	Not Running
24	5	0	P	8	Andy Meyrick Katherine Legge	Panoz DeltaWing Racing DeltaWing DWC13	56	01:17.028	Not Running
25	12	54	PC	7	Jonathan Bennett Colin Braun	CORE autosport ORECA FLM09	35	01:17.280	Not Running

### RACE LENGTH AND AVERAGE SPEEDS

CLASS	LAPS	TOTAL DISTANCE (MI)	TIME	SPEED (MPH)
P	75	147.600	100:58.937	87.699
PC	74	145.632	101:43.466	85.898
GTLM	73	143.664	102:01.284	84.491

### FASTEST DRIVER

CLASS	NAME
GTLM	DIRK MULLER
P	DANE CAMERON
PC	KYLE MARCELLI

### NOTES

### LAP LEADERS

LAPS	CAR	LAPS	CAR
------	-----	------	-----



# Tequila Patrón Sports Car Showcase at Long Beach

Long Beach Street Circuit / 1.968 miles

April 17 - 18, 2015 / Long Beach, California

## TUDOR United SportsCar Championship



### Official Race Report

Time of race: 1:40:59.571 / Margin of victory: 3.300

St Pos	Car No	Class	Class Pos	Drivers / Hometown	Team / Car / Sponsor	No Laps	Status
1	10	P	1	Jordan Taylor / Apopka, FL Ricky Taylor / Apopka, FL	No.10 Konica Minolta Corvette DP for Wayne T Corvette DP Konica Minolta	78	Running
2	01	P	2	Joey Hand / Sacramento, CA Scott Pruett / Auburn, CA	Chip Ganassi Racing with Felix Sabates Ford EcoBoost Riley DP Ford EcoBoost Riley	78	Running
3	90	P	3	Richard Westbrook / London, England Michael Valiante / Burnaby, Canada	VisitFlorida.com Racing Corvette DP VisitFlorida.com	78	Running
4	31	P	4	Eric Curran / Sarasota, FL Dane Cameron / Charlotte, NC	Action Express Racing, Coyote DP Corvette DP Whelen Engineering/ Team Fox	78	Running
5	5	P	5	Joao Barbosa / Porto, Portugal Christian Fittipaldi / Sao Paolo, Brazil	Action Express Racing, Coyote DP Corvette DP Mustang Sampling	78	Running
6	60	P	6	John Pew / Palm Beach, FL Oswaldo Negri Jr. / Aventura, FL	Michael Shank Racing with Curb/Agajanian Honda HPD Ligier JS P2	76	Running
7	25	GTLM	1	Bill Auberlen / Redondo Beach, CA Dirk Werner / Hanover, Germany	BMW Team RLL BMW Z4 GTE IHG Rewards Club	76	Running
8	62	GTLM	2	Pierre Kaffer / Germany Giancarlo Fisichella / Rome, Italy	Risi Competizione Ferrari F458 Italia	76	Running
9	3	GTLM	3	Jan Magnussen / Roskilde, Denmark Antonio Garcia / Barcelona, Spain	Corvette Racing Chevrolet Corvette C7.R Corvette C7.R	75	Running
10	911	GTLM	4	Patrick Pilet / Auch, France Frédéric Makowiecki / Arras, France	Porsche North America Porsche 911 RSR Porsche North America	75	Running
11	24	GTLM	5	John Edwards / Cincinnati, OH Lucas Luhr / Rhineland-Palatinate, Germany	BMW Team RLL BMW Z4 GTE IHG Rewards Club	75	Running
12	17	GTLM	6	Bryan Sellers / Atlanta, GA Wolf Henzler / Nürtingen, Germany	Team Falken Tire Porsche 911 RSR Falken Tire	75	Running
13	07	P	7	Tom Long / Raleigh, NC Joel Miller / Hesperia, CA	SpeedSource Mazda Prototype Mazda/ Castrol/ ModSpace	75	Running
14	4	GTLM	7	Oliver Gavin / Yardley Hastings, England Tommy Milner / Ashburn, VA	Corvette Racing Chevrolet Corvette C7.R Corvette C7.R	74	Running



## Tequila Patrón Sports Car Showcase at Long Beach

Long Beach Street Circuit / 1.968 miles  
April 11 - 12, 2014 / Long Beach, California

**TUDOR United SportsCar Championship**



### Race Report

Time of race: 1:40:46.184 / Margin of victory: 0.759

Pos	St Pos	Car No	Class	Class Pos	Drivers / Hometown	Team / Car / Sponsor	No Laps	Status
1	1	01	P	1	Scott Pruett / Auburn, CA Memo Rojas / Mexico City, Mexico	Chip Ganassi Racing Ford EcoBoost/Riley Telcel	77	Running
2	5	10	P	2	Ricky Taylor / Apopka, FL Jordan Taylor / Apopka, FL	Wayne Taylor Racing Corvette DP Konica Minolta	77	Running
3	3	5	P	3	Joao Barbosa / Porto, Portugal Christian Fittipaldi / Sao Paolo, Brazil	Action Express Racing Corvette DP	77	Running
4	4	42	P	4	Olivier Pla / Toulouse, France Gustavo Yacaman / Colombia	OAK Racing Nissan Morgan	77	Running
5	6	90	P	5	Richard Westbrook / London, England Michael Valiante / Burnaby, BC	Spirit of Daytona Corvette DP	77	Running
6	8	1	P	6	Scott Sharp / West Palm Beach, FL Ryan Dalziel / Orlando, FL	Extreme Speed Motorsports HPD ARX-03b Tequila Patrón	76	Not Running
7	7	2	P	7	Ed Brown / Boca Raton, FL Johannes van Overbeek / Oakland, CA	Extreme Speed Motorsports HPD ARX-03b Tequila Patrón	76	Running
8	9	3	GTLM	1	Jan Magnussen / Roskilde, Denmark Antonio Garcia / Barcelona, Spain	Corvette Racing Chevrolet Corvette C7.R Compuware	75	Running
9	11	56	GTLM	2	Dirk Müller / Tägerwilen, Switzerland John Edwards / Cincinnati, OH	BMW Team RLL BMW Z4 GTE	75	Running
10	12	4	GTLM	3	Oliver Gavin / Yardley Hastings, England Tommy Milner / Lake Mary, FL	Corvette Racing Chevrolet Corvette C7.R Compuware	75	Running
11	14	911	GTLM	4	Nick Tandy / Bedford, United Kingdom Richard Lietz / Ybbsitz, Austria	Porsche North America Porsche 911 RSR	75	Running
12	15	912	GTLM	5	Patrick Long / Thousand Oaks, CA Michael Christensen / Karlslunde, Denmark	Porsche North America Porsche 911 RSR	75	Running
13	10	55	GTLM	6	Bill Auberlen / Redondo Beach, CA Andy Priaulx / Guernsey, France	BMW Team RLL BMW Z4 GTE	75	Running



presented by  
TEQUILA  
PATRÓN

## Tequila Patrón American Le Mans Series at Long Beach

Long Beach Street Circuit / 1.968 miles

April 19 - 20, 2013 / Long Beach, California



American Le Mans Series presented by Tequila Patrón

### Unofficial Race Report

Class	Pos	Class	Car No	Drivers	No Laps	Diff	Total Time	Best Time	In Lap	Make	Status
1	1	P1	6	Graf/(Luhr*)	80		2:00:23.577	1:13.662	5	HPD ARX-03a	Running
2	2	P1	12	Heidfeld/(Jani*)	80	36.329	2:00:59.906	1:14.061	4	Lola B12/60	Running
3	1	PC	05	(Bennett)/Braun*	79	1 Laps	2:01:17.514	1:18.323	46	ORECA FLM09	Running
4	2	PC	52	(Guasch)/Diaz*	79	1 Laps	2:01:19.490	1:17.481	48	ORECA FLM09	Running
5	3	PC	9	Junqueira*/(Ende)	79	1 Laps	2:01:21.183	1:17.440	41	ORECA FLM09	Running
6	1	P2	01	Sharp*/(Cosmo)	79	1 Laps	2:01:33.715	1:17.771	46	HPD ARX-03b	Running
7	1	GT	55	Auberlen*/(Martin)	78	2 Laps	2:00:51.493	1:19.564	40	BMW Z4 GTE	Running
8	2	P2	02	(Brown)/van Overbeek*	78	2 Laps	2:00:52.695	1:17.705	55	HPD ARX-03b	Running
9	2	GT	56	Müller/(Hand*)	78	2 Laps	2:00:58.071	1:19.619	48	BMW Z4 GTE	Running
10	3	GT	91	(Goossens)/Farnbacher*	78	2 Laps	2:01:01.588	1:19.545	49	SRT Viper GTS-R	Running
11	4	GT	4	Gavin/(Milner*)	78	2 Laps	2:01:30.514	1:19.511 ‡	50	Chevrolet Corvette C6 ZR1	Running
12	5	GT	3	Magnussen*/(Garcia)	78	2 Laps	2:01:34.525	1:19.571	49	Chevrolet Corvette C6 ZR1	Running
13	6	GT	48	(Miller)/Holzer*	78	2 Laps	2:01:41.391	1:20.484	40	Porsche 911 GT3 RSR	Running
14	7	GT	23	(Sweedler)/Bell*	77	3 Laps	2:00:29.683	1:20.330	40	Ferrari F458 Italia	Running
15	8	GT	93	Bomarito*/(Wittmer)	77	3 Laps	2:00:47.231	1:19.585	45	SRT Viper GTS-R	Running
16	9	GT	62	(Beretta*/Malucelli)	77	3 Laps	2:00:58.748	1:19.669	49	Ferrari F458 Italia	Running
17	4	PC	7	(Drissi)/Mitchell*	77	3 Laps	2:01:17.290	1:19.462	41	ORECA FLM09	Running
18	5	PC	18	Nunez*/(Shears)	76	4 Laps	1:59:44.397	1:17.735	41	ORECA FLM09	Not Running
19	10	GT	17	Henzler/(Sellers*)	76	4 Laps	2:01:11.050	1:20.032	50	Porsche 911 GT3 RSR	Running
20	1	GTC	30	(Cisneros)/Edwards*	75	5 Laps	2:00:57.575	1:23.944	39	Porsche 911 GT3 Cup	Running
21	2	GTC	45	(Canache, Jr.)/Pumpelly*	75	5 Laps	2:00:59.705	1:23.767 ‡	57	Porsche 911 GT3 Cup	Running
22	3	GTC	44	(Wong)/von Moltke*/Pumpel	75	5 Laps	2:01:14.602	1:24.403	40	Porsche 911 GT3 Cup	Running
23	4	GTC	22	(MacNeil)/Bleekemolen*	75	5 Laps	2:01:15.651	1:23.941	73	Porsche 911 GT3 Cup	Running
24	5	GTC	68	(Curtis)/Stanton*	75	5 Laps	2:01:33.075	1:24.259	40	Porsche 911 GT3 Cup	Running
25	6	PC	8	Marcelli*/(Cumming)	75	5 Laps	2:01:37.416	1:17.239 ‡	41	ORECA FLM09	Running
26	6	GTC	27	(Dempsey)/Foster*	73	7 Laps	2:00:38.245	1:25.499	64	Porsche 911 GT3 Cup	Running
27	7	GTC	66	(Keating)/Faulkner*	73	7 Laps	2:00:57.139	1:23.859	56	Porsche 911 GT3 Cup	Running
28	3	P2	551	(Tucker)/Briscoe*	66	14 Laps	2:01:34.776	1:16.610	42	HPD ARX-03b	Running
29	8	GTC	11	(Hedlund)/Hevlen*	62	18 Laps	2:00:25.442	1:23.775	47	Porsche 911 GT3 Cup	Running
30	4	P2	552	Tucker*/(Franchitti)	57	23 Laps	2:00:26.772	1:17.723	8	HPD ARX-03b	Running
31	3	P1	16	(Dyson)/Smith*	17	63 Laps	27:03.844	1:16.171	4	Lola B12/60	Not Running
32	9	GTC	99	Calvert-Jones*/(Ballou)	6	74 Laps	11:42.186	1:36.757	5	Porsche 911 GT3 Cup	Not Running
33	10	GTC	10	(Avenatti)/Faieta*	5	75 Laps	7:34.544	1:26.888	4	Porsche 911 GT3 Cup	Not Running

\*Qualifying Driver (Starting Driver)

Margin of victory: 36.329 / Time of race: 2:00:23.577

‡ New race lap record

Fastest Drivers:		Green Challenge Winners:		Cautions		Lap Leaders:	
				Laps	Reason	Laps	Car
GT	Oliver Gavin	Prototype	#12 Rebellion Racing	11 - 16	Debris on course	1-32	12
GTC	Spencer Pumpelly	GT	#3 Corvette Racing	21 - 25	Car 16 stopped on course	33-34	91
P1	Lucas Luhr			28 - 33	Debris on course	35-42	05
P2	Ryan Briscoe					43-80	6
PC	Kyle Marcelli						

Paul Walter  
Race Director

David Pees  
IMSA Timing

Saturday, April 20, 2013

9:43 PM

Copyright IMSA Timing



**Tequila Patrón American Le Mans Series at Long Beach**  
 Long Beach Street Circuit / 1.968 miles / April 13 - 14, 2012 / Long Beach, California  
**American Le Mans Series presented by Tequila Patrón**



**Provisional Race Report**

Pos	Class	Car No	Class	Drivers	No Laps	Diff	Total Time	Best Time	In Lap	Make	Status
1	1	6	P1	(Luhrr)/Graf	86	-:--	2:00:05.739	1:15.514	56	HPD ARX-03a	Running
2	2	16	P1	Dyson/(Smith)	86	43.659	2:00:49.398	1:16.303	9	Lola B12/60	Running
3	1	06	PC	(Popow)/Dalziel	85	1 Laps	2:01:14.492	1:19.111	55	Oreca FLM09	Running
4	2	5	PC	(Guasch)/Gidley	84	2 Laps	2:00:20.931	1:19.242	57	Oreca FLM09	Running
5	3	05	PC	(Bennett)/Braun	84	2 Laps	2:00:34.699	1:19.974	77	Oreca FLM09	Running
6	1	4	GT	Gavin/(Milner)	84	2 Laps	2:00:40.377	1:20.188 ‡	52	Chevrolet Corvette C6 ZR1	Running
7	2	56	GT	(Hand)/D. Müller	84	2 Laps	2:00:44.635	1:20.635	54	BMW E92 M3	Running
8	3	01	GT	Sharp/(van Overbeek)	84	2 Laps	2:00:47.256	1:20.386	58	Ferrari F458 Italia	Running
9	4	3	GT	Magnussen/(Garcia)	84	2 Laps	2:00:55.241	1:20.771	54	Chevrolet Corvette C6 ZR1	Running
10	1	055	P2	(Tucker)/Bouchut	83	3 Laps	2:00:06.976	1:18.748	71	HPD ARX-03b	Running
11	5	007	GT	Fernandez/(Turner)	83	3 Laps	2:00:18.628	1:22.099	62	Aston Martin Vantage	Running
12	6	17	GT	Henzler/(Sellers)	83	3 Laps	2:00:23.144	1:21.465	28	Porsche 911 GT3 RSR	Running
13	7	45	GT	Bergmeister/(Longo)	83	3 Laps	2:00:38.053	1:20.963	63	Porsche 911 GT3 RSR	Running
14	8	48	GT	(Miller)/Maassen	83	3 Laps	2:00:39.248	1:21.314	74	Porsche 911 GT3 RSR	Running
15	3	20	P1	(Marsal)/Lux	83	3 Laps	2:00:52.854	1:18.588	72	Lola B11/66	Running
16	4	8	PC	Marcelli/(Downs)	83	3 Laps	2:00:57.163	1:19.000	72	Oreca FLM09	Running
17	2	37	P2	Plowman/(Hansson)	83	3 Laps	2:01:06.975	1:18.083	56	Morgan	Running
18	5	25	PC	Richard/(Ende)	82	4 Laps	2:01:05.279	1:21.063	34	Oreca FLM09	Running
19	3	95	P2	Tucker/(Diaz)	81	5 Laps	2:00:19.330	1:18.676	34	HPD ARX-03b	Running
20	9	44	GT	(Neiman)/Holzer	81	5 Laps	2:01:04.418	1:21.320	69	Porsche 911 GT3 RSR	Running
21	10	02	GT	(Brown)/Cosmo	80	6 Laps	2:00:35.314	1:20.812	56	Ferrari F458 Italia	Running
22	6	52	PC	Leitzinger/(Junco)	80	6 Laps	2:00:35.862	1:19.346	47	Oreca FLM09	Running
23	1	34	GTC	(LeSaffre)/Faulkner	79	7 Laps	2:00:14.601	1:24.218	69	Porsche 911 GT3 Cup	Running
24	2	22	GTC	(MacNeil)/Keen	79	7 Laps	2:00:17.708	1:24.441	68	Porsche 911 GT3 Cup	Running
25	3	11	GTC	(Cumming)/Valiante	79	7 Laps	2:00:39.309	1:24.535	75	Porsche 911 GT3 Cup	Running
26	4	32	GTC	Sofronas/(Welch)	79	7 Laps	2:01:09.184	1:25.519	50	Porsche 911 GT3 Cup	Running
27	5	66	GTC	(Di Guida)/Pumpelly	77	9 Laps	2:01:06.934	1:23.819 ‡	46	Porsche 911 GT3 Cup	Running
28	6	24	GTC	Faieta/(Avenatti)	74	12 Laps	1:53:48.402	1:25.000	69	Porsche 911 GT3 Cup	Not Running
29	11	55	GT	(J. Müller)/Auberlen	71	15 Laps	2:00:27.425	1:20.702	15	BMW E92 M3	Running
30	7	9	PC	Junqueira/(Drissi)	69	17 Laps	2:00:36.358	1:18.154 ‡	49	Oreca FLM09	Running
31	12	23	GT	(Sweedler)/Bell	57	29 Laps	2:00:20.686	1:24.282	55	Lotus Evora	Running
32	8	7	PC	Kovacic/(Burgess)	35	51 Laps	52:39.218	1:20.589	25	Oreca FLM09	Not Running
33	4	54	P2	(Pappas)/Bleekemolen	1	85 Laps	2:43.145	2:29.933	1	Lola B11/80 HPD	Not Running

\*Qualifying Driver (Starting Driver)

Margin of victory: 43.659 / Time of race: 2:00:05.739

‡ New race lap record

Fastest Drivers:		Green Challenge:		Cautions		Lap Leaders	
				Laps	Reason	Laps	Car
GT	Oliver Gavin	Prototype	Muscle Milk Pickett Racing	38 - 44	Car 7 Contact	1-18	16
GTC	Spencer Pumpelly	GT	Extreme Speed Motorsports			19-41	6
P1	Klaus Graf					42-57	16
P2	Martin Plowman					58-86	6
PC	Bruno Junqueira						

Paul Walter  
Race Director

David Pees  
IMSA Timing

Saturday, April 14, 2012

8:47 PM

Copyright IMSA Timing



**Tequila Patrón American Le Mans Series at Long Beach**  
 Long Beach Street Circuit / 1.968 miles / April 15-16, 2011 / Long Beach, California  
**American Le Mans Series presented by Tequila Patrón**



### Final Race Report

Pos	Class Pos	Car No	Class	Drivers	No Laps	Diff	Total Time	Best Time	In Lap	Make	Status
1	1	6	P1	(Luhr)/Graf*	83	----	2:01:23.764	1:16.449	19	Aston Martin Lola B08	Running
2	2	16	P1	(Dyson)/Smith*	83	24.624	2:01:48.388	1:17.207	25	Lola B09 86 Mazda	Running
3	1	06	PC	Jeannette*/(Gonzalez)	81	2 Laps	2:01:24.345	1:18.620 ‡	63	Oreca FLM09	Running
4	2	89	PC	Marcelli*/(Drissi)	81	2 Laps	2:01:29.550	1:20.104	23	Oreca FLM09	Running
5	1	56	GT	Mueller/(Hand*)	81	2 Laps	2:01:44.949	1:20.668	19	BMW M3 GT	Running
6	2	4	GT	(Gavin)/Magnussen*	81	2 Laps	2:01:46.868	1:20.552 ‡	56	Chevrolet Corvette Z	Running
7	3	62	GT	Melo*/(Vilander)	81	2 Laps	2:01:55.546	1:20.925	54	Ferrari F458 Italia	Running
8	4	17	GT	(Henzler*/)(Sellers	80	3 Laps	2:01:25.285	1:21.004	20	Porsche 911 RSR	Running
9	3	63	PC	(Lux)/Julian*	80	3 Laps	2:01:30.171	1:19.453	22	Oreca FLM09	Running
10	5	3	GT	Beretta/(Milner*)	80	3 Laps	2:01:32.221	1:20.733	64	Chevrolet Corvette Z	Running
11	4	05	PC	(Bennett)/Montecalvo*	79	4 Laps	2:01:26.302	1:20.494	72	Oreca FLM09	Running
12	6	99	GT	(Junqueira*/)(Da Matta	79	4 Laps	2:01:41.502	1:21.633	22	Jaquar XKR	Running
13	7	55	GT	(Auberlen*/)(Werner	79	4 Laps	2:01:42.645	1:20.746	19	BMW M3 GT	Running
14	8	44	GT	Law/(Neiman*)	78	5 Laps	2:01:38.348	1:22.158	33	Porsche 911 RSR	Running
15	1	54	GTC	(Pappas)/Bleekemolen*	77	6 Laps	2:01:36.172	1:24.692	55	Porsche 911 GT3 Cu	Running
16	9	02	GT	(Brown)/Cosmo*	77	6 Laps	2:01:39.234	1:21.197	54	Ferrari 458 Italia	Running
17	2	23	GT	(Sweedler)/Keen*	77	6 Laps	2:01:40.338	1:24.688	58	Porsche 911 GT3 Cu	Running
18	5	52	PC	Figge*/(Maroney)	77	6 Laps	2:01:43.990	1:20.702	20	Oreca FLM09	Running
19	3	77	GTC	(Potter)/Stanton*	76	7 Laps	2:01:50.946	1:25.386	53	Porsche 911 GT3 Cu	Running
20	10	08	GT	Pastorelli/(Schwager*)	75	8 Laps	2:01:56.513	1:24.208	55	Lamborghini Gallardo	Running
21	4	11	GTC	Ham*/(Blackett)	71	12 Laps	2:01:35.678	1:26.195	49	Porsche 911 GT3 Cu	Running
22	11	01	GT	Sharp/(van Overbeek*)	70	13 Laps	1:44:42.122	1:21.199	20	Ferrari 458 Italia	Accident
23	5	68	GTC	von Moltke*/(Gaughan)	70	13 Laps	1:50:39.791	1:26.957	52	Porsche 911 GT3 Cu	Accident
24	12	48	GT	Miller/(Maassen*)	68	15 Laps	1:42:22.755	1:21.769	23	Porsche 911 RSR	Accident
25	1	33	P2	(Tucker)/Bouchut	45	38 Laps	1:12:56.588	1:20.349	44	Lola Honda	Retired
26	6	66	GTC	(Ende)/Pumpelly*	36	47 Laps	2:01:46.257	1:27.200	12	Porsche 911 GT3 Cu	Running
27	13	45	GT	Bergmeister/(Long*)	31	52 Laps	49:14.137	1:20.630	19	Porsche 911 RSR	Accident
28	14	98	GT	Jones/(Gentilozzi*)	2	81 Laps	3:03.813	1:24.548	2	Jaquar XKR	Accident
29	7	32	GTC	(Curtis)/Sofronas*	2	81 Laps	3:36.034	1:35.390	1	Porsche 911 GT3 Cu	Accident
30	2	055	P2	Tucker/(Diaz)	0	83 Laps	----	----	0	Lola Honda	DNS
31	6	18	PC	Nicolosi/(Boon)	0	83 Laps	----	----	0	Oreca FLM09	DNS

\*Qualifying Driver (Starting Driver)

Margin of victory: 24.624 / Time of race: 2:01:23.764

‡ New race lap record

**Fastest Drivers:**

GT	Jan Magnusser
GTC	Leh Keen
P1	Lucas Luhr
P2	Christophe Bou
PC	Gunnar Jeanne

**Cautions**

Laps	Reason
4 - 11	Car 98 off course
79 - 83	Cars 68 & 77 off course

**Lap Leaders**

Laps	Car
1-44	6
45-45	16
46-83	6

**Green Challenge:**

Prototype	Aston Martin Racing
GT	BMW Team RLL

Beaux Barfield  
Race Director

Lynda Polk  
Chief of IMSA Timing

Saturday, April 16, 2011

7:56 PM

Copyright IMSA Timing



**Tequila Patrón American Le Mans Series at Long Beach**  
 Long Beach Street Circuit / 1.968 miles / April 16-17, 2010 / Long Beach, California  
**American Le Mans Series presented by Tequila Patrón**



### Provisional Race Report

Pos	Class Pos	Car No	Class	Drivers	No Laps	Diff	Total Time	Best Time	In Lap	Make	Status
1	1	1	P	(Brabham)/Pagenaud*	67	--	1:40:47.723	1:14.124 ‡	54	HPD ARX-01c	Running
2	2	007	P	(Primat)/Fernandez*	67	0.353	1:40:48.076	1:14.820	55	Lola B09 60 Aston Marti	Running
3	3	6	P	(Pickett)/Graf*	67	9.472	1:40:57.195	1:15.261	49	Porsche RS Spyder	Running
4	4	16	P	(Dyson)/Smith	67	10.903	1:40:58.626	1:14.881	49	Lola B09 86 Mazda	Running
5	1	99	PC	(Julian)/Jeannette*	66	1 Laps	1:41:15.136	1:19.144	31	Oreca FLM09	Running
6	2	55	PC	(Tucker)/Bouchut*	65	2 Laps	1:41:01.244	1:18.997 ‡	56	Oreca FLM09	Running
7	3	36	PC	(Hildebrand*)/Sutherland	65	2 Laps	1:41:14.735	1:19.191	28	Oreca FLM09	Running
8	1	45	GT	(Bergmeister)/Long*	65	2 Laps	1:41:29.467	1:21.058	47	Porsche 911 RSR	Running
9	5	12	P	(Drissi)/Davis	65	2 Laps	1:41:32.251	1:17.797	29	Lola B06 10	Running
10	2	3	GT	Magnussen/(O'Connell*)	65	2 Laps	1:41:33.553	1:21.154	50	Chevrolet Corvette ZR1	Running
11	3	92	GT	(Auberlien)/Milner	65	2 Laps	1:41:34.872	1:21.361	22	BMW M3 GT	Running
12	4	62	GT	Melo*/(Bruni)	65	2 Laps	1:41:36.111	1:21.233	32	Ferrari 430 GT	Running
13	5	90	GT	(Mueller)/Hand*	65	2 Laps	1:41:48.846	1:21.295	21	BMW M3 GT	Running
14	6	17	GT	Sellers/(Henzler*)	65	2 Laps	1:41:49.610	1:21.610	49	Porsche 911 RSR	Running
15	7	01	GT	Sharp*/(van Overbeek)	65	2 Laps	1:41:53.329	1:21.615	21	Ferrari 430 GT	Running
16	8	02	GT	(Brown)/Cosmo*	64	3 Laps	1:41:55.225	1:21.159	50	Ferrari 430 GT	Running
17	4	89	PC	Pagerey/(Wong*)	63	4 Laps	1:40:50.639	1:21.300	49	Oreca FLM09	Running
18	9	4	GT	(Beretta)/Gavin	63	4 Laps	1:41:47.938	1:21.026	49	Chevrolet Corvette ZR1	Running
19	1	81	GTC	(Gonzalez)/Leitzinger*	63	4 Laps	1:41:53.148	1:25.309	52	Porsche 911 GT3 Cup	Running
20	2	32	GTC	(Curtis)/Sofronas*	63	4 Laps	1:41:54.901	1:25.409	53	Porsche 911 GT3 Cup	Running
21	3	23	GTC	(Sweedler)/Kapudija*	63	4 Laps	1:42:02.677	1:25.333	52	Porsche 911 GT3 Cup	Running
22	5	11	PC	(Bonilla)/Marcelli*	62	5 Laps	1:41:05.170	1:19.639	51	Oreca FLM09	Running
23	10	40	GT	D.Robertson/(Murry*)	62	5 Laps	1:41:31.940	1:23.064	2	Doran Ford GT-R	Running
24	4	88	GTC	Lewis*/(Vento)	62	5 Laps	1:41:46.032	1:25.794	51	Porsche 911 GT3 Cup	Running
25	6	8	P	(Drayson)/Cocker*	62	5 Laps	1:41:56.072	1:14.548	52	Lola B09 60	Running
26	5	48	GTC	Miller*/(McMullen)	61	6 Laps	1:41:47.000	1:25.251	48	Porsche 911 GT3 Cup	Running
27	6	69	GTC	(Rodriguez)/Bieker*	61	6 Laps	1:41:56.675	1:25.374	51	Porsche 911 GT3 Cup	Running
28	7	80	GTC	Gonzalez/(Diaz*)	60	7 Laps	1:41:05.000	1:25.854	55	Porsche 911 GT3 Cup	Running
29	8	54	GT	(Pappas)/Bleekemolen*	60	7 Laps	1:41:12.905	1:24.152 ‡	60	Porsche 911 GT3 Cup	Running
30	7	37	P	(J.Field*)/C.Field	48	19 Laps	1:17:17.180	1:16.627	17	Lola B06 10	Not Running
31	9	63	GTC	(Richard)/Lally*	48	19 Laps	1:40:52.567	1:25.503	36	Porsche 911 GT3 Cup	Running
32	11	75	GT	(Gentilozzi)/Dalziel*	45	22 Laps	1:41:23.052	1:26.755	3	Jaguar XKRS	Running
33	12	44	GT	Law*/(Neiman)	28	39 Laps	53:23.310	1:22.449	24	Porsche 911 RSR	Drive Train
34	10	28	GTC	(Beggs)/Baron	6	61 Laps	9:58.609	1:29.019	2	Porsche 911 GT3 Cup	Mechanical
35	6	52	PC	Mowlem*/(Papadopoulos)	3	64 Laps	7:17.072	1:22.275	2	Oreca FLM09	Accident
36	7	95	PC	Tucker*/(Hunter-Reay)	0	67 Laps	--	--	0	Oreca FLM09	DNS

\*Qualifying Driver (Starting Driver)

Margin of victory: 0.353 / Time of race: 1:40:47.723

‡ New race lap record

#### Fastest Drivers:

GT	Oliver Gavin
GTC	Jeroen Bleekemolen
P	Simon Pagenaud
PC	Christophe Bouchut

#### Cautions Laps

Reason
4 - 5 Car 52 off course
8 - 12 Car 16 off course
35 - 42 Cars 44 off course

#### Green Challenge

Prototype	Muscle Milk Team Cytosol
GT	Flying Lizard Motorsports

#### Lap Leaders

Laps	Car
1-13	007
14-37	37
38-61	1
62-66	007



Long Beach Street Circuit / 1.968 miles  
April 16-18, 2009 / Long Beach, California



World Class

### ALMS Provisional Race Report

Class Pos	Car Pos	Car No	Class	Drivers	No Laps	Diff	Total Time	Best Time	In Lap	Make	Status
1	1	66	P1	de Ferran*/(Pagenaud)	76	---	1:41:42.927	1:14.189	6	Acura ARX 02a	Running
2	2	9	P1	Brabham*/(Sharp)	76	1.016	1:41:43.943	1:14.053	55	Acura ARX 02a	Running
3	1	15	P2	Fernandez*/(Diaz)	75	1 Laps	1:41:52.016	1:15.606	56	Acura ARX-01B	Running
4	2	16	P2	Dyson*/(Smith*)	75	1 Laps	1:41:57.184	1:16.360	5	Lola B09 86 Mazda	Running
5	3	20	P2	(Leitzinger*/)(Franchitti	74	2 Laps	1:41:43.490	1:16.228	6	Lola B09 86 Mazda	Running
6	1	4	GT1	(Beretta*/)(Gavin	73	3 Laps	1:41:57.648	1:18.847	9	Chevrolet Corvette C	Running
7	3	37	P1	(J.Field*/)(C.Field/Ducote	71	5 Laps	1:41:52.809	1:15.738	5	Lola B06/10	Running
8	1	45	GT2	Bergmeister*/(Long*)	71	5 Laps	1:41:53.779	1:21.727	8	Porsche 911 RSR	Running
9	2	62	GT2	Melo*/(Kaffer)	71	5 Laps	1:41:58.578	1:21.371	57	Ferrari 430 Berlinetta	Running
10	3	92	GT2	Mueller*/(Milner)	70	6 Laps	1:41:44.991	1:21.752	54	BMW E92 M3	Running
11	4	18	GT2	(Westbrook*/)(Stuck	70	6 Laps	1:41:55.445	1:22.559	6	Porsche 911 RSR	Running
12	5	44	GT2	Law*/(Neiman*)	70	6 Laps	1:41:59.423	1:22.643	24	Porsche 911 RSR	Running
13	6	21	GT2	Farnbacher*/(James)	69	7 Laps	1:41:48.290	1:22.982	60	Panoz Esperante	Running
14	7	11	GT2	(Feinberg*/)(Hall*	68	8 Laps	1:41:50.020	1:24.086	15	Dodge Viper	Running
15	4	12	P1	(Lewis*/)(Willman	67	9 Laps	1:41:46.777	1:19.284	14	Lola B06/10	Running
16	8	90	GT2	Hand*/(Auberlen)	67	9 Laps	1:41:49.341	1:22.544	10	BMW E92 M3	Running
17	9	40	GT2	(Murry*/)(D.Robertson	67	9 Laps	1:41:50.576	1:23.562	3	Doran Ford GT-R	Running
18	10	87	GT2	(Henzier*/)(Werner	67	9 Laps	1:41:54.821	1:21.877	6	Porsche 911 RSR	Running
19	11	28	GT2	(Gigliotti*/)(Said*	64	12 Laps	1:33:54.938	1:23.234	39	Chevrolet Riley Corve	Not Running
* 20	12	17	GT2	(Sellers*/)(Cicero	43	33 Laps	1:09:53.095	1:23.255	4	Porsche 911 GT3 RS	Not Running
21	2	3	GT1	Magnussen*/(O'Connell*)	42	34 Laps	58:07.995	1:18.896	10	Chevrolet Corvette C	Not Running

\*Qualifying Driver (Starting Driver)

Margin of victory: 1.016 / Time of race: 1:41:42.927

\*Car 17 - 20 seconds added to total time - 16.1.2.2 of the 2009 ALMS SSR (pit ls

**Fastest Drivers:**

GT1	Olivier Beretta
GT2	Jaime Melo
P1	David Brabham
P2	Adrian Fernandez

**Green Challenge:**

Prototype	66 - de Ferran Motorsports
GT	45 - Flying Lizard Motorsports

**Cautions**

Laps	Reason
1 - 1	No start
73 - 76	Car 28 off course

**Lap Leaders**

Laps	Car
1-1	9
2-20	66
21-45	9
46-76	66



## Tequila Patrón American Le Mans Series at Long Beach

Long Beach Street Circuit / 1.968 miles  
April 18-19, 2008 / Long Beach, California



### ALMS Final Race Report

Pos	Class	Car	Class	Drivers	No Laps	Diff	Total Time	Best Time	In Lap	Make	Status
1	1	2	P1	(Luhr*)/Werner	71	---	1:40:37.791	1:12.599 ‡	14	Audi R10 / TDI	Running
2	2	1	P1	(Biela)/Pirro*	71	1.964	1:40:39.755	1:13.050	24	Audi R10 / TDI	Running
3	1	9	P2	Brabham*/(Sharp)/Johansson	71	3.786	1:40:41.577	1:13.382	56	Acura ARX-01B	Running
4	2	7	P2	Dumas/(Bernhard*)	71	4.822	1:40:42.613	1:12.632	10	Porsche RS Spyder	Running
5	3	6	P2	Maassen/(Long*)	71	5.440	1:40:43.231	1:12.383 ‡	11	Porsche RS Spyder	Running
6	4	26	P2	(Herta)/Fittipaldi*	71	15.252	1:40:53.043	1:13.034	24	Acura ARX-01B	Running
7	5	20	P2	(Franchitti)/Leitzinger*	71	19.212	1:40:57.003	1:14.818	56	Porsche RS Spyder	Running
8	6	15	P2	Fernandez/(Diaz*)	71	19.780	1:40:57.571	1:12.804	20	Acura ARX-01B	Running
9	7	16	P2	Smith*/(Dyson)	71	20.517	1:40:58.308	1:13.837	54	Porsche RS Spyder	Running
10	8	8	P2	Devlin*/(Bonilla)	70	1 Laps	1:41:06.866	1:15.427	12	Lola B07 46 Mazda	Running
11	1	3	GT1	O'Connell/(Magnussen*)	70	1 Laps	1:41:34.002	1:17.802	15	Chevrolet Corvette C	Running
12	2	4	GT1	Beretta/(Gavin*)	70	1 Laps	1:41:35.376	1:17.415 ‡	16	Chevrolet Corvette C	Running
13	1	71	GT2	Mueller*/(Fambacher)	68	3 Laps	1:41:59.124	1:21.130	24	Ferrari 430 Berlinetta	Running
14	2	45	GT2	(Bergmeister*)/Henzler	68	3 Laps	1:41:59.226	1:21.095	50	Porsche 911 RSR	Running
15	3	46	GT2	(van Overbeek)/Pilet*	68	3 Laps	1:41:59.543	1:20.605 ‡	53	Porsche 911 RSR	Running
16	3	12	P1	(Lewis*)/McMurry	67	4 Laps	1:40:51.009	1:18.362	39	Creation CA07-002	Running
17	4	48	GT2	Jeannette/(Mowlem*)	67	4 Laps	1:41:21.524	1:21.906	13	Ferrari 430 Berlinetta	Running
18	5	87	GT2	(Davison)/Basseng*	66	5 Laps	1:40:40.145	1:21.213	62	Porsche 911 RSR	Running
19	6	61	GT2	(Brix)/Friesacher*	66	5 Laps	1:40:57.262	1:21.450	63	Ferrari 430 Berlinetta	Running
20	7	44	GT2	Pechnik*/(Neiman)	65	6 Laps	1:40:52.907	1:21.954	51	Porsche 911 RSR	Running
21	8	5	GT2	Carrapatoso/(Stanton*)/Swartzb	65	6 Laps	1:40:57.061	1:22.691	2	Porsche 911 RSR	Running
22	9	62	GT2	(Melo)/Salo*	65	6 Laps	1:41:26.682	1:21.096	20	Ferrari 430 Berlinetta	Running
23	10	28	GT2	Gigliotti*/(Peterson)	64	7 Laps	1:41:24.822	1:24.539	2	Chevrolet Riley Corve	Running
24	11	007	GT2	Drayson/(Cocker*)	64	7 Laps	1:41:54.281	1:25.130	11	Astin Martin Vantage	Running
25	12	40	GT2	(Murry*)/D.Robertson	63	8 Laps	1:41:07.699	1:24.523	25	Doran Ford GT-R	Running
26	4	37	P1	(J.Field*)/C.Field/Berry	62	9 Laps	1:41:00.633	1:15.100	13	Lola B06/10	Running
27	13	21	GT2	Sutherland/(Milner*)	51	20 Laps	1:18:31.773	1:23.007	3	Panoz Esperante	Not Running
* 28	14	11	GT2	Feinberg/(Hall*)	2	69 Laps	3:24.040	1:29.424	1	Dodge Viper	Excluded

\*Qualifying Driver (Starting Driver)

Margin of victory: 1.964 / Time of race: 1:40:37.791

‡ New race lap record

\*Car 11 excluded - 6.4 IMSA Code

#### Lap Leaders

Laps	Car
1-40	6
41-41	7
42-43	15
44-46	9
47-56	7
57-71	2

#### Fastest Drivers:

Class	Driver	Laps	Reason
GT1	Oliver Gavin	4 - 6	Car 11 off course
GT2	Patrick Pilet	45 - 48	Debris on course
P1	Lucas Luhr	58 - 60	Car 37 off course
P2	Patrick Long		



### 33rd Annual Toyota Grand Prix of Long Beach

Long Beach Street Circuit / 1,968 miles  
April 13-14, 2007 / Long Beach, California



#### World Class

#### Provisional Race Results

Class	Car	Class	Drivers	No	Diff	Total	Best	In	Make	Status	
Pos	No			Laps		Time	Time	Lap			
1	1	7	P2	Dumas/(Bernhard*)	74	-:--	1:41:15.908	1:14.061	6	Porsche / RS Spyd	Running
2	2	6	P2	Maassen/(Briscoe*)	74	0.760	1:41:16.668	1:13.504	10	Porsche / RS Spyd	Running
3	3	16	P2	(Wallace*)/Leitzinger	74	13.467	1:41:29.375	1:14.575	28	Porsche / RS Spyd	Running
4	4	9	P2	Brabham/(Johansson*)/Dayton	74	35.111	1:41:51.019	1:14.181	47	Acura / ARX-01a	Running
5	5	20	P2	Dyson*/(Smith)	74	48.381	1:42:04.289	1:14.635	26	Porsche / RS Spyd	Running
6	6	26	P2	Herta/(Franchitti*)	74	59.441	1:42:15.349	1:13.418 ‡	36	Acura / ARX-01a	Running
7	1	1	P1	(Capello*)/McNish	74	1:04.304	1:42:20.212	1:13.963	34	Audi / R10 TDI	Running
8	7	15	P2	Fernandez*/(Diaz)	73	1 Laps	1:41:02.480	1:13.742	53	Lola / B06-43	Not Runni
9	2	2	P1	(Pirro*)/Werner	73	1 Laps	1:42:14.706	1:13.830 ‡	35	Audi / R10 TDI	Running
10	1	4	GT1	Beretta/(Gavin*)	71	3 Laps	1:42:02.546	1:18.295	6	Corvette / C-6R	Running
11	2	3	GT1	O'Connell/(Magnussen*)	71	3 Laps	1:42:02.895	1:17.781 ‡	8	Corvette / C-6R	Running
12	1	62	GT2	Saio*/(Melo)	69	5 Laps	1:42:25.298	1:21.661	33	Ferrari / 430 GT	Running
13	2	44	GT2	(Law)/Long*	69	5 Laps	1:42:30.143	1:21.780	57	Porsche / 911 GT3	Running
14	3	61	GT2	(Jonsson*)/Lazzaro	68	6 Laps	1:41:24.903	1:22.297	11	Ferrari / 430 GT	Running
15	4	71	GT2	(Henzler*)/Liddell	68	6 Laps	1:41:25.564	1:21.827	40	Porsche / 911 GT3	Running
16	5	21	GT2	(Auberien*)/Hand	68	6 Laps	1:41:39.300	1:22.688	3	Panoz / Esperante	Running
17	6	31	GT2	Petersen/(Bergmeister)/Mueller*	68	6 Laps	1:41:41.999	1:21.465 ‡	60	Ferrari / 430 GT	Running
18	3	37	P1	(Field*)/Field/Berry	68	6 Laps	1:41:57.204	1:17.746	6	Creation / CA06H	Running
19	7	73	GT2	(Tafel)/Fambacher*	68	6 Laps	1:41:58.850	1:22.236	31	Porsche / 911 GT3	Running
20	8	54	GT2	(Pappas*)/Borcheller	67	7 Laps	1:42:19.573	1:23.664	55	Porsche / 911 GT3	Running
21	4	12	P1	(Lewis*)/McMurry	64	10 Laps	1:42:17.489	1:18.432	40	Lola / EX257	Running
22	8	8	P2	Bach*/(Devlin)	64	10 Laps	1:42:24.681	1:15.203	30	Lola / B07-46	Running
23	9	45	GT2	(van Overbeek)/Bergmeister*	62	12 Laps	1:41:58.999	1:21.531	40	Porsche / 911 GT3	Running
24	10	22	GT2	(Maxwell*)/Smith/Sellers	33	41 Laps	57:29.601	1:23.375	4	Panoz / Esperante	Mechanica
25	11	18	GT2	Kelleners*/(Milner)	11	63 Laps	15:30.077	1:22.456	11	Porsche / 911 GT3	Accident

‡ New race lap record

Margin of victory: 0.760s

Time of race: 1:41:15.908

Fastest Drivers:

GT1	Jan Magnussen
GT2	Dirk Mueller
P1	Emanuele Pirro
P2	Dario Franchitti

Cautions

Laps	Reason
15 - 19	Car #18 accident

Lap Leaders

Laps	Car
1-30	26
31-36	2
37-46	26
47-74	7



**Grand American Challenge of Long Beach**

**Sorted on Laps**

Rolex Series	Long Beach 1.968 Miles
Grand American Rolex Race	4/8/2006 04:00 PM
Race (52 Laps)	

Pos	No. Class	PIC Name	Laps	Total Tm	Diff	Best Tm Car	Team
1	01 DP	1 Diaz/ Pruett	52	1:30:50.916	-	1:20.277	Lexus Riley CompUSA Chip C
2	23 DP	2 Long/ Rockenfeller	52	1:30:54.905	+3.989	1:20.111	Porsche Craw Alex Job Racing,
3	3 DP	3 Lewis/ Auberlen	52	1:31:01.866	+10.950	1:20.776	BMW Riley Southard Motors
4	4 DP	4 Wallace/ Leitzinger	52	1:31:02.297	+11.381	1:20.910	Pontiac Crawl Howard - Boss M
5	60 DP	5 Patterson/ Negri	52	1:31:06.501	+15.585	1:20.829	Lexus Riley Michael Shank R
6	5 DP	6 Finlay/ Vallante	52	1:31:10.189	+19.273	1:21.105	Ford Crawford Essex Racing
7	76 DP	7 Braun/ Bergmeister	52	1:31:11.168	+20.252	1:21.005	Ford Riley Krohn Racing
8	10 DP	8 Magnussen/ Angelelli/ Ta	52	1:31:11.650	+20.734	1:20.864	Pontiac Riley SunTrust Racing
9	6 DP	9 Wagner/ Borkowski	52	1:31:21.478	+30.562	1:21.689	Lexus Riley Graydon Elliott F
10	40 DP	10 Bingham/ Ruhlman	52	1:31:27.589	+36.673	1:21.603	Pontiac Riley Derhaag Motors
11	12 DP	11 Haberfeld/ Fernandez	52	1:31:35.452	+44.536	1:20.888	Pontiac Riley Lowe's Fernande
12	75 DP	12 Krohn/ Jonsson	52	1:31:48.928	+58.012	1:20.846	Ford Riley Krohn Racing
13	47 DP	13 C Morgan/ R Morgan	52	1:31:49.895	+58.979	1:23.141	Porsche Riley TruSpeed Motor:
14	59 DP	14 France/ Haywood	52	1:31:51.927	+1:01.011	1:23.157	Porsche Fabc Brumos Racing
15	58 DP	15 Donohue/ Law	52	1:31:54.574	+1:03.658	1:21.891	Porsche Fabc Red Bull/ Brumo
16	89 DP	16 Figge/ Dalziel	52	1:31:59.312	+1:08.396	1:20.705	Pontiac Riley Pacific Coast Mo
17	7 DP	17 Tuttle/ Cochet	51	1:31:13.122	1 Lap	1:20.960	Pontiac Riley Tuttle Team Rac
18	11 DP	18 Duno/ Franchitti	51	1:31:39.623	+26.501	1:22.707	Pontiac Riley CITGO Racing b
19	09 DP	19 Oberto/ Goad	51	1:31:54.054	+40.932	1:23.265	Pontiac Crawl Spirit of Dayton:
20	50 DP	20 Gentilozzi/ Drissi	51	1:32:07.294	+54.172	1:22.795	Ford Crawford Rocketsports Ra
21	19 DP	21 McDowell/ Baron	47	1:31:22.812	5 Laps	1:21.076	Ford Crawford Playboy/ Uniden
22	77 DP	22 Brix/ Borcheller	44	1:32:06.167	8 Laps	1:22.407	Ford Doran Feeds The Need/
23	33 DP	23 Hubman/ Bayliff	22	45:12.651	30 Laps	1:26.358	BMW Picchio ADI Motorsports
24	39 DP	24 Cheever Jr/ Fittipaldi	11	16:22.591	41 Laps	1:22.040	Porsche Craw Crown Royal Spr
25	99 DP	25 Moran Jr/ Gurney	10	13:51.724	42 Laps	1:22.153	Pontiac Riley Gainsco/ Blackh
26	8 DP	26 Br Frisselle/ Bu Frisselle	9	13:43.000	43 Laps	1:22.496	Porsche Doran Synergy Racing

<b>Margin of Victory</b>	<b>Avg. Speed</b>	<b>Best Lap Tm</b>	<b>Best Spd</b>	<b>Best Lap by</b>
+3.989	67.587	1:20.111	88.437	[23] Long/ Rockenfeller

Printed: 4/8/2006 5:36:20 PM Licensed to: Grand American Road Racing

Chief of Timing & Scoring  
Race Director

Orbits 2  
www.amb-it.com  
www.mylaps.com

# **FORMULA** **DRIFT**<sup>®</sup>



## Formula DRIFT Lights Up Long Beach Nights Once Again!

The Formula DRIFT evening excitement is back once again to close both Friday and Saturday nights at the Acura Grand Prix of Long Beach with the invitational Super Drift Challenge.

Formula DRIFT has been a fixture at Long Beach for more than 20 years and has become a hugely popular event. Sliding cars and burning rubber results in loud applause and cheers from the fans for two hours on two nights. It takes place in Turns 9 and 10, providing a drifting presence that continues this year.

Both nights have a Great 8 battle and a new winner each night. Some of the world's best drifters and local heroes battle it out under the lights on the Long Beach track. It is smokey, it is fast and it is exciting. Style points count here and the drivers are out to impress the judges, which makes it thrilling to watch for the fans.

The action takes place Friday and Saturday nights from 6:30-8:30 p.m. There is open seating in Grandstands 16, 18, 24, 25 and 26, on a first-come, first-served basis.

For more information, head to [www.formulad.com](http://www.formulad.com)

### SCHEDULE - 2026 FORMULA DRIFT PRO

April 10-11 – Long Beach

April 17-18 - Super Drift Challenge at Long Beach (Invitational)\*

May 7-9 – Atlanta

May 29-30 – Orlando

June 18-20 – Stafford, Conn.

July 30 - Aug. 1 – Indianapolis

Aug, 21-22 - Seattle

Sept. 24-26 – Las Vegas

Oct. 23-24 – Long Beach (Finale)

\* - non-points round

### 2026 SUPER DRIFT CHALLENGE ENTRY LIST

Driver	Hometown	Sponsors/Car
Odi Bakchis	Phelan, CA	The Heart of Racing Aston Martin Vantage V12
Trenton Beechum	Westlake Village, CA	Clonex Racing BMW
Rome Charpentier	Rancho Cucamonga, CA	Garagistic/Pedal Commander/Kumho tire BMW
Jeff Jones	Redlands, CA	Evol Auto Works/Prisma Labs/BIG Energy Nissan 370z
Margaritis Katsanidis	Inglewood, CA	LS Doctor BMW E46
Kasey Kohl	Norman, OK	MspeK Performance ECU Master Nissan S14
Luis Lanz	Florida	Lanz Racing / Zeks Lifestyle Corvette
Sam Maghmoumi	Orange, CA	961 Motorsport BMW E36
Connor O'Sullivan	Fairfield, Conn.	US ARMY / O'Sully Racing BMW

# FORMULA DRIFT®

## COMPETITION RESULTS FROM 2025 FORMULA DRIFT SUPER DRIFT CHALLENGE DAY 1

### EVENT DETAILS

Date: Friday, April 12, 2025

Location: Streets of Long Beach, Long Beach, CA

Event: 2025 Formula DRIFT Super Drift Challenge Day 1 at Acura Grand Prix of Long Beach

### COMPETITORS

- Trenton Beechum (USA/PRO) – Clonex Racing / ESR Wheels BMW
- Rome Charpentier (USA/PRO) – Garagistic / Pedal Commander / Kumho Tire / BMW 1 Series
- Jeff Jones (USA/PRO) – Evol Auto Works / Prisma Labs / BIG Drift Energy / Nissan 370Z
- Margaritis Katsandis (Greece/PS) – LS Doctor E46 BMW
- Kasey Kohl (USA/PS) – Mspek Performance / ECU Master Nissan S14.9
- Sam Maghmoumi (Lebanon/PS) – 961Motorsport E36 BMW S54 Turbo
- Josh Stuart (USA/PS) – StuartFamDrifting C6 Corvette
- Daniel Stuke (USA/PRO) – MspeK Performance Nissan Silvia

### RESULTS

1. Rome Charpentier (USA) – Garagistic / Pedal Commander / Vitour Tires E82 BMW
2. Daniel Stuke (USA) – MspeK Performance Nissan Silvia
3. Jeff Jones (USA) – Evol Auto Works / Prisma Labs / BIG Drift Energy / Nissan 370Z

### COMPETITION NOTES

- The drivers were equally split between the Formula DRIFT PRO and PROSPEC Championships. However, the latter don't compete on the Streets of Long Beach course during their competitive season, giving the PRO drivers an advantage
- Driver match-ups for tandem competition runs were decided by a random draw in the absence of qualifying runs

- The majority of drivers used their Formula DRIFT PRO competition machines for Super Drift, developing up to 1000hp in most cases, with Dean Kearney's Viper producing 1350hp
- Rome Charpentier built on an incredibly strong second place at Round 1 of the Formula DRIFT PRO Championship last weekend to win his first Super Drift event
- Second place Forrest Wang competed in a back-up car to save his competition car for Round 2 of the Formula DRIFT PRO Championship. Wang won Super Drift twice in 2022 while Charpentier secured two third place finishes in 2022 and another in 2021
- Trenton Beechum swapped from a Ford Mustang to BMW for 2023 and is immediately seeing better results
- Super Drift was the first time Sam Maghmoumi had run the Long Beach course. He beat Kyle Mohan in the Top 8 heat but withdrew from the Top 4 with clutch issues

# FORMULA DRIFT®

## COMPETITION RESULTS FROM 2025 FORMULA DRIFT SUPER DRIFT CHALLENGE DAY 2

### EVENT DETAILS

Date: Saturday, April 12, 2025

Location: Streets of Long Beach, Long Beach, CA

Event: 2025 Formula DRIFT Super Drift Challenge Day 2 at Acura Grand Prix of Long Beach

### COMPETITORS

- Trenton Beechum (USA/PRO) – Clonex Racing / ESR Wheels BMW
- Rome Charpentier (USA/PRO) – Garagistic / Pedal Commander / Kumho Tire / BMW 1 Series
- Jeff Jones (USA/PRO) – Evol Auto Works / Prisma Labs / BIG Drift Energy / Nissan 370Z
- Margaritis Katsandis (Greece/PS) – LS Doctor E46 BMW
- Kasey Kohl (USA/PS) – Mspek Performance / ECU Master Nissan S14.9
- Sam Maghmoumi (Lebanon/PS) – 961Motorsport E36 BMW S54 Turbo
- Josh Stuart (USA/PS) – StuartFamDrifting C6 Corvette
- Daniel Stuke (USA/PRO) – Mspek Performance Nissan Silvia

### RESULTS

1. Daniel Stuke (USA) – Mspek Performance Nissan Silvia
2. Rome Charpentier (USA) – Garagistic / Pedal Commander / Vitour Tires E82 BMW
3. Jeff Jones (USA) – Evol Auto Works / Prisma Labs / BIG Drift Energy / Nissan 370Z

### COMPETITION NOTES

- The eight selected drivers were equally split between the Formula DRIFT PRO and PROSPEC Championships. However, the latter don't compete on the Streets of Long Beach course during their competitive season, giving the PRO drivers an advantage
- All four PRO drivers won their Top 8 battles against their PROSPEC rivals and advanced to the Final 4

- The majority of drivers used their Formula DRIFT PRO competition machines for Super Drift, developing up to 1000hp in most cases, with Dean Kearney's Viper producing 1350hp
- Dean Kearney received a bye run in the Top 8 after Kyle Mohan was unable to get his Mazda MX5 to the start line. Kearney then had a good battle with Trenton Beechum in the Top 4 to reach the Final
- In the Final, Kearney spun to a halt on his second run. However, the livestream replay showed Rome Charpentier had over-rotated in Outside Zone 3 and appeared to use the handbrake to regain control. With nowhere to go, Kearney's spin was adjudged Charpentier's fault and Kearney climbed to the top step of the podium
- Dean's last podium in Super Drift was a second place in 2019 in a Final he lost to Forrest Wang
- Rome Charpentier was hoping to build on yesterday's Super Drift win after beating Forrest Wang in an epic Top 8 heat before eliminating Diego Higa in another close match in the Top 4. However, his small mistake against Kearney cost him the winner's trophy
- Higa was awarded third place when a technical problem for his run-off competitor, Trenton Beechum, meant he was unable to complete the second run



## **FAN FAVORITE SPEED ENERGY STADIUM SUPER TRUCKS JUMPS ONTO THE RACECOURSE SATURDAY AND SUNDAY**

The versatility of events of the Acura Grand Prix of Long Beach is fully showcased with the SPEED Energy Stadium Super Trucks. In a pair of 30-minute races on Saturday and Sunday, identically prepared high-horsepower trucks jump ramps, get side by side and provide thrills that have fans roaring as loud as the vehicles' engines!

Led by racing legend Robby Gordon of nearby Orange County, the trucks bring the thrill of off-road stadium racing to the streets of Long Beach. Gordon himself drives in it, along with his 17-year-old son Max, who has won three times, including once last year.

The first race takes place from 5:15-5:45 on Saturday with the second one Sunday from 12:15-12:45, providing an exciting prelude to the NTT INDYCAR SERIES race.



<b>Car#</b>	<b>Driver</b>	<b>Sponsor</b>
7	Robby Gordon	SPEED UTV
21	Zoey Edenholm	Lucy Breakers
28	JC Meynet	B Bar Ranch
50	Trey Hernquist	Alliance Air Products / Schaeffer Oil
57	Bill Hynes	UFD/Think Loud Studios/Brumby Brew
77	Max Gordon	Eibach
83	Matt Brabham	Sponsor TBA
357	Blake Wilkey	Rugged Radios
444	Shaun Richardson	Road Rage Indus



## 2025 RESULTS

### Round 1 Long Beach Race #1 – Official Results

Finish	Start	Truck No.	Driver	Laps	Passing Points	Bonus Points	Total Points	Running / Reason Out
1	8	77	Max Gordon	9	7	3	35	Running
2	7	957	Myles Cheek	9	5		27	Running
3	9	7	Robby Gordon	9	6		26	Running
4	10	83	Matt Brabham	9	6	1	25	Running
5	5	50	Trey Hernquist	9			16	Running
6	2	57	Bill Hynes	9			15	Running
7	3	21	Zoey E	9			14	Running
8	1	23	David Bernstein	8			13	Running
9	6	60	Cole Potts	6			12	Mechanical
10	4	25	Arie Luyendyk, Jr.	5			11	Mechanical

### Round 2 Long Beach Race #2 – Official Results

Finish	Start	Truck No.	Driver	Laps	Passing Points	Bonus Points	Total Points	Running / Reason Out
1	7	957	Myles Cheek	9	6	3	34	Running
2	8	83	Matt Brabham	9	6		28	Running
3	10	77	Max Gordon	9	7		27	Running
4	1	25	Arie Luyendyk, Jr.	9			18	Running
5	4	21	Zoey E	9			16	Running
6	2	60	Cole Potts	9			15	Running
7	5	57	Bill Hynes	9			14	Running
8	3	23	David Bernstein	9			13	Running
9	9	7	Robby Gordon	9			12	Running
10	6	50	Trey Hernquist	8			11	Mechanical



## 2024 RESULTS

### Stadium SUPER Trucks

#### Round 1 – Long Beach – 4/20/24

##### Round 1 Long Beach Race #1 – Official Results

Fin.	St.	#	Driver	Laps	PP	BP	Total	Running / Reason Out
1	8	77	Max Gordon	10	7	3	35	Running
2	10	7	Robby Gordon	10	8	1	31	Running
3	9	83	Matt Brabham	10	6		26	Running
4	7	957	Myles Cheek	10	3		21	Running
5	4	50	Trey Hernquist	10			16	Running
6	5	67	Ben Maier	10			15	Running
7	6	57	Bill Hynes	10			14	Running
8	3	21	Zoey Edholm	10			13	Running
9	2	8	RJ Stidham	10			12	Running
10	1	23	David Bernstein	10			11	Running

PP: Passing Points; BP: Bonus Points; Total: Total Points

### Stadium SUPER Trucks

#### Round 2 – Long Beach – 4/21/24

##### Round 2 Long Beach Race #2 – Official Results

Fin.	St.	#	Driver	Laps	PP	BP	Total	Running / Reason Out
1	7	957	Myles Cheek	3	6		31	Running
2	8	83	Matt Brabham	3	6		28	Running
3	4	57	Bill Hynes	3	1		21	Running
4	9	77	Max Gordon	3	5		23	Running
5	5	67	Ben Maier	3			16	Running
6	6	50	Trey Hernquist	3			15	Running
7	10	7	Robby Gordon	3	3		17	Running
8	2	8	RJ Stidham	3			13	Running
9	1	23	David Bernstein	3			12	Running
10	3	21	Zoey Edholm	2		3	14	Accident

PP: Passing Points; BP: Bonus Points; Total: Total Points



## 2023 RESULTS

### Round 1 Long Beach Race #1 – Official Results

Finish	Start	Truck No.	Driver	Laps	Passing Points	Bonus Points	Total Points	Running / Reason Out
1	6	83	Matt Brabham	11	5	3	33	Running
2	10	7	Robby Gordon	11	8	1	31	Running
3	9	1	Gavin Harlein	11	6		26	Running
4	8	77	Max Gordon	11	4		22	Running
5	7	28	Robert Stout	11	2		18	Running
6	4	51	Ryan Beat	11			15	Running
7	5	957	Myles Cheek	11			14	Running
8	2	50	Trey Hernquist	11			13	Running
9	3	5	Bruce Binnquist	11			12	Running
10	1	57	Bill Hynes	11			11	Running
11	11	69	Joshua Thomas	11			10	Running
12	12	23	David Bernstein	11			9	Running

### Round 2 Long Beach Race #2 – Official Results

Finish	Start	Truck No.	Driver	Laps	Passing Points	Bonus Points	Total Points	Running / Reason Out
1	9	83	Matt Brabham	11	8		33	Running
2	4	957	Myles Cheek	11	2	3	27	Running
3	8	1	Gavin Harlein	11	5		25	Running
4	10	7	Robby Gordon	11	6		24	Running
5	7	77	Max Gordon	11	2		18	Running
6	6	28	Robert Stout	11			15	Running
7	3	50	Trey Hernquist	11			14	Running
8	2	5	Bruce Binnquist	11			13	Running
9	11	23	David Bernstein	11	2		14	Running
10	12	69	Joshua Thomas	10	2		13	Running
11	5	51	Ryan Beat	5			10	Mechanical
12	1	57	Bill Hynes	2			9	Accident



## Round 1 – Long Beach – 4/9/22

### Long Beach Race #1 – Official Results

Finish	Start	#	Driver	Laps	Passing Pts	Bonus Pts	Total Pts	Running / Reason Out
1	6	77	Max Gordon	11	5		30	Running
2	12	7	Robby Gordon	11	10	1	33	Running
3	8	28	Robert Stout	11	5		25	Running
4	11	83	Matt Brabham	11	7		25	Running
5	9	27	Jerett Brooks	11	4		20	Running
6	10	55	Gavin Harlien	11	4		19	Running
7	1	57	Bill Hynes	11		3	17	Running
8	7	14	Davey Hamilton Jr	11			13	Running
9	3	12	Shaun Richardson	11			12	Running
10	4	1776	Cleetus McFarland	11			11	Running
11	2	21	Zoey Edenholtm	11			10	Running
12	5	32	Ryan Arciero	1			9	Brakes

#### Notes:

**Most Laps Led** – Bill Hynes: 3 Bonus Points

**Quickest Qualifier** – Robby Gordon: 1 Bonus Point

## Round 2 – Long Beach – 4/10/22

### Long Beach Race #2 – Official Results

Finish	Start	#	Driver	Laps	Passing Pts	Bonus Pts	Total Pts	Running / Reason Out
1	12	7	Robby Gordon	11	11		36	Running
2	10	83	Matt Brabham	11	8		30	Running
3	11	77	Max Gordon	11	8		28	Running
4	9	28	Robert Stout	11	5		23	Running
5	1	32	Ryan Arciero	11			16	Running
6	7	55	Gavin Harlien	11	1		16	Running
7	2	21	Zoey Edenholtm	11			14	Running
8	5	14	Davey Hamilton Jr	11			13	Running
9	3	1776	Cleetus McFarland	11		3	15	Running
10	8	27	Jerett Brooks	8			11	Mechanical
11	6	57	Bill Hynes	6			10	Mechanical
12	4	12	Shaun Richardson	6			9	Accident

#### Notes:

**Most Laps Led** – Cleetus McFarland: 3 Bonus Points



### Round 9 Long Beach Race #1 – Official Results

Finish	Start	Truck	Driver	Laps	Passing Pts	Bonus Pts	Total Pts	Running / Reason Out
1	12	27	Jerett Brooks	8	11		36	Running
2	11	83	Matt Brabham	8	9		31	Running
3	10	28	Robert Stout	8	7		27	Running
4	13	7	Robby Gordon	8	9	1	28	Running
5	7	77	Max Gordon	8	2		18	Running
6	6	4	Jeff Ward	8			15	Running
7	1	57	Bill Hynes	8		3	17	Running
8	8	9	Christian Sourapas	8			13	Running
9	2	42	Bo LeMastus	8			12	Running
10	3	21	Zoey Edenholm	8			11	Running
11	4	8	Brandon Parrish	8			10	Running
12	5	96	Mads Siljehaug	6			9	Accident
13	9	51	Jacob Abel	5			8	Mechanical

Most Laps Led – Bill Hynes: 3 Bonus Points

Quickest Qualifier – Robby Gordon: 1 Bonus Point

### Round 10 Long Beach Race #2 – Official Results

Finish	Start	Truck#	Driver	Laps	Passing Pts	Bonus Pts	Total Pts	Running / Reason Out
1	10	7	Robby Gordon	10	9	3	37	Running
2	12	27	Jerett Brooks	10	10		32	Running
3	11	83	Matt Brabham	10	8		28	Running
4	5	9	Christian Sourapas	10	1		19	Running
5	8	77	Max Gordon	10	3		19	Running
6	2	8	Brandon Parrish	10			15	Running
7	7	4	Jeff Ward	10			14	Running
8	4	42	Bo LeMastus	10			13	Running
9	6	57	Bill Hynes	10			12	Running
10	9	28	Robert Stout	9			11	Running
11	1	96	Mads Siljehaug	2			10	Mechanical
12	3	21	Zoey Edenholm	1			9	Mechanical
DNS		51	Jacob Abel	0			0	DNS

Most Laps Led – Robby Gordon: 3 Bonus Points

# Stadium Super Trucks in Long Beach

Long Beach Grand Prix

Sorted on Laps

SST

Streets of Long Beach 1.968 miles

Race 1

4/13/2019 16:15

Race started at 16:15:03

Pos	No.	Name	Laps	Diff	Gap	Best Tm
1	83	Matt Brabham	10			1:44.939
2	2	Sheldon Creed	10	1.307	1.307	1:45.291
3	47	Jeff Hoffman	10	6.418	5.111	1:45.818
4	55	Gavin Harlien	10	8.098	1.680	1:46.086
5	60	Cole Potts	10	16.462	8.364	1:47.256
6	57	Bill Hynes	10	26.346	9.884	1:48.692
7	22	Zach VanMatre	10	31.120	4.774	1:50.104
8	9	EJ Chiba	10	39.185	8.065	1:51.179
9	7	Robby Gordon	9	1 Lap	1 Lap	1:45.683
10	68	Blade Hildebrand	8	2 Laps	1 Lap	1:45.872

Margin of Victory	Avg. Speed	Best Lap Tm	Best Speed	Best Lap by
1.307	62.456	1:44.939	67.514	83 - Matt Brabham

Orbits

www.mylaps.com

Licensed to: INDYCAR

Printed: 4/13/2019 4:40:53 PM

# Stadium Super Trucks in Long Beach

Long Beach Grand Prix

Sorted on Laps

SST

Streets of Long Beach 1.968 miles

Race 2

4/14/2019 16:05

Race started at 16:05:03

Pos	No.	Name	Laps	Diff	Gap	Best Tm
1	7	Robby Gordon	12			1:45.055
2	83	Matt Brabham	12	0.503	0.503	1:45.047
3	55	Gavin Harlien	12	1.110	0.607	1:45.309
4	2	Sheldon Creed	12	2.892	1.782	1:45.370
5	47	Jeff Hoffman	12	13.827	10.935	1:46.534
6	68	Blade Hildebrand	12	15.358	1.531	1:46.788
7	60	Cole Potts	12	17.105	1.747	1:46.579
8	9	EJ Chiba	12	27.190	10.085	1:49.821
9	57	Bill Hynes	12	29.515	2.325	1:48.260
10	22	Zach VanMatre	2	10 Laps	10 Laps	1:55.093

Margin of Victory	Avg. Speed	Best Lap Tm	Best Speed	Best Lap by
0.503	47.826	1:45.047	67.444	83 - Matt Brabham

Orbits

www.mylaps.com  
Licensed to: INDYCAR

Printed: 4/14/2019 4:35:26 PM

# Stadium Super Trucks -- Long Beach

Long Beach GP

Sorted on Laps

SST Long Beach Street Circuit 1.968 miles

Race 1 4/14/2018 17:05

Race started at 17:05:01

Pos	Class	No.	Name	Laps	Diff	Best Tm	Best Speed
1	SST	55	Gavin Harlien	6		1:46.837	66.314
2	SST	7	Robby Gordon	6	0.742	1:46.452	66.554
3	SST	25	Arie Luyendyk, Jr.	6	1.044	1:47.127	66.135
4	SST	83	Matt Brabham	6	1.510	1:46.494	66.528
5	SST	52	Davey Hamilton Jr.	6	5.051	1:48.216	65.469
6	SST	68	Blade Hildebrand	6	6.346	1:47.214	66.081
7	SST	60	Cole Potts	6	9.010	1:48.808	65.113
8	SST	75	Erik Davis	6	12.641	1:51.674	63.442
9	SST	441	Troy Deide	6	14.694	1:51.315	63.646
10	SST	1	Paul Morris	6	20.068	1:48.749	65.148
11	SST	57	Bill Hynes	6	22.430	1:50.092	64.353
12	SST	47	Jeff Hoffman	6	2:14.195	1:48.910	65.052
13	SST	18	Apdaly Lopez	5	1 Lap	1:50.245	64.264
14	SST	3	Aaron Bambach	2	4 Laps	1:50.790	63.948

Margin of Victory	Avg. Speed	Best Lap Tm	Best Speed	Best Lap by
0.742	58.652	1:46.452	66.554	7 - Robby Gordon
Chief of Timing & Scoring				Orbits
Race Director				

www.mylaps.com  
Licensed to: INDYCAR

Printed: 4/14/2018 5:24:23 PM

# Stadium Super Trucks -- Long Beach

Long Beach GP

Sorted on Laps

SST

Long Beach Street Circuit 1.968 miles

Race 2

4/15/2018 16:05

Race started at 16:07:58

Pos	Class	No.	Name	Laps	Diff	Best Tm	Best Speed
1	SST	83	Matt Brabham	10		1:45.953	66.867
2	SST	60	Cole Potts	10	1.730	1:46.169	66.731
3	SST	55	Gavin Harlien	10	4.428	1:46.630	66.443
4	SST	7	Robby Gordon	10	7.669	1:47.586	65.852
5	SST	1	Paul Morris	10	8.448	1:47.545	65.878
6	SST	3	Aaron Bambach	10	9.441	1:47.651	65.813
7	SST	52	Davey Hamilton Jr.	10	10.746	1:48.044	65.573
8	SST	75	Erik Davis	10	12.746	1:48.834	65.097
9	SST	18	Apdaly Lopez	10	15.994	1:48.129	65.522
10	SST	57	Bill Hynes	10	21.389	1:49.741	64.559
11	SST	68	Blade Hildebrand	10	21.480	1:47.036	66.191
12	SST	47	Jeff Hoffman	10	47.554	1:46.974	66.229
13	SST	441	Troy Deide	5	5 Laps	1:48.810	65.112
14	SST	25	Arie Luyendyk, Jr.	3	7 Laps	1:47.392	65.971

Margin of Victory	Avg. Speed	Best Lap Tm	Best Speed	Best Lap by
1.730	59.939	1:45.953	66.867	83 - Matt Brabham
Chief of Timing & Scoring				Orbits
Race Director				

www.mylaps.com  
Licensed to: INDYCAR

Printed: 4/15/2018 4:28:46 PM

## Round 6 Long Beach Race #1 – UN-Official Results

Finish	Start	Truck No.	Driver	Laps	Tire	Points	Bonus	Running / Reason Out
1	12	83	Matt Brabham	9	Toyo			Running
2	9	67	Paul Morris	9	Toyo			Running
3	7	55	Gavin Harlien	9	Toyo			Running
4	11	7	Robby Gordon	9	Toyo			Running
5	6	50:1	Jeff Hoffman	9	Toyo			Running
6	10	25	Arie Luyendyk Jr	9	Toyo			Running
7	5	257	Myles Cheek	9	Toyo			Running
8	3	52	Davey Hamilton Jr	9	Toyo			Running
9	8	98	PJ Jones	9	Toyo			Running
10	1	57	Bill Hynes	9	Toyo			Running
11	4	75	Erik Davis	6	Toyo			Accident
12	2	441	Troy Diede	0	Toyo			Accident

## Round 7 Long Beach Race #2 – Official Results

Finish	Start	Truck No.	Driver	Laps	Tire	Points	Bonus	Running / Reason Out
1	9	7	Robby Gordon	9	Toyo	34	9	Running
2	11	83	Matt Brabham	9	Toyo	31	9	Running
3	8	55	Gavin Harlien	9	Toyo	25	5	Running
4	10	67	Paul Morris	9	Toyo	24	6	Running
5	6	50:1	Jeff Hoffman	9	Toyo	17	1	Running
6	7	25	Arie Luyendyk Jr	9	Toyo	16	1	Running
7	4	52	Davey Hamilton Jr	9	Toyo	14		Running
8	5	257	Myles Cheek	9	Toyo	13		Running
9	2	75	Erik Davis	9	Toyo	12		Running
10	3	57	Bill Hynes	9	Toyo	11		Running
11	1	441	Troy Diede	0	Toyo	10		DNS

## 2016 Stadium SUPER Trucks Results

			Driver	Tire		Running / Reason Out		
1	11	1	Sheldon Creed	11	Toyo	38	14	Running
2	1	83	Matt Brabham	11	Toyo	22		Running
3	9	6	Tyler McQuarrie	11	Toyo	26	6	Running
4	8	67	Paul Morris	11	Toyo	22	4	Running
5	4	20	Dustin Scott	11	Toyo	16		Running
6	7	75	Erik Davis	11	Toyo	16	1	Running
7	6	4	Pat O'Keefe	11	Toyo	14		Running
8	5	30	Davey Hamilton	11	Toyo	13		Running
9	3	57	Bill Hynes	11	Toyo	12		Running
10	2	888	Khaled Al Mudhaf	11	Toyo	11		Running
11	12	7	Robby Gordon	6	Toyo	11	1	Mechanical
12	10	47	Keegan Kincaid	3	Toyo	9		Accident

**Notes:**

Starting lineup full inversion from qualifying. Passing point bonus of 1 point per position.

**BONUS POINTS**

- Sheldon Creed started 11th, finished 1st. 10 Bonus points.
- Sheldon Creed led most laps; 3 Bonus points.
- Tyler McQuarrie started 9th, finished 3rd; 6 Bonus points.
- Paul Morris started 8th, finished 4th; 4 Bonus points.
- Erik Davis started 7th, finished 6th; 1 Bonus point.
- Robby Gordon quickest qualifier; 1 Bonus point.

			Driver	Tire		Running / Reason Out		
1	12	1	Sheldon Creed	12	Toyo	36	11	Running
2	6	7	Robby Gordon	12	Toyo	29	7	Running
3	11	83	Matt Brabham	12	Toyo	28	8	Running
4	7	75	Erik Davis	12	Toyo	21	3	Running
5	10	6	Tyler McQuarrie	12	Toyo	21	5	Running
6	8	20	Dustin Scott	12	Toyo	17	2	Running
7	1	57	Bill Hynes	12	Toyo	14		Running
8	2	888	Khaled Al Mudhaf	12	Toyo	13		Running
9	5	14	Pat O'Keefe	10	Toyo	12		Accident
10	9	67	Paul Morris	9	Toyo	11		Running
11	4	30	Davey Hamilton	4	Toyo	10		Mechanical
12	3	47	Keegan Kincaid	1	Toyo	9		Mechanical

**Notes:**

Starting lineup inversion from Race #1 results. Passing point bonus of 1 point per position.

**BONUS POINTS**

- Sheldon Creed started 12th, finished 1st. 11 Bonus points.
- Robby Gordon started 6th, finished 2nd. 4 Bonus points.
- Robby Gordon led most laps; 3 Bonus points.
- Matt Brabham started 11th, finished 3rd. 8 Bonus points.
- Erik Davis started 7th, finished 4th; 3 Bonus points.
- Tyler McQuarrie started 10th, finished 5th; 5 Bonus points.
- Dustin Scott started 8th, finished 6th; 2 Bonus points.

# SUPER STADIUM TRUCKS

## Toyota Grand Prix of Long Beach

Streets of Long Beach

Sorted on Laps

Super Stadium Trucks

Long Beach Street Circuit 1.968 miles

Race

4/19/2015 11:50

Race (10 Laps) started at 11:48:02

Pos	No.	Name	Laps	Diff	Gap	Avg. Speed	Best Tm	Best Speed
1	5	EJ Viso	10			61.103	1:46.454	66.553
2	74	Sheldon Creed	10	5.207	5.207	60.830	1:46.575	66.477
3	7	Robby Gordon	10	7.251	2.044	60.723	1:47.611	65.837
4	48	Scotty Steele	10	8.803	1.552	60.642	1:47.741	65.758
5	47	Keegan Kincaid	10	10.286	1.483	60.565	1:48.672	65.194
6	55	Gavin Harlien	10	17.520	7.234	60.193	1:47.759	65.747
7	17	Dale Dondel	10	18.009	0.489	60.168	1:49.624	64.628
8	3	Charles Dorrance	10	26.965	8.956	59.714	1:50.691	64.005
9	57	Bill Hynes	10	33.012	6.047	59.411	1:53.446	62.451
10	99	Kyle Leduc	10	40.903	7.891	59.021	1:48.158	65.504
11	75	Erik Davis	10	52.778	11.875	58.443	1:52.072	63.217
12	50	Burt Jenner	3	7 Laps	7 Laps	62.793	1:47.574	65.860

Margin of Victory	Avg. Speed	Best Lap Tm	Best Speed	Best Lap by
5.207	61.103	1:46.454	66.553	5 - EJ Viso

Chief of Timing & Scoring

Orbits

Race Director

www.mylaps.com  
Licensed to: INDYCAR

## 2014 SST Grand Prix Of Long Beach – SST Round #3 - Official Results

Finish	Start	No.	Driver	Laps	Tire	Points	Bonus	Running / Reason Out
1	7	7	Robby Gordon	8	Toyo	31	6	Running
2	3	19	EJ Viso		8	Toyo	26	4 Running
3	8	74	Sheldon Creed	8	Toyo	26	6	Running
4	4	98	PJ Jones		8	Toyo	18	Running
5	5	55	Gavin Harlien	8	Toyo	16		Running
6	1	18	Apdaly Lopez	8	Toyo	15		Running
7	2	24	Bradley Morris	8	Toyo	14		Running
8	9	5	Scotty Steele	8	Toyo	13		Running
9	10	13	Nick Vanis	8	Toyo	12		Running
10	6	77	Jerett Brooks	8	Toyo	11		Running

## ***SST Grand Prix Of Long Beach – SST Round #3 - Official Results***

<b>Finish</b>	<b>Start</b>	<b>Truck No.</b>	<b>Driver</b>	<b>Laps</b>	<b>Tire</b>	<b>Points</b>	<b>Bonus</b>	<b>Running / Reason Out</b>
1	7	7	Robby Gordon	8	Toyo	31	6	Running
2	3	19	EJ Viso	8	Toyo	26	4	Running
3	8	74	Sheldon Creed	8	Toyo	26	6	Running
4	4	98	PJ Jones	8	Toyo	18		Running
5	5	55	Gavin Harlien	8	Toyo	16		Running
6	1	18	Apdaly Lopez	8	Toyo	15		Running
7	2	24	Bradley Morris	8	Toyo	14		Running
8	9	5	Scotty Steele	8	Toyo	13		Running
9	10	13	Nick Vanis	8	Toyo	12		Running
10	6	77	Jerett Brooks	8	Toyo	11		Running

**PORSCHE**

---

**CARRERA CUP**  
**NORTH AMERICA**

## **PORSCHE CARRERA CUP NORTH AMERICA: IDENTICAL CARS TEST THE SKILLS OF THE DRIVERS SATURDAY AND SUNDAY**

Attracting the best sports car drivers around the world, Porsche Carrera Cup North America is the premier one-make championship in the USA. It features top Pro, Pro-Am and Masters drivers from North America and across the globe.

On Saturday and Sunday mornings, competitors race in identical Porsche 911 Cup cars (type 992.2), the latest evolution of Porsche's purpose-built race machine. It is just one of five global Porsche series debuting the new Porsche 911 Cup car (type 992.2).

The philosophy of the race series is simple: uniform vehicles, tires and fuel. On a technical level, cup vehicles are identical; the same goes for the tires. Everyone starts under the same conditions.

Carrera Cup North America continues to set the benchmark for professional GT competition.

# **PORSCHE**

---

## **CARRERA CUP NORTH AMERICA**

### **Schedule**

**MARCH 18-20 | SEBRING INTERNATIONAL RACEWAY**

**APRIL 17-19 | ACURA GRAND PRIX OF LONG BEACH**

**MAY 1-3 | MIAMI INTERNATIONAL AUTODROME**

**JUNE 25-27 | WATKINS GLEN INTERNATIONAL**

**JULY 30-AUG. 1 | ROAD AMERICA**

**SEPT. 17-19 | INDIANAPOLIS MOTOR SPEEDWAY**

**SEPT. 30-AUG 2 | ROAD ATLANTA**

**OCT. 23-25 | CIRCUIT OF THE AMERICAS**

# PORSCHE

## CARRERA CUP NORTH AMERICA

**PORSCHE**  
CARRERA CUP  
NORTH AMERICA

ACURA Grand Prix of Long Beach  
Long Beach Street Course - Long Beach, California  
April 17 - April 18, 2026



Planning Entry List - FOR INTERNAL USE ONLY

Total Entries: 24

PORSCHE PRO (PRO)							Entries: 13
CAR NO.	DRIVERS & NATIONALITY	TEAM & SPONSOR	CAR TYPE	TIRE	ENGINE	FUEL	
3	(R) Nikita Lastochkin / Los Angeles, CA	CSM - Reis Nichols <i>Reis Nichols / Stahlwille</i>	Porsche 911 Cup (Type 992.2)	Pirelli P Zero DHG	Porsche 4.0L 6 Cylinder	Mobil Supreme+ ™	
6	(R) Alex Pratt / Clearwater Beach, FL	ACI Motorsports <i>Good Boy Vodka</i>	Porsche 911 Cup (Type 992.2)	Pirelli P Zero DHG	Porsche 4.0L 6 Cylinder	Mobil Supreme+ ™	
7	(R) John Capestro-Dubets / San Diego, CA	GMG Racing <i>LVRY / Wine Country Motor Sports / The Topsy Cactus (Yuma) / Par 3 Golf Course Yuma / The Foothills Executive</i>	Porsche 911 Cup (Type 992.2)	Pirelli P Zero DHG	Porsche 4.0L 6 Cylinder	Mobil Supreme+ ™	
9	(J) Callum Hedge / Mt. Maunganui, New Zealand	JDX Racing <i>Byers Imports / Porsche Columbus / Race Brew</i>	Porsche 911 Cup (Type 992.2)	Pirelli P Zero DHG	Porsche 4.0L 6 Cylinder	Mobil Supreme+ ™	
23	Connor Bloum / San Diego, CA	JDX Racing	Porsche 911 Cup (Type 992.2)	Pirelli P Zero DHG	Porsche 4.0L 6 Cylinder	Mobil Supreme+ ™	
24	Aaron Jeansonne / Fremont, CA	Kellymoss <i>Racing for Childrens / MPT</i>	Porsche 911 Cup (Type 992.2)	Pirelli P Zero DHG	Porsche 4.0L 6 Cylinder	Mobil Supreme+ ™	
37	(F) Sabre Cook / Grand Junction, CO	JDX Racing	Porsche 911 Cup (Type 992.2)	Pirelli P Zero DHG	Porsche 4.0L 6 Cylinder	Mobil Supreme+ ™	
40	(J) Janne Stiak / Wunstorf, Germany	ACI Motorsports <i>Scooters Coffee / ACI Motorsports</i>	Porsche 911 Cup (Type 992.2)	Pirelli P Zero DHG	Porsche 4.0L 6 Cylinder	Mobil Supreme+ ™	
71	(J) Paul Bocuse / Orlando, FL	Kellymoss	Porsche 911 Cup (Type 992.2)	Pirelli P Zero DHG	Porsche 4.0L 6 Cylinder	Mobil Supreme+ ™	
77	(J) Tyler Maxson / Bogart, GA	Topp Racing <i>Apex Capital Corp</i>	Porsche 911 Cup (Type 992.2)	Pirelli P Zero DHG	Porsche 4.0L 6 Cylinder	Mobil Supreme+ ™	
78	(J) (R) Cole Kleck / San Antonio, TX	Topp Racing <i>TCS Fuel Card</i>	Porsche 911 Cup (Type 992.2)	Pirelli P Zero DHG	Porsche 4.0L 6 Cylinder	Mobil Supreme+ ™	
96	Jared Thomas / North Vernon, IN	JTR Motorsports Engineering <i>JTR Motorsports Engineering</i>	Porsche 911 Cup (Type 992.2)	Pirelli P Zero DHG	Porsche 4.0L 6 Cylinder	Mobil Supreme+ ™	

# ACURA Grand Prix of Long Beach

Long Beach Street Course / 1.968 miles  
April 14 - 16, 2023 / Long Beach, California



## Porsche Deluxe Carrera Cup North America

### Race 1 Official Results (40 Minutes)

Pos	Pic	Nr.	Class	Driver	Team	Vehicle	Laps	Total Time	Gap	Mph	Lap	Time	Mph
1	1	53	Pro	Riley Dickinson	Kellymoss	Porsche 992	22	43:19.326	-	59.962	14	1:19.988	88.573
2	2	17	Pro	Tom Sargent	McElrea Racing	Porsche 992	22	43:20.085	+0.759	59.962	18	1:19.922	88.646
3	3	8	Pro	Michael McCann	McCann Racing	Porsche 992	22	43:21.143	+1.817	59.900	16	1:20.379	88.142
4	4	9	Pro	Will Martin	JDX Racing	Porsche 992	22	43:22.171	+2.845	59.900	16	1:20.519	87.989
5	5	78	Pro	Ryan Yardley	Topp Racing	Porsche 992	22	43:22.635	+3.309	59.900	16	1:20.468	88.044
6	6	74	Pro	Jimmy Lilbre	MDK Motorsports	Porsche 992	22	43:23.712	+4.386	59.838	14	1:20.075	88.477
7	7	47	Pro	Thomas Merrill	NOLASPORT	Porsche 992	22	43:28.374	+9.048	59.775	14	1:20.354	88.169
8	8	98	Pro	Alex Sedgwick	JDX Racing	Porsche 992	22	43:28.799	+9.473	59.775	14	1:20.343	88.181
9	9	64	Pro	Dan Clarke	NOLASPORT-Reis Nichols	Porsche 992	22	43:38.778	+19.452	59.527	14	1:20.307	88.221
10	10	2	Pro	Sean Varvig	Kellymoss	Porsche 992	22	43:39.504	+20.178	59.527	14	1:20.325	88.201
11	11	24	Pro	Thomas Napreu	McElrea Racing	Porsche 992	22	43:39.965	+20.639	59.465	15	1:20.475	88.037
12	12	37	Pro	Sabre Cook	Kellymoss	Porsche 992	22	43:40.420	+21.094	59.465	16	1:20.617	87.882
13	13	4	Pro	Elias De La Torre	JDX Racing	Porsche 992	22	43:41.718	+22.392	59.465	15	1:21.105	87.353
14	14	93	Pro	Siefan Rzaadzinski	MDK Motorsports	Porsche 992	22	43:43.705	+24.379	59.403	16	1:21.185	87.267
15	1	99	Pro-Am	Alan Mefni	Kellymoss	Porsche 992	22	43:49.626	+30.300	59.278	17	1:21.535	86.892
16	2	65	Pro-Am	Efrin Castro	Kellymoss	Porsche 992	22	43:54.844	+35.518	59.154	16	1:21.329	87.112
17	15	85	Pro	Jake Pedersen	Reardeen Racing	Porsche 992	22	43:56.038	+36.712	59.154	15	1:21.868	86.539
18	3	56	Pro-Am	Jeff Masing	Topp Racing	Porsche 992	22	43:58.379	+39.053	59.092	16	1:21.304	87.139
19	4	82	Pro-Am	Marco Cirone	ACI Motorsports	Porsche 992	22	43:59.343	+40.017	59.030	17	1:21.801	86.610
20	5	44	Pro-Am	Maisey Uretsky	Accelerating Performance	Porsche 992	22	44:00.469	+41.143	59.030	15	1:22.702	85.666
21	1	43	Am	Mark Kvamme	MDK Motorsports	Porsche 992	22	44:01.116	+41.790	59.030	16	1:22.948	85.412
22	2	10	Am	Scott Noble	MDK Motorsports	Porsche 992	22	44:02.511	+43.185	58.968	16	1:23.356	84.994
23	3	63	Am	Michael Merritt	McCann Racing	Porsche 992	22	44:04.517	+45.191	58.968	16	1:22.668	85.701
24	6	68	Pro-Am	Chris Bellomo	MDK Motorsports	Porsche 992	22	44:05.198	+45.872	58.905	17	1:23.720	84.624
25	7	89	Pro-Am	Todd Parriott	GMG Racing	Porsche 992	22	44:06.787	+47.461	58.905	16	1:24.099	84.243
26	4	83	Am	James McCann	McCann Racing	Porsche 992	22	44:10.258	+50.932	58.781	13	1:20.336	88.189
27	16	77	Pro	Travis Wiley	Topp Racing	Porsche 992	22	44:10.258	+50.932	58.781	13	1:20.336	88.189
28	8	27	Pro-Am	Christian Cole	McCann Racing	Porsche 992	18	33:49.076	Not Running	62.820	16	1:22.831	85.533
29	17	7	Pro	Michael McCarthy	Kellymoss	Porsche 992	17	30:27.307	Not Running	65.927	16	1:20.494	88.016
30	18	20	Pro	Jason Hart	MDK Motorsports	Porsche 992	17	30:42.132	Not Running	65.368	14	1:20.175	88.366
31	19	13	Pro	Varun Choksey	Wright Motorsports	Porsche 992	10	21:32.669	Not Running	54.804	9	1:22.876	85.486
32	9	32	Pro-Am	Kyle Washington	GMG Racing	Porsche 992	2	4:13.602	Not Running	55.861	2	2:30.851	46.965
33	5	57	Am	John Goetz	Wright Motorsports	Porsche 992	2	4:13.602	Not Running	55.861	2	2:30.851	46.965

Not started

81 Pro Grant Talkie  
23 Pro-Am PJ Hyett



# ACURA Grand Prix of Long Beach

Long Beach Street Course / 1.968 miles  
April 14 - 16, 2023 / Long Beach, California



## Porsche Deluxe Carrera Cup North America

### Race 2 Official Results (40 Minutes)

Pos	Pic	Nr.	Class	Driver	Team	Vehicle	Laps	Total Time	Gap	Mph	Lap	Time	Mph
1	1	9	Pro	Will Maurin	JDX Racing	Porsche 992	26	41:09.780	-	74.564	18	1:20.355	88.168
2	2	17	Pro	Tom Sargent	McElrea Racing	Porsche 992	26	41:10.861	+1.081	74.564	21	1:20.294	88.235
3	3	53	Pro	Riley Dickinson	Kellymoss	Porsche 992	26	41:11.495	+1.715	74.502	21	1:19.716	88.875
4	4	74	Pro	Jimmy Libre	MDK Motorsports	Porsche 992	26	41:11.776	+1.996	74.502	21	1:20.279	88.252
5	5	98	Pro	Alex Sedgwick	JDX Racing	Porsche 992	26	41:12.699	+2.919	74.502	25	1:20.407	88.111
6	6	81	Pro	Grant Talkie	ACI Motorsports	Porsche 992	26	41:13.811	+4.031	74.440	23	1:20.525	87.982
7	7	78	Pro	Ryan Yardley	Topp Racing	Porsche 992	26	41:19.810	+10.030	74.253	25	1:21.043	87.420
8	8	13	Pro	Varun Choksey	Wright Motorsports	Porsche 992	26	41:20.387	+10.607	74.253	10	1:20.904	87.570
9	9	77	Pro	Travis Wiley	Topp Racing	Porsche 992	26	41:25.222	+15.442	74.129	26	1:20.307	88.221
10	10	47	Pro	Thomas Merrill	NOLASPORT	Porsche 992	26	41:34.255	+24.475	73.881	23	1:20.481	88.030
11	11	85	Pro	Jake Pedersen	Rearden Racing	Porsche 992	26	41:34.802	+25.022	73.818	11	1:21.675	86.743
12	12	93	Pro	Siefan Rzdziński	MDK Motorsports	Porsche 992	26	41:35.123	+25.343	73.818	20	1:21.766	86.647
13	1	82	Pro-Am	Marco Citrone	ACI Motorsports	Porsche 992	26	41:35.635	+25.855	73.818	17	1:21.547	86.879
14	2	56	Pro-Am	Jeff Mosing	Topp Racing	Porsche 992	26	41:37.404	+27.624	73.756	26	1:21.491	86.939
15	3	65	Pro-Am	Efrin Castro	Kellymoss	Porsche 992	26	41:37.770	+27.990	73.756	25	1:21.035	87.428
16	1	43	Am	Mark Kvamme	MDK Motorsports	Porsche 992	26	41:40.825	+31.045	73.632	17	1:22.181	86.209
17	2	57	Am	John Goetz	Wright Motorsports	Porsche 992	26	41:41.449	+31.669	73.632	22	1:22.254	86.133
18	4	68	Pro-Am	Chris Bellomo	MDK Motorsports	Porsche 992	26	41:46.489	+36.709	73.508	22	1:22.402	85.978
19	5	44	Pro-Am	Moisey Uretsky	Accelerating Performance	Porsche 992	26	41:46.749	+36.969	73.508	24	1:22.496	85.880
20	6	27	Pro-Am	Christian Cole	McCann Racing	Porsche 992	26	41:48.119	+38.339	73.446	19	1:22.446	85.932
21	7	32	Pro-Am	Kyle Washington	GMG Racing	Porsche 992	26	41:48.554	+38.774	73.446	23	1:21.244	87.203
22	3	10	Am	Scott Noble	MDK Motorsports	Porsche 992	26	41:49.418	+39.638	73.383	24	1:22.247	86.140
23	4	83	Am	James McCann	McCann Racing	Porsche 992	26	42:02.106	+52.326	73.011	20	1:22.958	85.402
24	5	63	Am	Michael Merritt	McCann Racing	Porsche 992	26	42:04.030	+54.250	73.011	20	1:22.795	85.570
25	8	89	Pro-Am	Todd Parrifot	GMG Racing	Porsche 992	25	41:12.809	1 Lap	71.644	23	1:22.770	85.596
26	13	37	Pro	Sabre Cook	Kellymoss	Porsche 992	19	32:07.888	Not Running	69.842	10	1:20.715	87.775
27	14	4	Pro	Elias De La Torre	JDX Racing	Porsche 992	16	28:33.585	Not Running	66.176	11	1:21.028	87.436
28	15	24	Pro	Thomas Nepveu	McElrea Racing	Porsche 992	10	16:59.946	Not Running	69.469	10	1:20.934	87.537
29	16	64	Pro	Dan Clarke	NOLASPORT-Reis Nichols	Porsche 992	2	3:23.040	Not Running	69.779			
30	17	2	Pro	Sean Varwig	Kellymoss	Porsche 992	1	1:32.191	Not Running	76.863			
31	18	8	Pro	Michael McCann	McCann Racing	Porsche 992	1	4:04.433	Not Running	28.955			

Not started

7	Pro	Michael McCarthy	Kellymoss	Porsche 992
20	Pro	Jason Hart	MDK Motorsports	Porsche 992
23	Pro-Am	PJ Hyett	Kellymoss	Porsche 992
99	Pro-Am	Alan Metni	Kellymoss	Porsche 992



# ACURA Grand Prix of Long Beach

Long Beach Street Course / 1.968 miles  
April 8 - 11, 2022 / Long Beach, California



## Porsche Carrera Cup North America Presented by The Cayman Islands

### Race 1 Official Results (40 Minutes)

Pos	Pic	Nr.	Class	Driver	Team	Vehicle	Laps	Total Time	Gap	Mph	Lap	Time	Mph
1	1	3	Pro	Kay van Berlo	JDX-Racing	Porsche 992	22	40:20.012	-	64.436	10	1:19.660	88.937
2	2	2	Pro	Parker Thompson	Kelly-Moss	Porsche 992	22	40:21.047	+1.035	64.374	7	1:20.954	88.169
3	3	58	Pro	TJ Fischer	Topp Racing	Porsche 992	22	40:21.654	+1.642	64.374	8	1:20.286	88.244
4	4	8	Pro	Michael McCann	McCann Racing	Porsche 992	22	40:23.301	+3.289	64.311	8	1:20.428	88.088
5	5	11	Pro	Dimitri Dimakos	311RS Motorsport	Porsche 992	22	40:23.798	+3.786	64.311	7	1:21.129	87.327
6	6	53	Pro	Riley Dickinson	Kelly-Moss	Porsche 992	22	40:27.107	+7.095	64.187	8	1:19.883	88.689
7	7	12	Pro	Leh Keen	311RS Motorsport	Porsche 992	22	40:28.822	+8.810	64.187	7	1:21.125	87.331
8	8	13	Pro	Varun Choksey	Wright Motorsports	Porsche 992	22	40:29.587	+9.575	64.125	7	1:20.791	87.692
9	9	7	Pro	Michael McCarthy	Kelly-Moss	Porsche 992	22	40:30.207	+10.195	64.125	8	1:20.849	87.630
10	10	88	Pro	Hutton McKenna	Wright Motorsports	Porsche 992	22	40:31.347	+11.335	64.125	9	1:21.798	86.613
11	1	99	Pro-Am	Alan Mettini	Kelly-Moss	Porsche 992	22	40:31.939	+11.927	64.063	7	1:22.386	85.995
12	11	24	Pro	Adam Adelson	Premier Racing	Porsche 992	22	40:32.640	+12.628	64.063	8	1:21.845	86.563
13	2	56	Pro-Am	Jeff Masing	Topp Racing	Porsche 992	22	40:33.636	+13.624	64.063	8	1:22.333	86.050
14	3	17	Pro-Am	Curt Swearingin	ACI Motorsports	Porsche 992	22	40:34.544	+14.532	64.001	8	1:23.284	85.067
15	12	95	Pro	Conor Flynn	Irish Mike's Racing	Porsche 992	22	40:35.637	+15.625	64.001	9	1:22.520	85.855
16	1	57	Am	John Goetz	Wright Motorsports	Porsche 992	22	40:37.418	+17.406	63.939	7	1:23.495	84.852
17	4	55	Pro-Am	Matt Halcome	Goldcrest Motorsports	Porsche 992	22	40:38.098	+18.086	63.939	9	1:22.717	85.651
18	5	30	Pro-Am	Dominique Lequeux	Goldcrest Motorsports	Porsche 992	22	40:38.530	+18.518	63.939	7	1:23.401	84.948
19	2	42	Am	Bill Smith	Topp Racing	Porsche 992	22	40:39.678	+19.666	63.876	6	1:23.786	84.558
20	6	16	Pro-Am	Pedro Torres	ACI Motorsports	Porsche 992	22	40:40.434	+20.422	63.876	6	1:23.374	84.976
21	7	69	Pro-Am	Thomas Collingwood	BGB Motorsports	Porsche 992	22	40:43.190	+23.178	63.814	8	1:23.856	84.487
22	3	4	Am	Robert Hanley	JDX Racing	Porsche 992	22	40:44.226	+24.214	63.752	9	1:23.605	84.741
23	8	18	Pro-Am	Richard Edge	ACI Motorsports	Porsche 992	22	40:45.313	+25.301	63.752	9	1:24.391	83.952
24	13	77	Pro	Travis Wiley	Topp Racing	Porsche 992	22	40:46.797	+26.785	63.690	8	1:20.945	87.526
25	9	47	Pro-Am	Justin Oakes	NOLASPORT	Porsche 992	20	40:48.231	2 Laps	57.849	8	1:21.772	86.640
26	10	32	Pro-Am	Kyle Washington	GMG Racing	Porsche 992	19	40:49.349	3 Laps	54.929	7	1:24.290	84.052
27	4	10	Am	Vernon McClure	Kelly-Moss	Porsche 992	17	30:54.564	5 Laps	64.933	6	1:23.308	85.043
28	5	29	Am	Jeffrey Majkrzak	Goldcrest Motorsports	Porsche 992	10	16:11.200	12 Laps	72.948	9	1:24.716	83.630
29	6	43	Am	Mark Kvamme	MDK Motorsports	Porsche 992	10	16:22.826	Not Running	72.079	8	1:23.552	84.795
30	14	81	Pro	Grant Talkie	ACI Motorsports	Porsche 992	9	12:51.289	13 Laps	82.642	8	1:20.887	87.643
31	15	6	Pro	Trenton Estep	MDK Motorsports	Porsche 992	9	13:39.442	Not Running	77.795	5	1:20.260	88.273
32	11	65	Pro-Am	Efrin Castro	Kelly-Moss	Porsche 992	1	8:35.035	21 Laps	13.732			

Not started

21	Am	Grady Willingham	Goldcrest Motorsports	Porsche 992
97	Pro-Am	Craig Conway	Irish Mike's Racing	Porsche 992



# ACURA Grand Prix of Long Beach

Long Beach Street Course / 1.968 miles  
April 8 - 11, 2022 / Long Beach, California



## Porsche Carrera Cup North America Presented by The Cayman Islands

### Race 2 Official Results (40 Minutes)

Pos	Pic	Nr.	Class	Driver	Team	Vehicle	Laps	Total Time	Gap	Mph	Lap	Time	Mph
1	1	3	Pro	Kay van Berlo	Kelly-Moss	Porsche 992	23	41:07.219	-	66.051	14	1:19.967	88.596
2	2	6	Pro	Trenton Estep	MDK Motorsports	Porsche 992	23	41:07.468	+0.249	66.051	23	1:20.360	88.163
3	3	58	Pro	TJ Fischer	Topp Racing	Porsche 992	23	41:08.879	+1.660	65.989	16	1:20.432	88.084
4	4	9	Pro	Parker Thompson	JDX Racing	Porsche 992	23	41:09.713	+2.494	65.989	17	1:20.528	87.979
5	5	12	Pro	Leh Keen	311RS Motorsport	Porsche 992	23	41:10.064	+2.845	65.989	14	1:20.729	87.760
6	6	7	Pro	Michael McCarthy	Kelly-Moss	Porsche 992	23	41:10.356	+3.137	65.989	14	1:20.728	87.761
7	7	77	Pro	Travis Wiley	Topp Racing	Porsche 992	23	41:11.195	+3.976	65.927	17	1:20.717	87.773
8	8	81	Pro	Grant Talkie	ACI Motorsports	Porsche 992	23	41:11.395	+4.176	65.927	17	1:20.405	88.113
9	1	47	Pro-Am	Justin Oakes	NOLASPORT	Porsche 992	23	41:13.268	+6.049	65.865	12	1:21.372	87.066
10	9	24	Pro	Adam Adelson	Premier Racing	Porsche 992	23	41:14.458	+7.239	65.865	15	1:21.784	86.628
11	2	65	Pro-Am	Efrin Castro	Kelly-Moss	Porsche 992	23	41:14.841	+7.622	65.865	16	1:21.231	87.217
12	3	56	Pro-Am	Jeff Masing	Topp Racing	Porsche 992	23	41:15.757	+8.538	65.803	15	1:22.294	86.091
13	4	99	Pro-Am	Alan Metni	Kelly-Moss	Porsche 992	23	41:15.964	+8.745	65.803	15	1:22.504	85.872
14	10	95	Pro	Conor Flynn	Irish Mike's Racing	Porsche 992	23	41:18.042	+10.823	65.741	17	1:22.046	86.351
15	5	17	Pro-Am	Curt Swearingin	ACI Motorsports	Porsche 992	23	41:18.726	+11.507	65.741	17	1:22.548	85.826
16	6	55	Pro-Am	Matt Halcome	Goldcrest Motorsports	Porsche 992	23	41:20.166	+12.947	65.678	17	1:22.815	85.549
17	7	30	Pro-Am	Dominique Lequeux	Goldcrest Motorsports	Porsche 992	23	41:20.306	+13.087	65.678	12	1:23.349	85.001
18	1	43	Am	Mark Kvamme	MDK Motorsports	Porsche 992	23	41:22.710	+15.491	65.616	17	1:23.628	84.718
19	2	42	Am	Bill Smith	Topp Racing	Porsche 992	23	41:22.918	+15.699	65.616	17	1:23.768	84.576
20	8	16	Pro-Am	Pedro Torres	ACI Motorsports	Porsche 992	23	41:23.544	+16.325	65.616	13	1:23.039	85.318
21	3	4	Am	Robert Hanley	JDX Racing	Porsche 992	23	41:24.841	+17.023	65.616	17	1:23.952	84.391
22	9	32	Pro-Am	Kyle Washington	GMG Racing	Porsche 992	23	41:24.841	+17.023	65.554	17	1:23.778	84.566
23	4	57	Am	John Goetz	Wright Motorsports	Porsche 992	23	41:30.128	+22.909	65.430	17	1:23.296	85.055
24	10	18	Pro-Am	Richard Edge	ACI Motorsports	Porsche 992	23	41:30.665	+23.446	65.430	17	1:24.880	83.468
25	11	88	Pro	Hulton McKenna	Wright Motorsports	Porsche 992	22	41:25.732	1 Lap	62.696	14	1:22.334	86.049
26	11	69	Pro-Am	Thomas Collingwood	BGB Motorsports	Porsche 992	22	41:28.863	1 Lap	62.634	11	1:25.354	83.004
27	5	21	Am	Grady Willingham	Goldcrest Motorsports	Porsche 992	22	41:28.966	1 Lap	62.634	14	1:27.919	80.583
28	12	8	Pro	Michael McCann	McCann Racing	Porsche 992	17	30:24.089	Net Running	66.051	14	1:20.716	87.774
29	13	53	Pro	Riley Dickinson	Kelly-Moss	Porsche 992	1	2:04.460	Net Running	56.917			
30	14	13	Pro	Varun Choksey	Wright Motorsports	Porsche 992		Net Running					
31	15	11	Pro	Dimitri Dimakos	311RS Motorsport	Porsche 992		Net Running					

Not started

10	Am	Vernon McClure	Porsche 992
97	Pro-Am	Craig Conway	Porsche 992

Pole Position		
Pro	Kay van Berlo	1:19.660 88.937 Mph

Fastest Laps by Class			
Pro	Kay van Berlo	Lap 14	1:19.967 88.596 Mph
Pro-Am	Efrin Castro	Lap 16	1:21.231 87.217 Mph
Am	John Goetz	Lap 17	1:23.296 85.055 Mph

Circuit Records by Class			
Pro	Kay van Berlo	04-09-2022	1:19.660 88.937 Mph
Pro-Am	Efrin Castro	04-10-2022	1:21.231 87.217 Mph
Am	John Goetz	04-10-2022	1:23.296 85.055 Mph



## Historic Sports Car Challenge

This year's historic race, always a fan favorite, involves an incredible array of classic sports cars in a throwback Historic Sports Car Challenge doubleheader. More than 20 muscle cars from the 1970s to the 1990s will race on Saturday and Sunday with a practice session on Friday.

Fans will recognize Camaros, Mustangs, Oldsmobile Cutlasses, an Audi Quattro, a Pontiac, the Nissan 240SX and 300ZX plus a Mercury Capri and Merkur in a pair of 20-minute races. They were originally driven by sports car legends.

For example, the #15 1991 Ford Mustang was driven by Lyn St James, Dorsey Schroeder and Robby Gordon, who is driving another vehicle in this year's Grand Prix in the SPEED Energy Stadium SUPER Trucks. The #30 1993 Camaro was driven by John Paul Jr., and Wally Dallenbach. The #11 Mercury was driven by Chris Kneifel in 1986 and Scott Pruett used it to win Daytona in 1988 as the MAC Tools car.

Several championship-winning cars are in the field, too. The #95 Nissan 240SX won four IMSA GTU titles with Bob Leitzinger behind the wheel. The #44 Audi Quattro driven by Hurley Haywood won the 1988 IMSA GTO title and finished second at Long Beach. The #6 Cutlass driven by Irv Hoerr took the 1992 GTO championship. The #29 Camaro, driven by David Hobbs, won a championship in 1983.

"These cars represent an important chapter in sports car racing history," said Cris Vandagriff, President of Historic Motor Sports Association. "Manufacturers built these cars to push the limits of design and technology. They were driven by many of the sport's most accomplished competitors. Bringing them back to the track at the Grand Prix of Long Beach, allows fans to experience that history in motion."

The Historic Sports Car Challenge races will take place Saturday at 8:30 a.m. and Sunday at 9:20 a.m. with a practice session on Friday at 8:25 a.m.



## 2026 Grand Prix of Long Beach Historic Invitational Alpha Entry List

Car #:	Last Name:	First Name:	City:	State:	Year:	Make:	Model:	Class:	Color:
01	Myers	Aaron	Boyertown	PA	1982	Ford	Boss 302 Musta	GTO	Blue
03	Lynn	Tim	Kentfird	CA	1986	Chevrolet	Camaro	GTO	Wht/Green
10	Rincon	Octavio	Beverly Hills	CA	1986	Chevrolet Dillion	Camaro	GTO	White
101	Hanier	Alexandra	La Habra Heights	CA	1987	Chevrolet	Camero	GTO	White/Turquoi
11	Myers	Ross	Boyertown	PA	1988	Mercury	Merkur	GTO	Wht/Yellow
110	Gagen	Mike	La Mesa	CA	1988	Chevrolet	Camaro	GTO	White
15	Lienenberg	Chris	Boyertown	PA	1991	Ford	Mustang	GTO	Red/Wht/Blue
24	Raymond	Bruce	Mooresville	IN	1985	Pontiac	TransAm	GTO	Blue/Wht
28	Brown, Jr.	Walt	Scottsdale	AZ	1987	Chevrolet	Camaro	GTO	Pink
29	Link	Steve	Monarch Beach	CA	1983	Chevrolet	Camaro	GTO	Red/Wht/Blue
30	Eisenlohr	Cary	Signal Hill	CA	1983	Chevrolet	Camaro	GTO	Red/Wht
31	Ornstein	Jonathan	Paradise Valley	AZ	1990	Oldsmobile	Cutlass	GTO	White/Teal
33	Parsons	Mike	Olympia	WA	1988	Nissan	300ZX	T-A	Red/Wht/Blue
35	Hines	Chris	Scottsdale	AZ	1981	Chevrolet	Corvette	GTO	Orange/Wht
44	Brown	Zak	Wakefield	UK	1988	Audi	200 Quattro	GTO	Wht/Red/Gray
48	Klauer	Thomas	Reno	NV	1989	Chevrolet	Camero	GTO	Yellow
6	Johnson	Gordon	Scottsdale	AZ	1991	Oldsmobile	Cutlass	GTO	Black
65	Krass	George	Plainfield	IL	1984	Ford	Mustang	GTO	Wht/Red

Saturday, March 28, 2026

# THANK YOU TO OUR SPONSORS!





## **Clarience Technologies is a Proud Sponsor of the Acura Grand Prix of Long Beach**

Southfield, MI (March 15, 2026): Clarience Technologies is a global leader of visibility, safety and digital technologies for transportation.

Built on the foundation of proven company brands each with a legacy of innovation, its solutions include vehicle lighting, camera and vision systems, telematics and safety solutions that protect our world and our livelihoods by keeping people, assets and businesses safe, secure and productive. Its team of companies includes Al-Van, AMFS, American Van, Code 3, DAVCO, Durite, ECCO, Elkhart Brass, Foam Pro, FRC, Kerr, Labcraft, LED Autolamps, Lumitec, Pressure Systems International, Prime Design, Randall, Ranger Design, RIGID, Road-Ready, Roll-Rite, R.O.M., RVS, Safe Fleet (Law, Bus & Rail), SEON, Truck-Lite and Vango.

Clarience Technologies is proud to sponsor the Acura Grand Prix of Long Beach and Team Penske in the race. Clarience Technologies branding will be featured on No. 3 driven by Scott McLaughlin and No. 12 driven by David Malukas.

Our presence in motorsports runs deep—naturally connecting the products that keep race day moving, from transportation to the track to the safety vehicles protecting it. Across our portfolio of companies, we deliver the visibility and safety solutions trusted by drivers, teams, and support crews. Truck-Lite lighting is prominently featured across the INDYCAR organization's operations, including medical trailers, media trailers, and production equipment haulers. AMR safety vehicles rely on Code 3 lighting and the advanced Matrix System to ensure rapid, highly visible response on track. Beyond INDYCAR, our partnership extends beyond the track. The full IndyCar Hauler fleet—and the Team Penske Race trailers—run with a combination of Truck-Lite and RIGID lighting products, showcasing our commitment to performance, safety, and reliability at every mile.

Learn more at [clariencetechnologies.com](https://clariencetechnologies.com).



## Cooler Master Brings High Performance Cooling to the Acura Grand Prix of Long Beach Visitors Can Experience the Dyn X Racing Simulator and Discover the Engineering Behind High Performance Cooling

Los Angeles — April 7, 2026 — Cooler Master, a global leader in PC components and tech lifestyle solutions, today announced its participation in the Acura Grand Prix of Long Beach Lifestyle Expo, where the company will showcase its expertise in High Performance Cooling through immersive sim racing experiences and advanced PC hardware design.

Located inside the Long Beach Convention Center, Cooler Master's booth will feature the Dyn X racing simulator, a professional-grade platform designed for immersive driving simulation and training. Visitors will be able to step into the cockpit and experience a virtual version of the Long Beach street circuit powered by iRacing while exploring the engineering principles that connect motorsports performance and modern PC systems.

Throughout race weekend, attendees who participate in the Dyn X simulator experience will also have the chance to win prizes from Cooler Master and event partners, including digital game codes and exclusive merchandise.

"Motorsports and modern PC systems are both built around the same principle: engineering excellence under pressure," said Wei Yang, General Manager North America at Cooler Master. "When performance is pushed to the limit, heat becomes the enemy. Cooler Master has spent more than three decades developing cooling technologies that keep systems stable, efficient, and reliable when it matters most. That expertise is why organizations across industries trust us when performance cannot fail."

### Experience the Dyn X Racing Simulator

At the center of Cooler Master's exhibit is the Dyn X racing simulator, a professional-grade platform designed for precision and immersion. The system supports multiple driving configurations, allowing users to experience positions ranging from Formula-style seating to GT racing posture.

Designed for training and entertainment, the Dyn X combines a rigid modular frame with professional controls and high-performance PC hardware to deliver the responsiveness and realism demanded by serious sim racers.

While optimized for racing simulation, Dyn X also supports flight simulation and other driving simulators, demonstrating its flexibility as a platform for immersive performance experiences.

## Engineering Expertise Built for Performance

In motorsports, heat management can determine whether a car finishes a race or falls short of the podium. The same principle applies inside high-performance PCs, where processors and graphics cards generate intense thermal loads under demanding workloads.

For more than three decades, Cooler Master has focused on solving that challenge through advanced cooling technologies and airflow engineering. From enthusiast PC builds to enterprise thermal solutions, the company's approach to High Performance Cooling is rooted in the same physics that govern performance machines on the racetrack.

The result is hardware designed to maintain peak performance when systems are pushed to their limits.

## Performance as a Lifestyle

Cooler Master's presence at the Long Beach Grand Prix reflects the growing intersection of motorsports, gaming, and digital performance culture. Sim racing has become both a training tool for professional drivers and a competitive platform for enthusiasts around the world.

By bringing the Dyn X simulator to Long Beach, Cooler Master invites fans to experience the thrill of racing while discovering how High Performance Cooling enables performance across modern technology.

## Event Details

Visitors attending the Acura Grand Prix of Long Beach can experience the Dyn X simulator and explore Cooler Master technology throughout race weekend.

Where: Lifestyle Expo, Long Beach Convention Center

When: April 17–19, 2026

Booth: 1740

## About Cooler Master:

Since 1992, Cooler Master has pushed the boundaries of what PC hardware can be and what it can mean to the people who build with it. From introducing the world's first aluminum PC case to developing innovative thermal technologies, the company has built a reputation for challenging conventions and advancing system performance. Driven by engineering excellence and a passion for customization, Cooler Master supports a global community of builders, gamers, and creators who use technology as a platform for performance, creativity, and personal expression. More information is available at [www.coolermaster.com](http://www.coolermaster.com) and join us on Instagram, Discord and Facebook.

## Contacts:

Brett Buren, Cooler Master PR

[Brett\\_Buren@coolermaster.com](mailto:Brett_Buren@coolermaster.com)

## Firestone Firehawk Race Tires Continue to Drive Innovation

WORDS AND IMAGES PROVIDED BY BRIDGESTONE/FIRESTONE

Bridgestone and Firestone proudly support the enduring tradition of North America's longest-running major street race, the Acura Grand Prix of Long Beach, now more than 50 years strong. Together, the two brands have served as the event's official tire for more than half of its storied history.

While the Firestone brand celebrates 125 years, racing has been instrumental in the development of tires since the early 1900s. Motorsport remains a vital proving ground for advanced materials and technologies, shaping innovations and tire development that extend far beyond the racetrack.

This weekend, fans will see the NTT INDYCAR SERIES race on the streets of Long Beach with Firestone Firehawk primary and alternate race tires that incorporate key components<sup>1</sup> of Bridgestone global ENLITEN™ Technology. These include renewable soybean oil to replace petroleum-based oils traditionally used in tire compounds, as well as recycled steel bead wire and recycled carbon black.

ENLITEN is a next-generation technology designed to deliver customized and uncompromised tire performance while promoting a focus on enhanced sustainability for tires in Bridgestone and its Firestone brand portfolio. This includes consumer products, such as the new Firestone Firehawk Indy 500 V2, as well as commercial, agricultural and race tires.

The inclusion of ENLITEN technology and materials in Firestone Racing tires underscores an approach focused on improving resource efficiency and increasing material circularity, while delivering the extreme performance demanded by North America's premier open-wheel racing series.

Follow along via @FirestoneRacing and @Firestone on Instagram as well as @Firestone and @FirestoneFirehawk on TikTok.



<sup>1</sup> The specific ENLITEN technology attributes vary by tire product. Results may vary depending upon proper tire and vehicle maintenance, road conditions, and driving habits.



**FOR IMMEDIATE RELEASE**

CONTACT: Sylvia Melendez  
Special Projects Manager  
323-266-3585; sylvia.melendez@kingtaco.net

## **King Taco Restaurant Inc. Sponsors of the Acura Grand Prix of Long Beach**

*Proud supporters of the Grand Prix of Long Beach since the mid-1990's.*



**LOS ANGELES, Calif. January 26th, 2026** — King Taco Restaurants, Inc., proud sponsor of the Acura Grand Prix of Long Beach, April 17-19, 2026.

King Taco has made a name for itself in the Greater Los Angeles Area and the motorsports community. In the last 30 years, King Taco has sponsored events and served food at various motorsport events in and around Los Angeles. Sponsoring these events has allowed King Taco to grow within the racing world and expand its presence. This year marks the 32nd consecutive year that King Taco proudly sponsors the Long Beach Grand Prix. King Taco is truly honored and more than thrilled to continue being part of the iconic Acura Grand Prix of Long Beach, an event that has become a cherished tradition. Year after year, this partnership allows us to connect with fans, celebrate the excitement of racing, and create lasting memories with families, friends, and guests from near and far. We look forward to continuing this long-standing relationship and sharing in the energy, passion, and unforgettable moments that make this event so special.

### **About King Taco Restaurants**

Located in and around the Greater Los Angeles area, King Taco is a Mexican fast-food favorite. Immigrant founders Raul and Maria Martinez came from Mexico City searching for the American Dream and in doing so, created King Taco in 1974 out of a converted ice cream truck. Since then, King Taco has expanded to 22 popular locations throughout Los Angeles and San Bernardino Counties. Today, King Taco serves a wide variety of authentic Mexican foods and has been recognized by prominent food critics.

Visit <https://kingtaco.com> for more information or to contact us. We can be found on all major social platforms for company updates and upcoming events.

**Korbel California Champagne® Celebrates 20+ Years At The 2026 Acura Grand Prix of Long Beach**

**March XX, 2026, LONG BEACH, CA** - [Korbel California Champagne®](#) is pleased to announce its continued partnership as the Official Winner's Circle Champagne for the upcoming [2026 Acura Grand Prix of Long Beach](#) (April 17-19). The Grand Prix annually attracts over 190,000 attendees and features ten hours of national television coverage over three days. For the first time in the event's history, network television will broadcast both premier events during the same weekend.

"Korbel is honored to remain a part of the Winner's Circle tradition, celebrating the grit and skill of the world's finest drivers with America's favorite premium champagne," says Gary Heck, Owner and President of Korbel Champagne Cellars.

Saturday's featured event will be the third round of the 2026 IMSA WeatherTech SportsCar Championship, airing on NBC. The race headlines GTP (GT Prototype) class, featuring hybrid prototypes from Acura, Aston Martin, BMW, Cadillac and Porsche.

On Sunday, the event will host the fifth round of the 2026 NTT INDYCAR SERIES®, airing on FOX. It will feature celebrated drivers such as defending race winner Kyle Kirkwood, past Long Beach winners Scott Dixon, Josef Newgarden, and Will Power, along with back-to-back Series champion Alex Palou. Emerging stars, such as Pato O'Ward and the 2025 Rookie of the Year Louis Foster, are expected to battle across the iconic 1.97-mile, 11-turn circuit through downtown Long Beach.

Korbel Champagne Cellars is located in Sonoma County's Russian River Valley, offering daily tours and tastings of its extensive portfolio. Among the most popular of its California champagnes are Korbel Brut, Extra Dry, Brut Rosé, and Sweet Rosé.

**About Korbel California Champagne®:** Established in 1882 in Sonoma County's Russian River Valley, Korbel Champagne Cellars produces the United States' most popular méthode champenoise champagne. The true measure of Korbel's success over its 144 years can be seen in its impact on American consumers and in its presence at various celebrations throughout the years. Owned and managed by the Heck family since 1954, Korbel currently makes eleven California champagnes and a limited amount of still wine. In a separate facility, Korbel also produces one of the country's most respected brandies.

**About The Grand Prix Foundation:** The Grand Prix Foundation, since its inception in 1991, has donated more than \$4 million to Southern California charities. In addition, the Foundation donates tickets and hospitality packages to the Acura Grand Prix of Long Beach and tickets to the Foundation's "Grand Prix Charity Days" events to charitable and civic organizations to assist them in their fundraising efforts or, in some cases, to bring the physically or mentally challenged to a "day at the races."



## **PORT OF LONG BEACH – THE PORT OF THE FUTURE**

The Port of Long Beach is building the Port of the Future, guided by its bold new 2050 vision and a plan to double current container volumes to 20 million by 2050.

By strategically modernizing infrastructure with \$3.2 billion in capital investments over the next decade and developing digital systems to dramatically enhance efficiency and visibility, the Port is also becoming the world's first zero-emissions port. Today, the Port moves cargo valued at \$300 billion a year and generates 2.7 million jobs across the U.S., as it continues to lead the world on sustainability programs and plans to double those benefits by doubling volume.

To help the local community seek careers in the goods movement industry, the Port partners with the Long Beach Unified School District, Long Beach City College and Cal State Long Beach to offer educational programs, scholarships and internships for local students. In addition, the Port awards \$3 million annually in community sponsorships and has the largest environmental grants program of its type in the nation at nearly \$65 million.

As one of only 18 commercial strategic seaports in the U.S. with a duty to support force deployment during national defense emergencies, a community partner that offers \$3 million per year in sponsorships for local nonprofits and a major catalyst for workforce development creating opportunities for students far and wide, the Port is well-positioned for even higher achievements. After all, industry leaders named Long Beach "The Best West Coast Seaport in North America" for a seventh consecutive year and "The Best Green Seaport" in 2025.

The Port of Long Beach. Always open. Always moving.

For more information, visit [www.polb.com](http://www.polb.com).



## News Release

### United Site Services Continues Partnership with Acura Grand Prix of Long Beach

**Meridian, ID 3/10/26** - United Site Services (USS), the nation's leading provider of temporary site services, has been named an official partner of the Acura Grand Prix of Long Beach, one of North America's premier motorsports events. This partnership underscores USS's commitment to supporting large-scale events and enhancing the race-weekend experience for attendees, teams, and organizers alike.

The Acura Grand Prix of Long Beach is an annual cornerstone of the motorsports calendar, featuring top-tier racing set against the iconic backdrop of the Long Beach street circuit. USS will support the event with comprehensive site services designed to ensure a safe, clean, and efficient environment for fans, competitors, and staff throughout race weekend.

"United Site Services is proud to partner with the Acura Grand Prix of Long Beach and bring our event-support expertise to this world-class motorsports event," said Bobby Creason, CEO of USS. "Our team looks forward to delivering reliable solutions that contribute to the success of the event and an exceptional experience for all who attend."

As part of the partnership, USS will provide a range of temporary site services — including portable restroom solutions and hand-hygiene stations— tailored to the large crowds and complex site plans associated with major racing events.

The Grand Prix regularly attracts tens of thousands of fans, teams, and motorsports enthusiasts from across the country, making it a key showcase event for USS's event solutions and operational excellence. With coast-to-coast service capabilities and deep expertise in large-venue support, USS is uniquely positioned to help events run smoothly and safely.

#### **About United Site Services**

United Site Services (USS) is the leader in temporary site services — the nation's largest, most capable provider supporting every job, project, and event from coast to coast. With the industry's most extensive inventory and service network, USS delivers unmatched reliability, safety, and scale across every sector — including construction, industrial facilities, agriculture, emergency response, and large public events.

From portable restrooms and hand hygiene stations to temporary fence, and trailers, USS sets the standard for quality and consistency nationwide. Our reach, resources, and expertise make USS the go-to partner for keeping sites running efficiently, safely, and on schedule — no matter the size or complexity of the job.

Media Contact:

[marketing@unitedsiteservices.com](mailto:marketing@unitedsiteservices.com)

*Join us for the*

# 52ND ACURA GRAND PRIX OF LONG BEACH,

APRIL 16-18, 2027

ACURA

**GRAND PRIX**  
OF LONG BEACH

